ภาคผนวก จ

เอกสารสอบเทียบเครื่องมือที่ใช้ในการวิเคราะห์

right solutions.
right partner.

รายการเครื่องมือที่ใช้ในการวิเคราะห์ / ทดสอบ

Sample Name	Parameter	Equipment Name	ID No.	Calibrated Date	Next Cal	Freq. Calibrate (Months)
Ambient	Particulate Matter (PM-10)	High Volume	RYG_FS0665	-	-	On site Calibration
Ambient	Particulate Matter (PM-10)	High Volume	RYG_FS0399	-	-	On site Calibration
Ambient	Particulate Matter (PM-10)	High Volume	RYG_FS0183	-	-	On site Calibration
Ambient	Particulate Matter (PM-10)	Digital Balance	RYG_EN0001	1-Mar-23	1-Mar-24	12
Ambient	Total Suspended Particulate	High Volume	RYG_FS0394	-	-	On site Calibration
Ambient	Total Suspended Particulate	High Volume	RYG_FS0182	-	-	On site Calibration
Ambient	Total Suspended Particulate	High Volume	RYG_FS0396	-	-	On site Calibration
Ambient	Total Suspended Particulate	Digital Balance	RYG_EN0001	1-Mar-23	1-Mar-24	12
Ambient	Sulfur Dioxide	SO_2 Analyzer	RYG_FS0456	2-Jul-23	2-Jan-24	6
Ambient	Sulfur Dioxide	SO_2 Analyzer	RYG_FS0260	2-Jul-23	2-Jan-24	6
Ambient	Sulfur Dioxide	SO_2 Analyzer	RYG_FS0251	2-Jul-23	2-Jan-24	6
Ambient	Nitrogen Dioxide	NO_2 Analyzer	RYG_FS0457	1-Jul-23	1-Jan-24	6
Ambient	Nitrogen Dioxide	NO_2 Analyzer	RYG_FS0261	1-Jul-23	1-Jan-24	6
Ambient	Nitrogen Dioxide	NO_2 Analyzer	RYG_FS0252	1-Jul-23	1-Jan-24	6
Ambient	Volatile Organic Componds	GC-MSD	RYG_EN0136	7-Jul-22	7-Jan-24	18
Ambient	Wind Speed / Wind Direction	Wind Speed / Wind Direction	RYG_FS0329	31-Jan-22	29-Jul-23	18
Ambient	Wind Speed / Wind Direction	Wind Speed / Wind Direction	RYG_FS0647	20-Jun-23	20-Dec-24	18
Ambient	Wind Speed / Wind Direction	Wind Speed / Wind Direction	BKK_FS0167	9-Dec-22	8-Jun-24	18
Ambient	Wind Speed / Wind Direction	Wind Speed / Wind Direction	RYG_FS0081	18-Jan-23	18-Jul-24	18
Ambient	Wind Speed / Wind Direction	Wind Speed / Wind Direction	RYG_FS0435	22-Feb-23	22-Aug-24	18
Ambient	Wind Speed / Wind Direction	Wind Speed / Wind Direction	BKK_FS0910	10-Dec-22	9-Jun-24	18
Ambient	Wind Speed / Wind Direction	Wind Speed / Wind Direction	RYG_FS0649	20-Jun-23	20-Dec-24	18
Ambient	Wind Speed / Wind Direction	Wind Speed / Wind Direction	NKH_FS0055	20-Dec-22	19-Jun-24	18
Ambient	Wind Speed / Wind Direction	Wind Speed / Wind Direction	RYG_FS0650	20-Jun-23	20-Dec-24	18
Ambient	Wind Speed / Wind Direction	Wind Speed / Wind Direction	RYG_FS0647	20-Jun-23	20-Dec-24	18
Ambient	Wind Speed / Wind Direction	Wind Speed / Wind Direction	RYG_FS0531	19-Jan-23	19-Jul-24	18
Ambient	Wind Speed / Wind Direction	Wind Speed / Wind Direction	RYG_FS0648	20-Jun-23	20-Dec-24	18
Ambient	Wind Speed / Wind Direction	Wind Speed / Wind Direction	BKK_FS1370	30-May-23	30-Nov-24	18
Ambient	Wind Speed / Wind Direction	Wind Speed / Wind Direction	RYG_FS0412	10-Feb-23	10-Aug-24	18
Ambient	Wind Speed / Wind Direction	Wind Speed / Wind Direction	RYG_FS0413	10-Feb-23	10-Aug-24	18
Ambient	Wind Speed / Wind Direction	Wind Speed / Wind Direction	RYG_FS0414	10-Feb-23	10-Aug-24	18
Ambient	Wind Speed / Wind Direction	Wind Speed / Wind Direction	RYG_FS0089	19-Jan-23	19-Jul-24	18
Ambient	Wind Speed / Wind Direction	Wind Speed / Wind Direction	RYG_FS0329	18-Aug-23	18-Feb-25	18
Ambient	Wind Speed / Wind Direction	Wind Speed / Wind Direction	SGK_FS0039	10-Dec-22	11-Jun-24	18
Ambient	Wind Speed / Wind Direction	Wind Speed / Wind Direction	RYG_FS0328	18-Aug-23	18-Feb-25	18
Ambient	Wind Speed / Wind Direction	Wind Speed / Wind Direction	RYG_FS0087	19-Jan-23	19-Jul-24	18
Noise	Leq 24 hrs	Sound Calibrator	RYG_FS0496	17-Jan-23	17-Jan-24	12
Noise	Leq 24 hrs	Sound Level Meter	RYG_FS0023	13-Jan-23	13-Jan-24	12
Noise	Leq 24 hrs	Sound Level Meter	RYG_FS0031	10-Aug-23	10-Aug-24	12
Noise	Leq 24 hrs	Sound Level Meter	RYG_FS0304	1-Sep-23	1-Sep-24	12
Noise	Leq 24 hrs	Sound Level Meter	RYG_FS0302	10-Aug-23	10-Aug-24	12
Noise	Leq 24 hrs	Sound Level Meter	RYG_FS0303	10-Aug-23	10-Aug-24	12
Rayong Lab	Nitrate	Spectrophotometer	RYG_EN0037	27-Sep-22	27-Mar-24	18
Rayong Lab	Ammonia Nitrogen	SPECTROPHOTOMETER	RYG_EN0037	27-Sep-22	27-Mar-24	18
Rayong Lab	BOD	DO meter with Sensor	RYG_EN0032	24-Jul-23	24-Jan-25	18
Rayong Lab	BOD	Incubator	RYG_EN0154	29-May-23	29-Nov-24	18
Rayong Lab	pH at 25 $^{\circ}$C	pH Meter	RYG_EN0152	22-Dec-22	22-Dec-23	12
Rayong Lab	Temperature	pH meter	RYG_FS0424	4-Apr-23	4-Apr-24	12
Rayong Lab	Dissolved Oxygen	Chamber (Cold Room)	RYG_EN0184	25-Jan-23	25-Jul-24	18
Rayong Lab	Oil & Grease	Electronic Balance	RYG_EN0002	1-Mar-23	1-Mar-24	12
Rayong Lab	Oil & Grease	Hot Air Oven	RYG_EN0006	20-Oct-22	20-Apr-24	18
Rayong Lab	Oil & Grease	Water Bath	RYG_EN0061	20-Oct-22	20-Apr-24	18
Rayong Lab	COD	Spectrophotometer	RYG_EN0037	27-Sep-22	27-Mar-24	18
Rayong Lab	Total Dissolved Solids 180°C	Electronic Balance	RYG_EN0002	1-Mar-23	1-Mar-24	12
Rayong Lab	Total Dissolved Solids 180°C	Hot Air Oven	RYG_EN0010	20-Oct-22	20-Apr-24	18
Rayong Lab	Total Suspended Solids	Electronic Balance	RYG_EN0002	1-Mar-23	1-Mar-24	12
Rayong Lab	Total Suspended Solids	Hot Air Oven	RYG_EN0010	20-Oct-22	20-Apr-24	18
Rayong Lab	Total Hardness	Chamber (Cold Room)	RYG_EN0184	25-Jan-23	25-Jul-24	18

right solutions.
right partner.

รายการเครื่องมือที่ใช้ในการวิเคราะห์ / ทดสอบ

Sample Name	Parameter	Equipment Name	ID No.	Calibrated Date	Next Cal	Freq. Calibrate (Months)
Water Lab	Total Coliform Bacteria	Autoclave	BKK_ML0041	4-Oct-23	4-Apr-25	18
Water Lab	Total Coliform Bacteria	Incubator	BKK_ML0010	17-Jul-23	17-Jan-25	18
Water Lab	Total Coliform Bacteria	Hot Air Oven	BKK_ML0013	21-Nov-22	21-May-24	18
Water Lab	Volatile Organic Compound	Gas Chromatography (MSD)	BKK_EN0059	21-Jun-22	21-Dec-23	18
Water Lab	Hexavalent Chromium	Spectrophotometer	BKK_EN0018	15-Sep-23	15-Sep-24	12
Water Lab	Lead	ICP-MS	BKK_EL0026	12-Jun-23	11-Jun-24	12
Water Lab	Lead	Hot Block	BKK_EL0054	22-Sep-23	22-Mar-25	18
Water Lab	Lead	Chamber (Cold Room)	BKK_EN0167	30-Jun-22	30-Dec-23	18
Water Lab	Manganese	ICP-MS	BKK_EL0026	12-Jun-23	11-Jun-24	12
Water Lab	Manganese	Hot Block	BKK_EL0054	22-Sep-23	22-Mar-25	18
Water Lab	Manganese	Chamber (Cold Room)	BKK_EN0167	30-Jun-22	30-Dec-23	18
Water Lab	Copper	ICP-MS	BKK_EL0026	12-Jun-23	11-Jun-24	12
Water Lab	Copper	Hot Block	BKK_EL0054	22-Sep-23	22-Mar-25	18
Water Lab	Copper	Chamber (Cold Room)	BKK_EN0167	30-Jun-22	30-Dec-23	18
Water Lab	Nickel	ICP-MS	BKK_EL0026	12-Jun-23	11-Jun-24	12
Water Lab	Nickel	Hot Block	BKK_EL0054	22-Sep-23	22-Mar-25	18
Water Lab	Nickel	Chamber (Cold Room)	BKK_EN0167	30-Jun-22	30-Dec-23	18
Water Lab	Arsenic	ICP-MS	BKK_EL0026	12-Jun-23	11-Jun-24	12
Water Lab	Arsenic	Hot Block	BKK_EL0054	22-Sep-23	22-Mar-25	18
Water Lab	Arsenic	Chamber (Cold Room)	BKK_EN0167	30-Jun-22	30-Dec-23	18
Water Lab	Cadmium	ICP-MS	BKK_EL0026	12-Jun-23	11-Jun-24	12
Water Lab	Cadmium	Hot Block	BKK_EL0054	22-Sep-23	22-Mar-25	18
Water Lab	Cadmium	Chamber (Cold Room)	BKK_EN0167	30-Jun-22	30-Dec-23	18
Water Lab	Zinc	ICP-MS	BKK_EL0026	12-Jun-23	11-Jun-24	12
Water Lab	Zinc	Hot Block	BKK_EL0054	22-Sep-23	22-Mar-25	18
Water Lab	Zinc	Chamber (Cold Room)	BKK_EN0167	30-Jun-22	30-Dec-23	18
Water Lab	Mercury	DUO-CVAFS / CVAAS	BKK_EL0023	24-May-23	24-May-24	12
Water Lab	Iron	ICP-MS	BKK_EL0026	12-Jun-23	11-Jun-24	12
Water Lab	Iron	Hot Block	BKK_EL0054	22-Sep-23	22-Mar-25	18
Water Lab	Iron	Chamber (Cold Room)	BKK_EN0167	30-Jun-22	30-Dec-23	18
Water Lab	Selenium	ICP-MS	BKK_EL0026	12-Jun-23	11-Jun-24	12
Water Lab	Selenium	Hot Block	BKK_EL0054	22-Sep-23	22-Mar-25	18
Water Lab	Selenium	Chamber (Cold Room)	BKK_EN0167	30-Jun-22	30-Dec-23	18
Water Lab	Petroleum Hydrocarbon	Gas Chromatography (FID)	BKK_EN0103	21-Apr-23	21-Oct-24	18
Sea Water	Nitrate	Spectrophotometer	RYG_EN0037	27-Sep-22	27-Mar-24	18
Sea Water	Ammonia Nitrogen	SPECTROPHOTOMETER	RYG_EN0037	27-Sep-22	27-Mar-24	18
Sea Water	BOD	DO meter with Sensor	RYG_EN0032	24-Jul-23	24-Jan-25	18
Sea Water	BOD	Incubator	RYG_EN0154	29-May-23	29-Nov-24	18
Sea Water	pH at 25 °C	pH Meter	RYG_EN0152	22-Dec-22	22-Dec-23	12
Sea Water	Temperature	pH meter	RYG_FS0424	4-Apr-23	4-Apr-24	12
Sea Water	Dissolved Oxygen	Chamber (Cold Room)	RYG_EN0184	25-Jan-23	25-Jul-24	18
Sea Water	Oil & Grease	Electronic Balance	RYG_EN0002	1-Mar-23	1-Mar-24	12
Sea Water	Oil & Grease	Hot Air Oven	RYG_EN0006	20-Oct-22	20-Apr-24	18
Sea Water	Oil & Grease	Water Bath	RYG_EN0061	20-Oct-22	20-Apr-24	18
Sea Water	Total Dissolved Solids 180°C	Electronic Balance	RYG_EN0002	1-Mar-23	1-Mar-24	12
Sea Water	Total Dissolved Solids 180°C	Hot Air Oven	RYG_EN0010	20-Oct-22	20-Apr-24	18
Sea Water	Total Suspended Solids	Electronic Balance	RYG_EN0002	1-Mar-23	1-Mar-24	12
Sea Water	Total Suspended Solids	Hot Air Oven	RYG_EN0010	20-Oct-22	20-Apr-24	18
Sea Water	Total Hardness	Chamber (Cold Room)	RYG_EN0184	25-Jan-23	25-Jul-24	18
Sea Water	Total Coliform Bacteria	Autoclave	BKK_ML0041	4-Oct-23	4-Apr-25	18
Sea Water	Total Coliform Bacteria	Incubator	BKK_ML0010	17-Jul-23	17-Jan-25	18
Sea Water	Total Coliform Bacteria	Hot Air Oven	BKK_ML0013	21-Nov-22	21-May-24	18
Sea Water	Volatile Organic Compound	Gas Chromatography (MSD)	BKK_EN0059	21-Jun-22	21-Dec-23	18
Sea Water	Hexavalent Chromium	Spectrophotometer	BKK_EN0018	15-Sep-23	15-Sep-24	12
Sea Water	Lead	ICP-MS	BKK_EL0026	12-Jun-23	11-Jun-24	12
Sea Water	Lead	Hot Block	BKK_EL0054	22-Sep-23	22-Mar-25	18
Sea Water	Lead	Chamber (Cold Room)	BKK_EN0167	30-Jun-22	30-Dec-23	18

right solutions.
right partner.

รายการเครื่องมือที่ใช้ในการวิเคราะห์ / ทดสอบ

Sample Name	Parameter	Equipment Name	ID No.	Calibrated Date	Next Cal	Freq. Calibrate (Months)
Sea Water	Manganese	ICP-MS	BKK_EL0026	12-Jun-23	11-Jun-24	12
Sea Water	Manganese	Hot Block	BKK_EL0054	22-Sep-23	22-Mar-25	18
Sea Water	Manganese	Chamber (Cold Room)	BKK_EN0167	30-Jun-22	30-Dec-23	18
Sea Water	Copper	ICP-MS	BKK_EL0026	12-Jun-23	11-Jun-24	12
Sea Water	Copper	Hot Block	BKK_EL0054	22-Sep-23	22-Mar-25	18
Sea Water	Copper	Chamber (Cold Room)	BKK_EN0167	30-Jun-22	30-Dec-23	18
Sea Water	Nickel	ICP-MS	BKK_EL0026	12-Jun-23	11-Jun-24	12
Sea Water	Nickel	Hot Block	BKK_EL0054	22-Sep-23	22-Mar-25	18
Sea Water	Nickel	Chamber (Cold Room)	BKK_EN0167	30-Jun-22	30-Dec-23	18
Sea Water	Arsenic	ICP-MS	BKK_EL0026	12-Jun-23	11-Jun-24	12
Sea Water	Arsenic	Hot Block	BKK_EL0054	22-Sep-23	22-Mar-25	18
Sea Water	Arsenic	Chamber (Cold Room)	BKK_EN0167	30-Jun-22	30-Dec-23	18
Sea Water	Cadmium	ICP-MS	BKK_EL0026	12-Jun-23	11-Jun-24	12
Sea Water	Cadmium	Hot Block	BKK_EL0054	22-Sep-23	22-Mar-25	18
Sea Water	Cadmium	Chamber (Cold Room)	BKK_EN0167	30-Jun-22	30-Dec-23	18
Sea Water	Zinc	ICP-MS	BKK_EL0026	12-Jun-23	11-Jun-24	12
Sea Water	Zinc	Hot Block	BKK_EL0054	22-Sep-23	22-Mar-25	18
Sea Water	Zinc	Chamber (Cold Room)	BKK_EN0167	30-Jun-22	30-Dec-23	18
Sea Water	Mercury	DUO-CVAFS / CVAAS	BKK_EL0023	24-May-23	24-May-24	12
Sea Water	Iron	ICP-MS	BKK_EL0026	12-Jun-23	11-Jun-24	12
Sea Water	Iron	Hot Block	BKK_EL0054	22-Sep-23	22-Mar-25	18
Sea Water	Iron	Chamber (Cold Room)	BKK_EN0167	30-Jun-22	30-Dec-23	18
Sea Water	Selenium	ICP-MS	BKK_EL0026	12-Jun-23	11-Jun-24	12
Sea Water	Selenium	Hot Block	BKK_EL0054	22-Sep-23	22-Mar-25	18
Sea Water	Selenium	Chamber (Cold Room)	BKK_EN0167	30-Jun-22	30-Dec-23	18
Sea Water	Petroleum Hydrocarbon	Gas Chromatography (FID)	BKK_EN0103	21-Apr-23	21-Oct-24	18

High Volume Air Sampler Calibration Worksheet

Project Site :	WHA Eastern Industrial Estate Co., Ltd.	**Barometric Pressure (mm Hg) :**	758
Calibrate Location :	สำนักงานนิคมอุตสาหกรรมอีสเทิร์นซีบอร์ด เอสวีโอออก(มาบตาพุด)(A1)	**Temperature (°C) :**	28
Calibrate Date :	1-Nov-23	**High Volume ID :**	RYG_FS0665
CalibrationSheet No.:	**C-011123-RYG_FS0665**	**High Volume Model :**	TE-5009X
Calibrator ID:	RYG_FS0206	**High Volume S/N :**	6264
Calibrator Model :	TE-5028A	**Calibrator Slope :**	0.92345
Calibrator S/N :	1543	**Calibrator Intercept :**	-0.0095

Test No.	Delta H_2O (inch)	Qa (m^3/min)	I : Chart (CFM)	Linear Regression	
1	1.2	0.757	32	Slope :	31.4688
2	1.7	0.899	36	Intercept :	7.7673
3	2.3	1.044	40	Correlation Coefficient :	0.9943
4	2.9	1.172	44		
5	3.3	1.249	48		

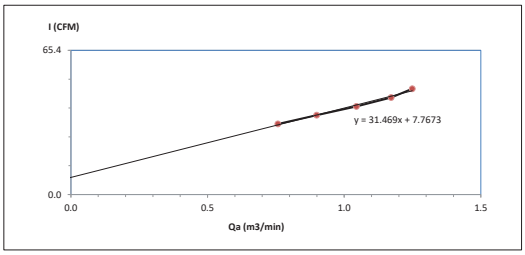

Calibrated by นันทวัฒน์ (Mr. Nantawat Sarin) Field Scientist(1)

Approved by : (Mr. Noppong Juntarupan) Enviro Field Coordinator Scientist (3)

FORM NO.: F 06-074 REVISION NO.: - ISSUE DATE: 14/03/16

High Volume Air Sampler Calibration Worksheet

Project Site :	WHA Eastern Industrial Estate Co., Ltd.	**Barometric Pressure (mm Hg) :**	758
Calibrate Location :	วัดหนองแฟบ (A2)	**Temperature (°C) :**	28
Calibrate Date :	1-Nov-23	**High Volume ID :**	RYG_FS0399
CalibrationSheet No.:	**C-011123-RYG_FS0399**	**High Volume Model :**	TE-5009X
Calibrator ID:	RYG_FS0206	**High Volume S/N :**	5683
Calibrator Model :	TE-5028A	**Calibrator Slope :**	0.92345
Calibrator S/N :	1543	**Calibrator Intercept :**	-0.0095

Test No.	Delta H_2O (inch)	Qa (m^3/min)	I : Chart (CFM)	Linear Regression	
1	1.8	0.925	32	Slope :	27.2363
2	2.4	1.067	36	Intercept :	6.7677
3	3.2	1.230	40	Correlation Coefficient :	0.9993
4	4.0	1.374	44		
5	4.8	1.505	48		

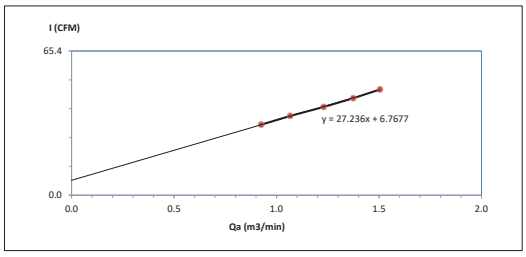

Calibrated by นันทวัฒน์ (Mr. Nantawat Sarin) Field Scientist(1)

Approved by : (Mr. Noppong Juntarupan) Enviro Field Coordinator Scientist (3)

FORM NO.: F 06-074 REVISION NO.: - ISSUE DATE: 14/03/16

High Volume Air Sampler Calibration Worksheet

Project Site :	WHA Eastern Industrial Estate Co., Ltd.	**Barometric Pressure (mm Hg) :**	758
Calibrate Location :	วัดมาบชลูด (A3)	**Temperature (°C) :**	28
Calibrate Date :	1-Nov-23	**High Volume ID :**	RYG_FS0183
CalibrationSheet No.:	**C-011123-RYG_FS0183**	**High Volume Model :**	TE-5009X
Calibrator ID:	RYG_FS0206	**High Volume S/N :**	4791
Calibrator Model :	TE-5028A	**Calibrator Slope :**	0.92345
Calibrator S/N :	1543	**Calibrator Intercept :**	-0.0095

Test No.	Delta H_2O (inch)	Qa (m^3/min)	I : Chart (CFM)	Linear Regression	
1	1.8	0.925	32	Slope :	46.6665
2	2.2	1.022	36	Intercept :	-11.4799
3	2.6	1.110	40	Correlation Coefficient :	0.9989
4	3.0	1.191	44		
5	3.4	1.268	48		

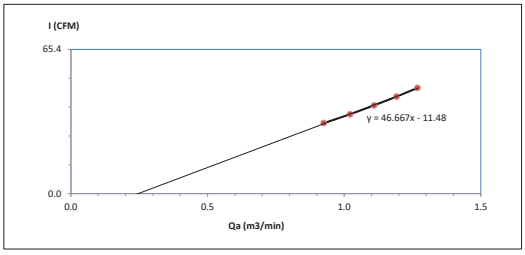

Calibrated by นันทวัฒน์ (Mr. Nantawat Sarin) Field Scientist(1)

Approved by : (Mr. Noppong Juntarupan) Enviro Field Coordinator Scientist (3)

FORM NO.: F 06-074 REVISION NO.: - ISSUE DATE: 14/03/16

RYG_EN0001

Sartorius (Thailand) Co., Ltd.
129 Rama 9 Road, Huaykwang, Huaykwang, Bangkok 10310.
Tel: +66 2643 8351-6 , e-mail: service.thailand@sartorius.com

NSC-TISI-TIS 17025 CALIBRATION 0426

SARTORIUS

REVIEW BY Thanitall.
APPROVED BY D.
NEXT CAL. DATE 01/03/24

Certificate of Calibration

Model Number :	LA130S-F	Certificate No. :	23BCI0110
Description :	Analytical Balance	Issued Date :	Friday, March 03, 2023
Serial Number :	25409664	Reference No. :	204833
ID No. :	RYG_EN0001		
Manufacturer :	Sartorius	Page No. :	1 0f 2

Customer Name : ALS Laboratory Group (Thailand) Co.,Ltd. (Rayong Branch)
616/10 Moo 5 T.Maenam Khu, A.Pluak Daeng, Rayong 21140, Thailand.

Calibrated Place : ALS Laboratory Group (Thailand) Co., Ltd.(Balance Room)
616/10 Moo 5 T.Maenam Khu, A.Pluak Daeng, Rayong 21140, Thailand.

Calibrated By : Mr.Chonchai Inthana
Calibration Date : Wednesday, March 01, 2023

Calibration Procedure No. : This calibration was conducted by Using in-house calibration procedure number (WI-003) Based on UKAS LAB 14 : 2019

Metrological data :
Capacity : 150 g Readability : 0.0001 g

Ambients Conditions:
Temperature : 24.2 °C ± 5.0 °C
Humidity : 60.0 % RH ± 10.0 % RH
Pressure - ± -

Reasons for calibration
☐ New Installation ☐ Service / Repaired ☑ Re-calibration/ Maintenance

Equipment Condition: ☑ Good Operate ☐ Fair

Measurement Method UKAS Publication Ref :Lab 14

The measurement uncertainty stated is the expended uncertainty which is obtained from the standard uncertainty multiplied by the coverage factor (k=2) to provide a level of confidence of approximately 95%. It is determined in accordance with the Guide to Expression of Uncertainty in Measurement (GUM). The calibration certificate documents the traceability to National Standards, which realise the unit of measurement according to the International Standard System of Units (SI). Report of Tolerance came form list of Sartorius Metrological Specifications.

Traceability:

Model Number	Description	Traceability	Cetificate No.	Due Date
YCS011-522-00	Sartorius weight set 1mg - 5000g E2,YCS011-522-00	SPC-RT	C02212565	14-Sep-2023
MHB-382SD	Humidity/Barometer/Temp Lutron MHB-382SD	DKSH	C19220444	5-Sep-2023

This certificate relate and apply this equipment only.
This certificate may not be reproduced other than in full except with the prior written approval of the Verification Operation Division Sartorius (Thailand) Co., Ltd.

Mr.chonchai Inthana(Technical Manager)

STAMP SARTORIUS ISO/IEC 17025 2017

SOP FM 33 03 February 2022

Sartorius (Thailand) Co., Ltd.
129 Rama 9 Road, Huaykwang, Huaykwang, Bangkok 10310
Tel: +66 2643 8361-6 Fax: +66 2643-8367, e-mail: service.thailand@sartorius.com

SARTORIUS

Certificate of Calibration

Model Number :	LA130S-F	Certificate No. :	23BCI0110
Description :	Analytical Balance	Issued Date :	Friday, March 03, 2023
Serial Number :	25409664	Reference No. :	204833
ID No. :	RYG_EN0001		
Manufacturer :	Sartorius	Page No. :	2 of 2

Calibration Results : Without Adjustment

Repeatability

The reproducibility is the ability of a weighing instrument to display nearly identical readouts under constant test conditions when the same load within a measurement series is placed repeatedly on the weighing pan in the same manner. The standard deviation is used to express reproducibility quantitatively.

Nominal Value : (Low Load) 10 g	10.0000	100.0001
	10.0000	100.0002
Tolerance 0.0001 g	10.0001	100.0001
	10.0000	100.0000
	9.9999	100.0002
Nominal Value : (High Load) 100 g	10.0000	100.0001
	10.0001	100.0001
Tolerance 0.0001 g	10.0000	100.0001
	9.9999	100.0002
	9.9998	100.0001
Standard Deviation	0.00009	0.00006

Eccentricity (Off-center loading error)

The off-center loading error is yielded by the difference between the readout of the load, i.e. 1/3 or 1/4 of maximim capacity, placed in the middle of the weighing pan and between each of four additional measurement points (positions defined according to OIML R76).

Nominal value : 50 g
Tolerance 0.0004 g

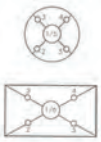

	Difference
1	–
2	0.0000
3	-0.0001
4	0.0001
5	0.0000
6	-

Linearity

The linearity, also called linearity error. Describes the deviation of the characteristic curve of a weighing instrument from the linear slope.

Tolerance 0.0002 g

Nominal Value (g)	Conventional Mass Value (g)	Displayed Value (g)	Deviation (g)	Uncertainty (g)
0.01	0.0100	0.0100	0.0000	0.00022
0.05	0.0500	0.0500	0.0000	0.00023
0.1	0.1000	0.1000	0.0000	0.00023
0.5	0.5000	0.5000	0.0000	0.00023
1	1.0000	1.0000	0.0000	0.00023
2	2.0000	2.0000	0.0000	0.00023
5	5.0000	5.0000	0.0000	0.00022
10	10.0000	10.0001	0.0001	0.00024
20	20.0000	20.0001	0.0001	0.00023
100	100.0000	100.0002	0.0002	0.00026

End of Report

SOP FM 33 03 February 2022

High Volume Air Sampler Calibration Worksheet

Project Site :	WHA Eastern Industrial Estate Co., Ltd.	**Barometric Pressure (mm Hg) :**	758
Calibrate Location :	สำนักงานนิคมอุตสาหกรรมตับบลิวเอช เอตะวันออก(มาบตาพุด)(A1)	**Temperature (°C) :**	28
Calibrate Date :	1-Nov-23	**High Volume ID :**	RYG_FS0394
CalibrationSheet No.:	**C-011123-RYG_FS0394**	**High Volume Model :**	TE-5170D
Calibrator ID:	RYG_FS0206	**High Volume S/N :**	5690
Calibrator Model :	TE-5028A	**Calibrator Slope :**	1.47433
Calibrator S/N :	1543	**Calibrator Intercept :**	-0.01503

Test No.	Delta H_2O (inch)	Q_{std} (m^3/min)	I : Chart (CFM)	Linear Regression
1	2.6	1.1018	40	Slope : 27.2103
2	3.2	1.2207	44	Intercept : 10.3267
3	4.6	1.4606	50	Correlation Coefficient : 0.9993
4	5.6	1.6100	54	
5	7.2	1.8235	60	

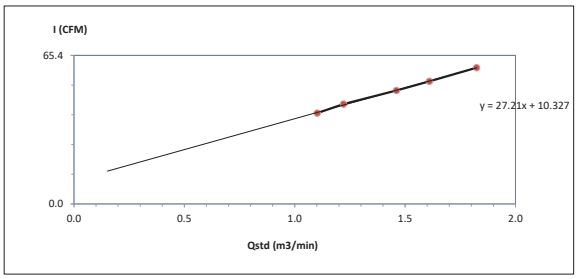

Calibrated by นันทวัฒน์
(Mr. Nantawat Sarin)
Field Scientist(1)

Approved by :
(Mr. Noppong Juntarupan)
Enviro Field Coordinator Scientist (3)

FORM NO.: F 06-073 REVISION NO.: - ISSUE DATE: 14/03/16

High Volume Air Sampler Calibration Worksheet

Project Site :	WHA Eastern Industrial Estate Co., Ltd.	**Barometric Pressure (mm Hg) :**	758
Calibrate Location :	วัดหนองแฟบ (A2)	**Temperature (°C) :**	28
Calibrate Date :	1-Nov-23	**High Volume ID :**	RYG_FS0182
CalibrationSheet No.:	**C-011123-RYG_FS0182**	**High Volume Model :**	TE-5170D
Calibrator ID:	RYG_FS0206	**High Volume S/N :**	5335
Calibrator Model :	TE-5028A	**Calibrator Slope :**	1.47433
Calibrator S/N :	1543	**Calibrator Intercept :**	-0.01503

Test No.	Delta H_2O (inch)	Q_{std} (m^3/min)	I : Chart (CFM)	Linear Regression
1	2.8	1.1428	40	Slope : 29.1025
2	3.4	1.2578	44	Intercept : 7.1409
3	4.6	1.4606	50	Correlation Coefficient : 0.9992
4	5.6	1.6100	54	
5	7.2	1.8235	60	

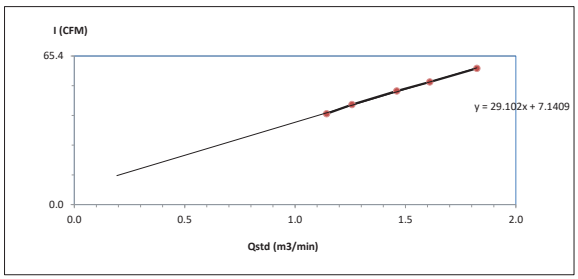

Calibrated by นันทวัฒน์
(Mr. Nantawat Sarin)
Field Scientist(1)

Approved by :
(Mr. Noppong Juntarupan)
Enviro Field Coordinator Scientist (3)

FORM NO.: F 06-073 REVISION NO.: - ISSUE DATE: 14/03/16

High Volume Air Sampler Calibration Worksheet

Project Site :	WHA Eastern Industrial Estate Co., Ltd.	**Barometric Pressure (mm Hg) :**	758
Calibrate Location :	วัดมาบชลูด (A3)	**Temperature (°C) :**	28
Calibrate Date :	1-Nov-23	**High Volume ID :**	RYG_FS0396
CalibrationSheet No.:	**C-011123-RYG_FS0396**	**High Volume Model :**	TE-5170D
Calibrator ID:	RYG_FS0206	**High Volume S/N :**	5688
Calibrator Model :	TE-5028A	**Calibrator Slope :**	1.47433
Calibrator S/N :	1543	**Calibrator Intercept :**	-0.01503

Test No.	Delta H_2O (inch)	Q_{std} (m^3/min)	I : Chart (CFM)	Linear Regression
1	2.8	1.1428	40	Slope : 30.4402
2	3.4	1.2578	44	Intercept : 5.7117
3	4.4	1.4288	50	Correlation Coefficient : 0.9978
4	5.4	1.5812	54	
5	7.0	1.7982	60	

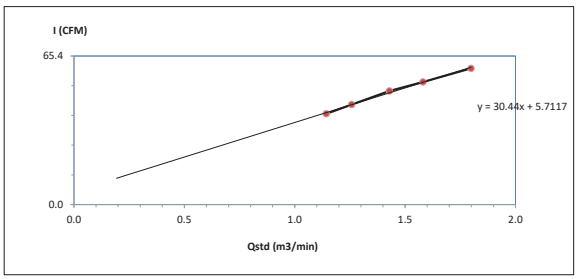

Calibrated by นันทวัฒน์
(Mr. Nantawat Sarin)
Field Scientist(1)

Approved by :
(Mr. Noppong Juntarupan)
Enviro Field Coordinator Scientist (3)

FORM NO.: F 06-073 REVISION NO.: - ISSUE DATE: 14/03/16

MULTIPOINT CALIBRATION REPORT

Calibration Date	2-Jul-23	Equipment Name	SO2 Analyzer
Manufacturer	HORIBA	Model	APSA-370
Serial No.	R0HWYDVW	Equipment ID	RYG_FS0456
Calibrator Manufacturer	Teledyne API	Model	700
Serial No.	947		
Std. Gas Concentration (PPM)	56.3	Cylinder No.	GN0027222
Cylinder Pressure (psi)	1800	Certified By	Airgas Inc.
Certified Date	9-Feb-22	Expired Date	9-Feb-30

Point	CALIBRATION RESULTS			
	Ideal	Autual	Error	%Error
ZERO	0.00	0.10	0.10	0.10
1	100.00	99.70	-0.30	-0.30
2	200.00	199.50	-0.50	-0.25
3	300.00	298.30	-1.70	-0.57
4	400.00	398.10	-1.90	-0.47
AVERAGE (%)				-0.30

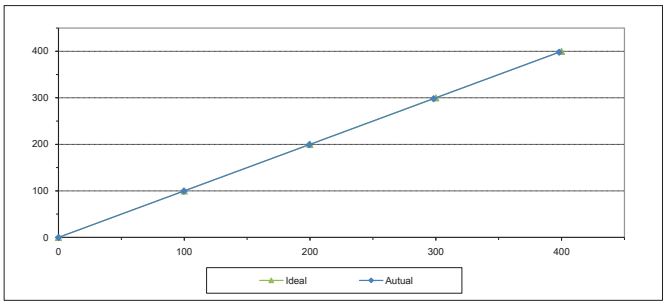

Calibrated By

(Mr.Jirawut Sakarn)
Field Environmental Scientist (3)

Approved By

(Mr.Sarayuth Jittranont)
Assistant General Manager

ALS Laboratory Group

FORM NO.: F 06-056 REVISION NO.: - ISSUE DATE: 02/04/12

MULTIPOINT CALIBRATION REPORT

Calibration Date	2-Jul-23	Equipment Name	SO2 Analyzer
Manufacturer	HORIBA	Model	APSA-370
Serial No.	8HC0DGJF	Equipment ID	RYG_FS0260
Calibrator Manufacturer	Teledyne API	Model	700
Serial No.	947		
Std. Gas Concentration (PPM)	56.3	Cylinder No.	GN0027222
Cylinder Pressure (psi)	1800	Certified By	Airgas Inc.
Certified Date	9-Feb-22	Expired Date	9-Feb-30

Point	CALIBRATION RESULTS			
	Ideal	Autual	Error	%Error
ZERO	0.00	0.10	0.10	0.10
1	100.00	99.10	-0.90	-0.90
2	200.00	198.00	-2.00	-1.00
3	300.00	299.00	-1.00	-0.33
4	400.00	398.50	-1.50	-0.38
AVERAGE (%)				-0.50

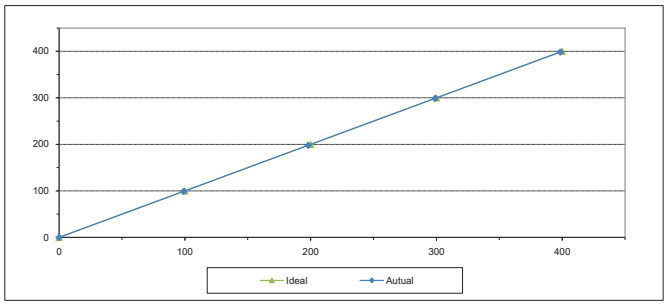

Calibrated By

(Mr.Jirawut Sakarn)
Field Environmental Scientist (3)

Approved By

(Mr.Sarayuth Jittranont)
Assistant General Manager

ALS Laboratory Group

FORM NO.: F 06-056 REVISION NO.: - ISSUE DATE: 02/04/12

MULTIPOINT CALIBRATION REPORT

Calibration Date	2-Jul-23	Equipment Name	SO2 Analyzer
Manufacturer	Teledyne API	Model	T100
Serial No.	1773	Equipment ID	RYG_FS0251
Calibrator Manufacturer	Teledyne API	Model	700
Serial No.	947		
Std. Gas Concentration (PPM)	56.3	Cylinder No.	GN0027222
Cylinder Pressure (psi)	1800	Certified By	Airgas Inc.
Certified Date	9-Feb-22	Expired Date	9-Feb-30

Point	CALIBRATION RESULTS			
	Ideal	Autual	Error	%Error
ZERO	0.00	0.10	0.10	0.10
1	100.00	99.60	-0.40	-0.40
2	200.00	201.80	1.80	0.90
3	300.00	297.20	-2.80	-0.93
4	400.00	396.00	-4.00	-1.00
AVERAGE (%)				-0.27

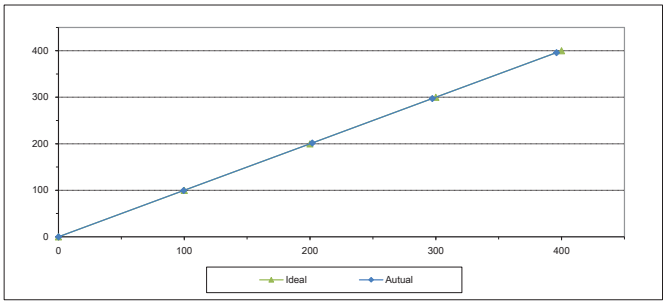

Calibrated By

(Mr.Jirawut Sakarn)
Field Environmental Scientist (3)

Approved By

(Mr.Sarayuth Jittranont)
Assistant General Manager

ALS Laboratory Group

FORM NO.: F 06-056 REVISION NO.: - ISSUE DATE: 02/04/12

MULTIPOINT CALIBRATION REPORT

Calibration Date	1-Jul-23	Equipment Name	NOx Analyzer
Manufacturer	HORIBA	Model	APNA-370
Serial No.	T2T8YRLL	Equipment ID	RYG_FS0457
Calibrator Manufacturer	Teledyne API	Model	700
Serial No.	947		
Std. Gas Concentration (PPM)	55.88	Cylinder No.	GN0027222
Cylinder Pressure (psi)	1800	Certified By	Airgas Inc.
Certified Date	9-Feb-22	Expired Date	9-Feb-30

Point	CALIBRATION RESULTS						
	Ideal	Actual NO	Error NO	%Error NO	Actual NOx	Error NOx	%Error NOx
ZERO	0.00	0.10	0.10	0.10	0.10	0.10	0.10
1	100.00	98.30	-1.70	-1.70	100.20	0.20	0.20
2	200.00	198.40	-1.60	-0.80	199.60	-0.40	-0.20
3	300.00	297.10	-2.90	-0.97	298.50	-1.50	-0.50
4	400.00	398.60	-1.40	-0.35	400.70	0.70	0.17
AVERAGE (%)				-0.74			-0.05

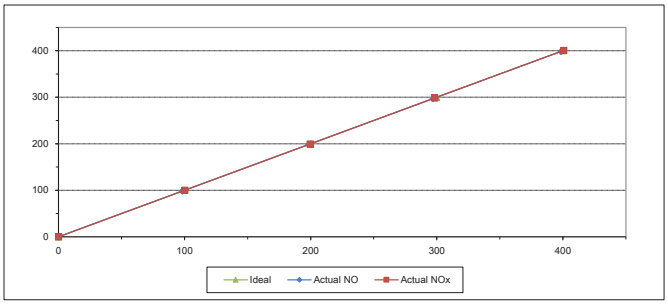

Calibrated By

(Mr.Jirawut Sakarn)
Field Environmental Scientist (3)

Approved By

(Mr.Sarayuth Jittranont)
Assistant General Manager

ALS Laboratory Group

FORM NO.: F 06-056 REVISION NO.: - ISSUE DATE: 02/04/12

MULTIPOINT CALIBRATION REPORT

Calibration Date	1-Jul-23	Equipment Name	NOx Analyzer
Manufacturer	HORIBA	Model	APNA-370
Serial No.	SEEAW53E	Equipment ID	RYG_FS0261
Calibrator Manufacturer	Teledyne API	Model	700
Serial No.	947		
Std. Gas Concentration (PPM)	55.88	Cylinder No.	GN0027222
Cylinder Pressure (psi)	1800	Certified By	Airgas Inc.
Certified Date	9-Feb-22	Expired Date	9-Feb-30

Point	CALIBRATION RESULTS						
	Ideal	Actual NO	Error NO	%Error NO	Actual NOx	Error NOx	%Error NOx
ZERO	0.00	0.10	0.10	0.10	0.10	0.10	0.10
1	100.00	98.70	-1.30	-1.30	100.40	0.40	0.40
2	200.00	197.80	-2.20	-1.10	201.50	1.50	0.75
3	300.00	298.10	-1.90	-0.63	302.20	2.20	0.73
4	400.00	398.50	-1.50	-0.38	401.40	1.40	0.35
AVERAGE (%)				-0.66			0.47

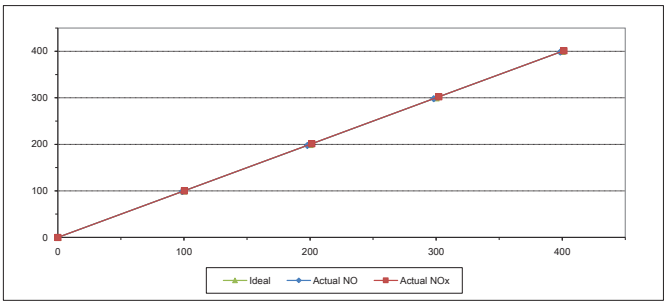

Calibrated By

(Mr.Jirawut Sakarn)
Field Environmental Scientist (3)

Approved By

(Mr.Sarayuth Jittranont)
Assistant General Manager

ALS Laboratory Group

FORM NO.: F 06-056 REVISION NO.: - ISSUE DATE: 02/04/12

MULTIPOINT CALIBRATION REPORT

Calibration Date	1-Jul-23	Equipment Name	NOx Analyzer
Manufacturer	Teledyne API	Model	T200
Serial No.	2198	Equipment ID	RYG_FS0252
Calibrator Manufacturer	Teledyne API	Model	700
Serial No.	947		
Std. Gas Concentration (PPM)	55.88	Cylinder No.	GN0027222
Cylinder Pressure (psi)	1800	Certified By	Airgas Inc.
Certified Date	9-Feb-22	Expired Date	9-Feb-30

Point	CALIBRATION RESULTS						
	Ideal	Actual NO	Error NO	%Error NO	Actual NOx	Error NOx	%Error NOx
ZERO	0.00	0.10	0.10	0.10	0.10	0.10	0.10
1	100.00	98.80	-1.20	-1.20	101.00	1.00	1.00
2	200.00	198.00	-2.00	-1.00	201.30	1.30	0.65
3	300.00	298.10	-1.90	-0.63	302.30	2.30	0.77
4	400.00	398.20	-1.80	-0.45	398.80	-1.20	-0.30
AVERAGE (%)				-0.64			0.44

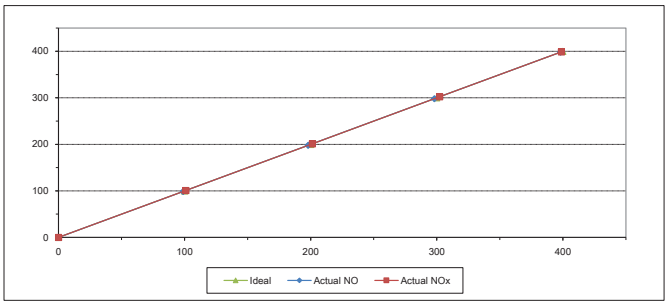

Calibrated By

(Mr.Jirawut Sakarn)
Field Environmental Scientist (3)

Approved By

(Mr.Sarayuth Jittranont)
Assistant General Manager

ALS Laboratory Group

FORM NO.: F 06-056 REVISION NO.: - ISSUE DATE: 02/04/12

© 2021 by Agilent Technologies

Agilent CrossLab Compliance Services

Certificate of System Qualification

GC-OQ + GCMS-OQ

System ID: RYG_EN0136
Organization Name: ALS Laboratory Group (Thailand) Co Ltd.
Organization Location: 516/10 Moo 5, Tambol Mae Nam Koo, A.Pluakdaeng, Rayong,21140, Thailand

Date: July 7, 2022 11:27:53 AM
EQP Name: AgilentRecommended , AgilentRecommended
EQP Revision: GC.02.52, GCMS.02.52
Overall Qualification Status: Pass

REVIEW BY N. Bamrit
APPROVED BY
NEXT CAL. DATE 07/07/24

CDS Logon Verification - GC

Logon: dej.changchon

Overall CDS Logon Verification - GC Test Status

Pass

System Inspection and Basic Safety and Operation

Name: 7890
Setpoint Status: Pass

Overall System Inspection and Basic Safety and Operation Test Status

Pass

Inlet Pressure Accuracy

Name: 7890
Front SSL
Setpoint Status: Pass

	Setpoint		Actual	
Inlet Pressure:	25.0	psi	25.1	psi

Accuracy: 0.1 psi
Agilent Recommended: <= 1.2

Date: July 7, 2022 11:27:53 AM
System ID: RYG_EN0136

© 2021 by Agilent Technologies

Agilent CrossLab Compliance Services

Overall Inlet Pressure Accuracy Test Status

Pass

GC Oven Temperature Accuracy

Name: 7890
Setpoint Status: Pass
Zone: Oven

	Setpoint/Actual				
Temperature:	230.0	230.6	°C		
Accuracy:		0.6	°C		
Agilent Recommended:	>= -1.0	% setpoint in K	(-5.0 °C)		
	<= 1.0	% setpoint in K	(5.0 °C)		

Setpoint Status: Pass
Zone: Oven

	Setpoint/Actual				
Temperature:	100.0	99.9	°C		
Accuracy:		-0.1	°C		
Agilent Recommended:	>= -1.0	% setpoint in K	(-3.7 °C)		
	<= 1.0	% setpoint in K	(3.7 °C)		

Overall GC Oven Temperature Accuracy Test Status

Pass

GC Oven Temperature Stability

Name: 7890
Setpoint Status: Pass

	Setpoint/Average		
Temperature:	100.0	99.91667	°C
Stability:		0.1	°C
Agilent Recommended:	<= 0.5		

Overall GC Oven Temperature Stability Test Status

Pass

Date: July 7, 2022 11:27:53 AM
System ID: RYG_EN0136

Log Amp

Tested Combination1	Front	SSL	/ External	SQ
Name:	5977B			
Setpoint Status:	**Pass**			

Overall Log Amp Test Status

Pass

RFPA

Tested Combination1	Front	SSL	/ External	SQ
Name:	5977B			
Setpoint Status:	**Pass**			

Amu:	1050 m/z	Drift After Five Minutes:		RFPA Voltage:	
		-1 mV		479 mV	
Agilent Recommended:		>= -100 and <= 100		<= 1100	

Overall RFPA Test Status

Pass

Tune EI

Tested Combination1	Front	SSL	/ External	SQ
Name:	5977B			
Setpoint Status:	**Pass**			
Filament:	1			
Setpoint Status:	**Pass**			
Filament:	2			

Overall Tune EI Test Status

Pass

Signal to Noise EI

Tested Combination1	Front	SSL	/ External	SQ
Name:	5977B			

Source:	EI - Extractor	Filament:	1
Setpoint Status:	**Pass**		
Signal to Noise:	7485		
Agilent Recommended:	>= 1200		

Source:	EI - Extractor	Filament:	2
Setpoint Status:	**Pass**		
Signal to Noise:	2097		
Agilent Recommended:	>= 1200		

This test's 2 comment(s) and 7 deviation(s) are available in the Attachments section.

Overall Signal to Noise EI Test Status

Pass

Instrument Details

Purpose

This section describes the as found system configuration.

Details

System	
System ID	RYG_EN0136
Manufacturer	Agilent Technologies
Name	7890
Flow Data Input	Manual Data
Temperature Data Input	Manual Data or Other Data Logging
Tested Combination1	
Injection Technique	Manual Injection
Inlet	Front
Detector	External
LTM Included?	No
Sampler 1	
Manufacturer	Agilent Technologies
Type	Manual Injection
Usage	Sample Injection
Syringe Volume (µL)	10
Mainframe 1	
Manufacturer	Agilent Technologies
Name	7890
Model Number	G3442B
Serial Number	CN16463238
Firmware Revision	B.02.04.3
Component ID/Asset No.	081117000236
Oven Type	Standard

Inlet 1	
Manufacturer	Agilent Technologies
Name	7890
Type	SSL
Location	Front
Carrier Gas	Helium
Control Type	Electronic Pressure Control (EPC)
Purged Inlet	Yes
Detector 1	
Manufacturer	Agilent Technologies
Name	Mass Spectrometer
Type	Mass Spectrometer
Location	External
Mass Spectrometer 1	
Manufacturer	Agilent Technologies
Type	SQ
Name	5977B
Serial Number	US1701M008
Firmware Revision	5977 6.00.34
High Vacuum System	Turbo Pump
Scouting Run Standard	OFN Std
Component ID/Asset No.	081117000236
MS EI Source 1	
Manufacturer	Agilent Technologies
Source Type	EI - Extractor
Number of filaments	2

Electronic Signature

Purpose

This signature page was created and published because the ACE sign-off action was executed, which is valid for the entire document, including attachments. The ACE sign-off is an electronic signature that requires two distinct identification components: unique username and personal password. The Agilent representative who has delivered this service understands the meaning and legal status of an electronic signature. As a trained official operator, the Agilent representative has a unique password and logon to access ACE and electronically sign this document. (Other e-signatures can be applied to this document using a Document Content Management or other suitable method defined in your data access and control procedures.)

Details

Full Name of Signer:	Eaknarin Puangsopa
Logged On User Name:	eaknarin_puangsopa@agilent.com
Signature Creation Date:	July 7, 2022
Reason for Signature:	Executed protocol and published this original version of document

Regulatory Disclaimer

This document provides a protocol to verify and record instrument configuration and evidence of proper operation. It has been prepared from our interpretation of applicable regulations as well as industry best practices. The document is designed to provide an important component of a complete compliance package. Validation depends upon many factors and use of this protocol alone does not assure compliance. Agilent Technologies makes no promises or representations as to its sufficiency for any specific regulatory program.

Warranty

Agilent Technologies makes no warranty of any kind to this material, including but not limited to, the implied warranties or merchantability and fitness for a particular purpose. Agilent Technologies shall not be liable for errors contained herein or for incidental or consequential damages in connection with the furnishing, performance, or use of this material.

User Name: eaknarin_puangsopa
Hostname: ASRYGW7002

System Id: RYG_EN0136
Print Date: July 7, 2022 11:27:56 AM

ALS_RYG_EN0136 Transaction log :

Time	Transaction State	Activity Performed	Type of Transaction	Optional Information
July 6, 2022 1:11:54 PM	Audit	SessionCreated	Session	None
July 6, 2022 1:11:54 PM	Start	Configuration	Session	None
July 6, 2022 1:11:54 PM	Audit	Entitlement	Licensing	User is Nonprinting and does not require an unlock code
July 6, 2022 1:17:19 PM	Audit	SopLoaded	Session	EQP details for primary technique (Gc) - File path: [ProtocolPacks/GcConfigurations/02.52/Gc/02.52.eqp], EQP File Name: [Gc/02.52.eqp], EQP Name: [Agilent(Recommended)] EQP details for hyphenated technique (GcMs) - File path: [ProtocolPacks/GcMs/Configurations/02.52/GcMs/02.52.eqp], EQP File Name: [GcMs/02.52.eqp], EQP Name: [Agilent(Recommended)]
July 6, 2022 1:17:25 PM	End	Configuration	Session	None
July 6, 2022 1:17:29 PM	Start	Qualification	Session	OQ
July 6, 2022 1:17:30 PM	Start	Execution	CDS Logon Verification - GC : - Qualitative test	None
July 6, 2022 1:19:43 PM	End	Execution	CDS Logon Verification - GC : - Qualitative test	Run Count : 1
July 6, 2022 1:19:48 PM	Start	Execution	System Inspection and Basic Safety and Operation - 7890 : - Qualitative Test - No setpoints associated	None

Page 1 / 10

User Name: eaknarin_puangsopa
Hostname: ASRYGW7002

System Id: RYG_EN0136
Print Date: July 7, 2022 11:27:58 AM

ALS_RYG_EN0136 Transaction log :

Time	Transaction State	Activity Performed	Type of Transaction	Optional Information
July 6, 2022 1:19:59 PM	End	Execution	System Inspection and Basic Safety and Operation - 7890 : - Qualitative Test - No setpoints associated	Run Count : 1
July 6, 2022 1:20:15 PM	Start	Execution	Inlet Pressure Accuracy - Front SSL : - Pressure Controlled Inlet - S: 25.0 psi - L: <= 1.2 psi	None
July 6, 2022 1:21:43 PM	End	Execution	Inlet Pressure Accuracy - Front SSL : - Pressure Controlled Inlet - S: 25.0 psi - L: <= 1.2 psi	Run Count : 1
July 6, 2022 1:21:45 PM	Start	Execution	GC Oven Temperature Accuracy - 7890 : - Temperature : Oven - S: 250.0°C - L: >= -1.0 AND <= 1.0 % setpoint in K	None
July 6, 2022 1:23:12 PM	Audit	Data	GC Oven Temperature Accuracy - 7890 : - Temperature : Oven - S: 250.0°C - L: >= -1.0 AND <= 1.0 % setpoint in K	Manual Data Entry
July 6, 2022 1:23:15 PM	End	Execution	GC Oven Temperature Accuracy - 7890 : - Temperature : Oven - S: 250.0°C - L: >= -1.0 AND <= 1.0 % setpoint in K	Run Count : 1
July 6, 2022 1:23:17 PM	Start	Execution	GC Oven Temperature Accuracy - 7890 : - Temperature : Oven - S: 100.0°C - L: >= -1.0 AND <= 1.0 % setpoint in K	None
July 6, 2022 1:26:32 PM	Start	Execution	GC Oven Temperature Accuracy - 7890 : - Temperature : Oven - S: 100.0°C - L: >= -1.0 AND <= 1.0 % setpoint in K	None
July 6, 2022 1:53:42 PM	Audit	Data	GC Oven Temperature Accuracy - 7890 : - Temperature : Oven - S: 100.0°C - L: >= -1.0 AND <= 1.0 % setpoint in K	Manual Data Entry

Page 2 / 10

User Name: eaknarin_puangsopa
Hostname: ASRYGW7002

System Id: RYG_EN0136
Print Date: July 7, 2022 11:27:59 AM

ALS_RYG_EN0136 Transaction log :

Time	Transaction State	Activity Performed	Type of Transaction	Optional Information
July 6, 2022 1:33:43 PM	End	Execution	GC Oven Temperature Accuracy - 7890 : - Temperature : Oven - S: 100.0°C - L: >= -1.0 AND <= 1.0 % setpoint in K	Run Count : 1
July 6, 2022 1:33:45 PM	Start	Execution	GC Oven Temperature Stability - 7890 : - Temperature : Oven - S: 100.0°C - L: <= 0.5°C	None
July 6, 2022 1:53:05 PM	Audit	Data	GC Oven Temperature Stability - 7890 : - Temperature : Oven - S: 100.0°C - L: <= 0.5°C	Manual Data Entry
July 6, 2022 1:53:07 PM	End	Execution	GC Oven Temperature Stability - 7890 : - Temperature : Oven - S: 100.0°C - L: <= 0.5°C	Run Count : 1
July 6, 2022 1:53:11 PM	Start	Execution	Log Amp - 5977B SQ : - Source: EI - Extractor	None
July 6, 2022 1:57:10 PM	End	Execution	Log Amp - 5977B SQ : - Source: EI - Extractor	Run Count : 1
July 6, 2022 1:57:24 PM	Start	Execution	RFPA - 5977B SQ : - Source: EI - Extractor	None
July 6, 2022 2:09:24 PM	End	Execution	RFPA - 5977B SQ : - Source: EI - Extractor	Run Count : 1
July 6, 2022 2:09:28 PM	Start	Execution	Tune EI - 5977B SQ : - Source: - EI - Extractor Filament 1 (Qualitative - No setpoints associated)	None
July 6, 2022 2:24:46 PM	End	Qualification	Session	OQ
July 6, 2022 2:24:46 PM	Start	Reporting	Session	None
July 6, 2022 2:41:39 PM	End	Reporting	Session	None
July 6, 2022 2:41:39 PM	Start	Configuration	Session	None
July 6, 2022 2:41:40 PM	End	Configuration	Session	None

Page 3 / 10

User Name: eaknarin_puangsopa
Hostname: ASRYGW7002

System Id: RYG_EN0136
Print Date: July 7, 2022 11:27:56 AM

ALS_RYG_EN0136 Transaction log :

Time	Transaction State	Activity Performed	Type of Transaction	Optional Information
July 6, 2022 2:41:49 PM	Start	Qualification	Session	OQ
July 6, 2022 2:41:49 PM	Start	Execution	Tune EI - 5977B SQ: - Source: - EI - Extractor Filament 1 (Qualitative - No setpoints associated)	None
July 6, 2022 2:41:56 PM	End	Execution	Tune EI - 5977B SQ: - Source: - EI - Extractor Filament 1 (Qualitative - No setpoints associated)	Run Count : 1
July 6, 2022 2:41:58 PM	Start	Execution	Tune EI - 5977B SQ: - Source: - EI - Extractor Filament 2 (Qualitative - No setpoints associated)	None
July 6, 2022 2:42:48 PM	End	Qualification	Session	OQ
July 6, 2022 2:42:48 PM	Start	Reporting	Session	None
July 6, 2022 2:50:52 PM	End	Reporting	Session	None
July 6, 2022 2:50:52 PM	Start	Qualification	Session	OQ
July 6, 2022 2:50:52 PM	Start	Execution	Tune EI - 5977B SQ: - Source: - EI - Extractor Filament 2 (Qualitative - No setpoints associated)	None
July 6, 2022 2:51:12 PM	End	Qualification	Session	OQ
July 6, 2022 2:51:12 PM	Start	Reporting	Session	None
July 6, 2022 2:55:29 PM	End	Reporting	Session	None
July 6, 2022 2:55:29 PM	Start	Qualification	Session	OQ
July 6, 2022 2:55:29 PM	Start	Execution	Tune EI - 5977B SQ: - Source: - EI - Extractor Filament 2 (Qualitative - No setpoints associated)	None

User Name: eaknarin_puangsopa
Hostname: ASRYGW7002

System Id: RYG_EN0136
Print Date: July 7, 2022 11:27:56 AM

ALS_RYG_EN0136 Transaction log :

Time	Transaction State	Activity Performed	Type of Transaction	Optional Information
July 6, 2022 2:55:40 PM	End	Execution	Tune EI - 5977B SQ: - Source: - EI - Extractor Filament 2 (Qualitative - No setpoints associated)	Run Count : 1
July 6, 2022 2:55:45 PM	Start	Execution	Signal to Noise EI - Liquid Injection, Front SSL, SQ: - Source: EI - Extractor using Filament 1 - L: >= 1200	None
July 6, 2022 3:21:52 PM	End	Qualification	Session	OQ
July 6, 2022 3:21:52 PM	Start	Reporting	Session	None
July 6, 2022 3:25:04 PM	End	Reporting	Session	None
July 6, 2022 3:25:04 PM	Start	Qualification	Session	OQ
July 6, 2022 3:25:04 PM	Start	Execution	Signal to Noise EI - Liquid Injection, Front SSL, SQ: - Source: EI - Extractor using Filament 1 - L: >= 1200	None
July 6, 2022 4:06:40 PM	Audit	AceClosed	Session	None
July 7, 2022 9:13:47 AM	Audit	AceRestarted	Session	None
July 7, 2022 9:13:49 AM	Audit	SessionReloaded	Session	None
July 7, 2022 9:13:54 AM	Start	Qualification	Session	OQ
July 7, 2022 9:13:54 AM	Start	Execution	Signal to Noise EI - Liquid Injection, Front SSL, SQ: - Source: EI - Extractor using Filament 1 - L: >= 1200	None
July 7, 2022 9:58:06 AM	Audit	Data	Signal to Noise EI - Liquid Injection, Front SSL, SQ: - Source: EI - Extractor using Filament 1 - L: >= 1200	Data files Path : D:\OQ2022\OFN_SN_F01.D

User Name: eaknarin_puangsopa
Hostname: ASRYGW7002

System Id: RYG_EN0136
Print Date: July 7, 2022 11:27:56 AM

ALS_RYG_EN0136 Transaction log :

Time	Transaction State	Activity Performed	Type of Transaction	Optional Information
July 7, 2022 9:59:53 AM	End	Execution	Signal to Noise EI - Liquid Injection, Front SSL, SQ: - Source: EI - Extractor using Filament 1 - L: >= 1200	Run Count : 1
July 7, 2022 10:01:46 AM	Audit	TestUnlocked	Signal to Noise EI - Liquid Injection, Front SSL, SQ: - Source: EI - Extractor using Filament 1 - L: >= 1200	Deviation filed for Run Count : 1
July 7, 2022 10:01:46 AM	Start	Execution	Signal to Noise EI - Liquid Injection, Front SSL, SQ: - Source: EI - Extractor using Filament 1 - L: >= 1200	None
July 7, 2022 10:02:00 AM	Audit	Data	Signal to Noise EI - Liquid Injection, Front SSL, SQ: - Source: EI - Extractor using Filament 1 - L: >= 1200	Data files Path : D:\OQ2022\OFN_SN_F01.D
July 7, 2022 10:04:55 AM	End	Execution	Signal to Noise EI - Liquid Injection, Front SSL, SQ: - Source: EI - Extractor using Filament 1 - L: >= 1200	Run Count : 2
July 7, 2022 10:07:30 AM	Audit	TestUnlocked	Signal to Noise EI - Liquid Injection, Front SSL, SQ: - Source: EI - Extractor using Filament 1 - L: >= 1200	Deviation filed for Run Count : 2
July 7, 2022 10:07:30 AM	Start	Execution	Signal to Noise EI - Liquid Injection, Front SSL, SQ: - Source: EI - Extractor using Filament 1 - L: >= 1200	None
July 7, 2022 10:07:44 AM	Audit	Data	Signal to Noise EI - Liquid Injection, Front SSL, SQ: - Source: EI - Extractor using Filament 1 - L: >= 1200	Data files Path : D:\OQ2022\OFN_SN_F01.D

User Name: eaknarin_puangsopa
Hostname: ASRYGW7002

System Id: RYG_EN0136
Print Date: July 7, 2022 11:27:56 AM

ALS_RYG_EN0136 Transaction log :

Time	Transaction State	Activity Performed	Type of Transaction	Optional Information
July 7, 2022 10:08:18 AM	End	Execution	Signal to Noise EI - Liquid Injection, Front SSL, SQ: - Source: EI - Extractor using Filament 1 - L: >= 1200	Run Count : 3
July 7, 2022 10:10:26 AM	Audit	TestUnlocked	Signal to Noise EI - Liquid Injection, Front SSL, SQ: - Source: EI - Extractor using Filament 1 - L: >= 1200	Deviation filed for Run Count : 3
July 7, 2022 10:10:26 AM	Start	Execution	Signal to Noise EI - Liquid Injection, Front SSL, SQ: - Source: EI - Extractor using Filament 1 - L: >= 1200	None
July 7, 2022 10:10:55 AM	Audit	Data	Signal to Noise EI - Liquid Injection, Front SSL, SQ: - Source: EI - Extractor using Filament 1 - L: >= 1200	Data files Path : D:\OQ2022\OFN_SN_F01.D
July 7, 2022 10:14:03 AM	End	Execution	Signal to Noise EI - Liquid Injection, Front SSL, SQ: - Source: EI - Extractor using Filament 1 - L: >= 1200	Run Count : 4
July 7, 2022 10:14:54 AM	Audit	TestUnlocked	Signal to Noise EI - Liquid Injection, Front SSL, SQ: - Source: EI - Extractor using Filament 1 - L: >= 1200	Deviation filed for Run Count : 4
July 7, 2022 10:14:54 AM	Start	Execution	Signal to Noise EI - Liquid Injection, Front SSL, SQ: - Source: EI - Extractor using Filament 1 - L: >= 1200	None
July 7, 2022 10:15:15 AM	Audit	Data	Signal to Noise EI - Liquid Injection, Front SSL, SQ: - Source: EI - Extractor using Filament 1 - L: >= 1200	Data files Path : D:\OQ2022\OFN_SN_F01.D

User Name: asknarin_puangsopa
Hostname: ASRYGW7002

System Id: RYG_EN0136
Print Date: July 7, 2022 11:27:56 AM

ALS_RYG_EN0136 Transaction log :

Time	Transaction State	Activity Performed	Type of Transaction	Optional Information
July 7, 2022 10:15:27 AM	End	Execution	Signal to Noise EI - Liquid Injection, Front SSL, SQ: - Source: EI - Extractor using Filament 1 - L: >= 1200	Run Count : 5
July 7, 2022 10:16:48 AM	Audit	TestUnlocked	Signal to Noise EI - Liquid Injection, Front SSL, SQ: - Source: EI - Extractor using Filament 1 - L: >= 1200	Deviation filed for Run Count : 5
July 7, 2022 10:16:48 AM	Start	Execution	Signal to Noise EI - Liquid Injection, Front SSL, SQ: - Source: EI - Extractor using Filament 1 - L: >= 1200	None
July 7, 2022 10:17:05 AM	Audit	Data	Signal to Noise EI - Liquid Injection, Front SSL, SQ: - Source: EI - Extractor using Filament 1 - L: >= 1200	Data files Path : D:\OQ2022\OFN_SN_F01.D
July 7, 2022 10:17:14 AM	End	Execution	Signal to Noise EI - Liquid Injection, Front SSL, SQ: - Source: EI - Extractor using Filament 1 - L: >= 1200	Run Count : 6
July 7, 2022 10:18:49 AM	End	Qualification	Session	OQ
July 7, 2022 10:18:49 AM	Start	Reporting	Session	None
July 7, 2022 10:21:10 AM	End	Reporting	Session	None
July 7, 2022 10:21:10 AM	Start	Qualification	Session	OQ
July 7, 2022 10:21:17 AM	Start	Execution	Signal to Noise EI - Liquid Injection, Front SSL, SQ: - Source: EI - Extractor using Filament 2 - L: >= 1200	None
July 7, 2022 10:56:46 AM	End	Qualification	Session	OQ
July 7, 2022 10:56:49 AM	Start	Reporting	Session	None
July 7, 2022 10:57:38 AM	End	Reporting	Session	None

User Name: asknarin_puangsopa
Hostname: ASRYGW7002

System Id: RYG_EN0136
Print Date: July 7, 2022 11:27:56 AM

ALS_RYG_EN0136 Transaction log :

Time	Transaction State	Activity Performed	Type of Transaction	Optional Information
July 7, 2022 10:57:38 AM	Start	Qualification	Session	OQ
July 7, 2022 10:57:38 AM	Start	Execution	Signal to Noise EI - Liquid Injection, Front SSL, SQ: - Source: EI - Extractor using Filament 2 - L: >= 1200	None
July 7, 2022 11:05:50 AM	Audit	Data	Signal to Noise EI - Liquid Injection, Front SSL, SQ: - Source: EI - Extractor using Filament 2 - L: >= 1200	Data files Path : D:\OQ2022\OFN_SN_F02.D
July 7, 2022 11:11:47 AM	Start	Execution	Signal to Noise EI - Liquid Injection, Front SSL, SQ: - Source: EI - Extractor using Filament 2 - L: >= 1200	None
July 7, 2022 11:13:13 AM	End	Execution	Signal to Noise EI - Liquid Injection, Front SSL, SQ: - Source: EI - Extractor using Filament 2 - L: >= 1200	Run Count : 1
July 7, 2022 11:14:29 AM	Audit	TestUnlocked	Signal to Noise EI - Liquid Injection, Front SSL, SQ: - Source: EI - Extractor using Filament 2 - L: >= 1200	Deviation filed for Run Count : 1
July 7, 2022 11:14:29 AM	Start	Execution	Signal to Noise EI - Liquid Injection, Front SSL, SQ: - Source: EI - Extractor using Filament 2 - L: >= 1200	None
July 7, 2022 11:14:47 AM	Audit	Data	Signal to Noise EI - Liquid Injection, Front SSL, SQ: - Source: EI - Extractor using Filament 2 - L: >= 1200	Data files Path : D:\OQ2022\OFN_SN_F02.D
July 7, 2022 11:15:04 AM	End	Execution	Signal to Noise EI - Liquid Injection, Front SSL, SQ: - Source: EI - Extractor using Filament 2 - L: >= 1200	Run Count : 2

User Name: asknarin_puangsopa
Hostname: ASRYGW7002

System Id: RYG_EN0136
Print Date: July 7, 2022 11:27:56 AM

ALS_RYG_EN0136 Transaction log :

Time	Transaction State	Activity Performed	Type of Transaction	Optional Information
July 7, 2022 11:19:56 AM	Audit	TestUnlocked	Signal to Noise EI - Liquid Injection, Front SSL, SQ: - Source: EI - Extractor using Filament 2 - L: >= 1200	Deviation filed for Run Count : 2
July 7, 2022 11:19:56 AM	Start	Execution	Signal to Noise EI - Liquid Injection, Front SSL, SQ: - Source: EI - Extractor using Filament 2 - L: >= 1200	None
July 7, 2022 11:20:13 AM	Audit	Data	Signal to Noise EI - Liquid Injection, Front SSL, SQ: - Source: EI - Extractor using Filament 2 - L: >= 1200	Data files Path : D:\OQ2022\OFN_SN_F021.D
July 7, 2022 11:21:52 AM	End	Executed	Signal to Noise EI - Liquid Injection, Front SSL, SQ: - Source: EI - Extractor using Filament 2 - L: >= 1200	Run Count : 3
July 7, 2022 11:22:49 AM	End	Qualification	Session	OQ
July 7, 2022 11:22:49 AM	Start	Reporting	Session	None
July 7, 2022 11:26:46 AM	Audit	Reporting	Session	Report Generated / Certificate

JNAC JIRANATE ASSOCIATES CO.,LTD.
63/14-15,67/35-36, Soi Petchkasem7,7/1, Petchkasem Rd,
Watthapra, Banghokyai,Bangkok 10600 Thailand.
Tel.: (66) 02-8680812#13 Fax.: (66) 02-8680860 www.jiranatee.com

CERTIFICATE OF CALIBRATION

Certificate No: WS-05012022
Page 1 of 2 pages

Measurement Item	: Cup anemometer with data logger.
Manufacturer	: Data logger: Novalynx : Cup anemometer: Novalynx
Model/Type	: Data logger: 200-WS-25LB : Cup anemometer: WS-02P
Serial Number	: Data logger: A5190 : Cup anemometer: -
ID No	: Data logger: RYG_FS0329 : Cup anemometer: -
Customer	: ALS laboratory group (Thailand) co., ltd. : 104 Phaithanakan 40, Phaithanakan Rd, Khweng Suan Luang, Khet Suan Luang, Bangkok 10250 Thailand.
Test Conditions	: Wind tunnel cross test section area 900 cm^2 : Anemometer frontal area 100 cm^2 : Diameter of mounting pipe - mm : Blockage ratio of test object 0.111 (-)
Test Conditions	: Air temperature 23.6 ±0.5 °C : Air pressure 1014.5 ±0.4 hPa : Relative air humidity 53.4 ±3.5 %RH
Calibration Procedure	Calibration was carried out base on; IEC 61400-12-1 ED.1: 2005-Power Performance Measurements of Electricity Producing Wind Turbines; MEASNET Anemometer Calibration Procedure – Version 2: 2009;
Traceability	This calibration documents the traceable to national standard, Which realize the unit of measurements according to the International system of units (SI) through National Institute of Metrology Thailand (NIMT).
Measurement Date	: JAN 28, 2022.
Issued Date	: JAN 31, 2022.

REVIEW BY Manatsan P.
APPROVED BY
NEXT CAL. DATE 29/4/23

Calibrated by
☑ Mr. Sorawit Thachalad
☐ Miss Orathai Wiwatsittaya

JNAC JIRANATE ASSOCIATES CO., LTD.

Approved Signatory:
Mr. Parinya Boonchoroen
Calibration Department Manager

THIS CERTIFICATE MAY NOT BE REPRODUCED EXCEPT IN FULL UNLESS PERMISSION FOR REPRODUCTION HAS BEEN OBTAINED IN WRITING FROM THE LABORATORY.

63/14-15,67/35-36, Soi Petchkasem7,7/1, Petchkasem Rd,
Watthapra, Bangkokyai,Bangkok 10600 Thailand.
Tel.: (66) 02-8680812#13 Fax.: (66) 02-8680860 www.jiranatee.com

Continuation of Certificate of Calibration Number

Certificate No: WS-05012022

Result of calibration: ☑ Without adjustment ☐ With adjustment
Calibration in the range of 1 - 16 m/s at a calibration interval of 1 m/s.
The results of calibration and associated measurement uncertainties are reported in the table below.

V_{STD} Reading m/s	V_{UUC} Reading m/s	Error (m/s)	Uncertainty (%)
2.076	2.0	-0.1	2.4
4.101	4.1	0.0	1.2
5.99	6.0	0.0	0.98
8.01	8.0	0.0	0.83
10.01	10.1	0.1	0.79
12.01	12.1	0.1	0.57
13.99	14.1	0.1	0.70
15.99	16.4	0.4	0.43
15.00	15.2	0.2	0.79
13.01	13.0	0.0	0.83
11.02	11.0	0.0	0.76
9.03	9.0	0.0	0.81
7.02	7.0	0.0	0.82
5.130	5.1	0.0	0.96
2.991	3.0	0.0	1.6
1.036	0.9	-0.1	4.5

UUC*: Unit Under Calibration
The reported expanded uncertainty is based on standard uncertainty multiplied by a coverage factor k=2 providing a level of confidence of approximately 95%

Appendix 1: Instrumentations

NO	Sensor	Manufacturer	Model/Type	Calibration Date	Certificate Report Number	Range
1	Pitot static	TESTO INC.	06352145	Aug 07, 2021	MW-0034-21	5 - 30 m/s
2	Precision Differential Pressure Meter	Zoglab	DPM2500	Aug 07, 2021	MW-0034-21	5 - 30 m/s
3	Air velocity transducer (hot wire)	TSI INC.	8455-12	Aug 08, 2021	MW-0035-21	0 - 5 m/s
4	Temperature	Zoglab	DSR-THP	March 30, 2021	CL-027-64	-30 - 70°C
5	Relative humidity	Zoglab	DSR-THP	March 30, 2021	RH-03032021	0 - 100 %RH
6	Atmospheric pressure	Zoglab	DSR-THP	March 30, 2021	BP-01032021	500 - 1100 hPa
7	Wind tunnel	ESSOM	MP3360	-	-	0 - 50 Hz

End of certificate of calibration

JNAC JIRANATE ASSOCIATES CO., LTD.

63/14-15,67/35-36, Soi Petchkasem7,7/1, Petchkasem Rd,
Watthapra, Bangkokyai,Bangkok 10600 Thailand.
Tel.: (66) 02-8680812#13 Fax.: (66) 02-8680860 www.jiranatee.com

CERTIFICATE OF CALIBRATION

Certificate No.: WD-05012022

Measurement Item : Wind direction sensor with data logger.

Manufacturer : Data logger: Novalynx.
: Wind direction sensor: Novalynx.

Model/Type : Data logger: 200-WS-25LB
: Wind direction sensor: WS-02P

Serial Number : Data logger: A5190
: Wind direction sensor: -

ID No : Data logger: RYG_FS0329
: Wind direction sensor: -

Customer : ALS laboratory group (Thailand) Co.,Ltd.
104 Phatthanakan 40, Phatthanakan Rd.,Khwaeng Suan Luang, Khet Suan Luang, Bangkok 10250 Thailand.

Environmental Condition:
The measurement was carried out in an ambient temperature of (23±3) °C; and relative humidity of (40±10) %.

Measurement Method:
The wind direction sensor calibration according to comparison method with reference angle measurement electronic theodolite and the laser is used for axis control. The measurement were taken at 45° intervals in clockwise and counterclockwise directions.

Note: The UUC was warmed up for 1 hour prior to the calibration being performed

Traceability:
The measurement results are traceable to the international system of units (SI) through Certificate No.: Q21086014, Certificate No.: KWS64/0025.

Measurement Date : JAN 26, 2022.
Issued Date : JAN 31, 2022.

Performed by
☑ Mr. Sorawit Thachalad
☐ Miss Orathai Wiwatwillaya

JNAC JIRANATE ASSOCIATES CO., LTD.

Approved Signatory:
Mr. Parinya Boonchareon
Calibration Department Manager

THIS CERTIFICATE REPORT MAY NOT BE REPRODUCEDDED EXCEPT IN FULL UNLESS PERMISSION FOR REPRODUCTION HAS BEEN OBTAINED IN WRITING FROM THE LABORATORY.

63/14-15,67/35-36, Soi Petchkasem7,7/1, Petchkasem Rd,
Watthapra, Bangkokyai,Bangkok 10600 Thailand.
Tel.: (66) 02-8680812#13 Fax.: (66) 02-8680860 www.jiranatee.com

Continuation of Certificate of Calibration Number

Certificate No: WD-05012022

Result of calibration: ☐ Without adjustment ☑ With adjustment
Calibration in the range of 0 - 360 ° at a calibration interval of 45°.
The results of calibration and associated measurement uncertainties are reported in table below.

NO	Turning Direction	Nominal Angle (°)	Standard Reading (°)	UUC* Reading (°)	Error (°)	Uncertainty ±(°)
1	Clockwise	0/360	0	0	0	3.0
2		45	45	43	-2	3.0
3		90	90	90	0	3.0
4		135	135	135	0	3.0
5		180	180	181	1	3.0
6		225	225	227	2	3.0
7		270	270	273	3	3.0
8		315	315	318	3	3.0
9	Counter Clockwise	0/360	0	0	0	3.0
10		45	45	43	-2	3.0
11		90	90	90	0	3.0
12		135	135	135	0	3.0
13		180	180	181	1	3.0
14		225	225	227	2	3.0
15		270	270	273	3	3.0
16		315	315	318	3	3.0

UUC*: Unit Under Calibration The reported expanded uncertainty is based on standard uncertainty multiplied by a coverage factor k=2 providing a level of confidence of approximately 95%

End of Certificate of Calibration

JNAC JIRANATE ASSOCIATES CO., LTD.

JNAC
JIRANATE ASSOCIATES CO.,LTD.

Jiranatee Associates Co.,Ltd
63/14-15, 67/35-36
Petchkasem 7,7/1, Rd. Watthapra, Bangkokyai,
Bangkok 10600(Thailand)
Tel: +6680680812
Mobile: +66863999453
E-mail: jnac-calibration@jiranatee.com
Web site: www.jiranatee.com

Accredited calibration laboratory
ISO/IEC 17025:2017
NSC-TISI-TIS 17025
CALIBRATION 0367

Air speed measurement laboratory
Calibration services department.

REVIEW BY Nopakorn P.
APPROVED BY
NEXT CAL. DATE 20/12/24

Certificate Number
CC-013-66

CERTIFICATE OF CALIBRATION

MEASUREMENT ITEM : Cup anemometer
MANUFACTURER : Novalynx
MODEL/TYPE : Sensor: WS-02FA
Data logger: 110-WS-25DL-D
SERIAL NUMBER : Sensor: WSD-A5977
Data logger: A5977
ID NUMBER : RYG_FS0647
CONDITION AS-RECEIVED : New item
CUSTOMER : ALS laboratory group (Thailand) Co., Ltd.
104 Phatthanakan 40, Phatthanakan Rd, Khwaeng Suan Luang, Khet Suan Luang, Bangkok 10250 Thailand.

RECEIVED DATE : 16 Jun 2023
MEASUREMENT DATE : 20 Jun 2023
ISSUE DATE : 20 Jun 2023

ENVIRONMENTAL CONDITIONS:
Ambient condition in the laboratory are as follow:

Temperature	: 23.0 ± 3.0	°C
Relative Humidity	: 55.0 ± 15.0	%RH
Atmospheric Pressure	: 1010 ± 10	hPa

PLACE OF CALIBRATION : Eiffel-type wind tunnel of Jiranatee Associates Co., Ltd.

CALIBRATION CONDITIONS

: Wind tunnel cross-section area[1]	900	cm^2
Win direction frontal area[2]	100	cm^2
Diameter of mounting pipe[3]	-	mm
Blockage ratio of test object[4]	0.111	[-]

Preconditioning : 24 hours at ambient conditions.
Measurement Condition : The average values during measurement are (24.4) °C, (45.6) %RH and (1010.2) hPa.

TABULATION OF RESULTS:
The table on next page give the measured values.

Calibration procedure:
The cup anemometer was calibrated against Standard air velocity transducer model: 8455-12 and pitot tube with precision differential pressure meter model: DPM2500 in an close test section of Eiffel-type wind tunnel with 900 cm^2 cross test section area. The WI-CL-007 based on IEC 61400-12-1, Wind energy generation systems – Part 12-1: Power performance measurements of electricity producing wind turbines, March 2017 was used as a calibration guideline.

Traceability:
This certificate provides a traceability of The measurement to recognized the national standards, and to realization of the international system of units (SI) through the NIMT (National Metrology Institute of Thailand) via Certificate number: MW-0052-21 and MW-0066-22

Uncertainty of Measurement:
The reported uncertainty of measurement is based on the standard uncertainty multiplied by a coverage factor k=2, Which for a normal distribution corresponds to a coverage probability of approximately 95%. The standard uncertainty has been determined in accordance with the GUM 'Evaluation of measurement data - Guide to the expression of uncertainty in measurement'

Calibrated by:
☑ Mr. Sorawit Thachalad
☐ Miss Ittragorn Lertsomphol

JNAC JIRANATE ASSOCIATES CO.

Approved signatory:
Mr. Parinya Boonchareon
Calibration Department Manager

Remark:
[1] Nozzle cross-section area of the wind tunnel
[2] Projected cross-section area of the tested object include mounting pipe
[3] Diameter of mounting pipe
[4] Ratio [2] to [1]

THIS CERTIFICATE OF CALIBRATION MAY NOT BE REPRODUCED EXCEPT IN FULL UNLESS PERMISSION FOR REPRODUCTION HAS BEEN OBTAINED IN WRITING FROM THE LABORATORY

Certificate Number
CC-013-66

MEASUREMENT RESULTS [5]

The cup anemometer, Unit Under Calibration (UUC) was exercise at 10 m/s for 5 minutes prior to calibration being performed. The standard air velocity 0.5 m/s to 5 m/s was calculated by a standard air velocity transducer and above 5 m/s to 30 m/s was calculated by a pitot tube with precision differential pressure meter which was installed 40 mm and 300 mm respectively away from wind tunnel nozzle, UUC was installed at center of the test section. The calibration was carried out under both rising and falling air velocity in the range of 1 m/s to 16 m/s at calibration interval of 1 m/s. The results of calibration and associated measurement uncertainties are reported in the table below.

v_{std} [2] (m/s)	Temp. wind tunnel (°C)	Temp. room (°C)	v_{uuc} [3] (m/s)	Error (m/s)	U (k=2) (m/s)
1.024	24.50	24.35	0.9	-0.1	0.31
2.026	24.28	24.35	1.9	-0.1	0.31
3.007	24.40	24.35	3.0	0.0	0.31
4.123	24.26	24.35	4.0	-0.1	0.31
5.02	24.06	24.35	5.0	0.0	0.31
6.01	24.18	24.35	6.0	0.0	0.31
7.06	24.06	24.35	7.0	0.0	0.31
8.16	24.10	24.35	8.2	0.0	0.31
9.10	24.00	24.35	9.1	0.0	0.31
10.09	24.00	24.35	10.1	0.0	0.31
11.13	23.92	24.35	11.2	0.0	0.31
12.13	24.10	24.35	12.1	0.0	0.31
13.19	23.90	24.35	13.2	0.0	0.31
14.28	24.00	24.35	14.3	0.0	0.31
15.23	23.90	24.35	15.2	0.0	0.31
16.30	23.88	24.35	16.3	0.0	0.32

Remark:

[1] Calibration results only count for the tested circumstances and environmental conditions during which calibration took place

[2] Velocity of standard

[3] Velocity of Unit Under Calibration

PHOTO OF CALIBRATION SET-UP

Calibration set-up of the cup anemometer calibration in the wind tunnel of Jiranatee Associates Co., Ltd. The cup anemometer shown may differ from the calibrated one. Remark: The proportion of the set- up is not true to scale due to imaging geometry.

End of Certificate of Calibration

JNAC JIRANATE ASSOCIATES CO.

Jiranatee Associates Co., Ltd.

JNAC
JIRANATEE ASSOCIATES CO.,LTD.

Jiranatee Associates Co.,Ltd.
63/14-15, 67/35-36
Petchkasem 7,7/1, Rd. Watthapra, Bangkokyai,
Bangkok 10600 (Thailand)
Tel: +6608680812
Mobile: +6686399945I
E-mail: jnac-calibration@jiranatee.com
Web site: www.jiranatee.com

Accredited calibration laboratory
ISO/IEC 17025:2017
NSC-TISI-TIS 17025
CALIBRATION 0367

Air speed measurement laboratory
Calibration services department.

Certificate Number
CD-013-66

CERTIFICATE OF CALIBRATION

MEASUREMENT ITEM : Wind Direction Sensor
MANUFACTURER : Novalynx
MODEL/TYPE : Sensor: WS-02FA
Data logger: 110-WS-25DL-D
SERIAL NUMBER : Sensor: WSD-A5977
Data logger: A5977
ID NUMBER : RYG_FS0647
CONDITION AS-RECEIVED : New Item
CUSTOMER : ALS laboratory group (Thailand) Co., Ltd.
104 Phatthanakan 40, Phatthanakan Rd, Khwaeng Suan Luang, Khet Suan Luang, Bangkok 10250 Thailand.

RECEIVED DATE : 16 Jun 2023
MEASUREMENT DATE : 20 Jun 2023
ISSUE DATE : 20 Jun 2023

ENVIRONMENTAL CONDITIONS:
Ambient condition in the laboratory are as follow:

Temperature	: 23.0 ± 3.0	°C
Relative Humidity	: 55.0 ± 15.0	%RH
Atmospheric Pressure	: 1010± 10	hPa

PLACE OF CALIBRATION : Eiffel-type wind tunnel of Jiranatee Associates Co., Ltd.

CALIBRATION CONDITION : Wind tunnel cross-section area[1] 900 cm^2
Win direction frontal area[2] 129 cm^2
Diameter of mounting pipe[3] - mm
Blockage ratio of test object[4] 0.143 [-]

Preconditioning : 24 hours at ambient conditions.
Measurement Condition : The average values during measurement are (24.1)°C, (50.0) %RH and (1007.9) hPa.

TABULATION OF RESULTS:
The table on next page give the measured values.

Calibration procedure:
The wind direction sensor was calibrated against Standard Rotary Encoder model, AX4009TS-DM04-P3-S-U0 in an close test-section of Eiffel-type wind tunnel with 900 cm^2 cross test section area. The WI-CL-008 based on IEC 61400-12-1, Wind energy generation systems – Part 12-1: Power performance measurements of electricity producing wind turbines, March 2017 was used as a calibration guideline.

Traceability:
This certificate provides a traceability of The measurement to recognized the notional standards, and to realization of the international system of units (SI) through the NIMT (National Metrology Institute of Thailand) via Certificate number: DA-0043-22

Uncertainty of Measurement:
The reported uncertainty of measurement is based on the standard uncertainty multiplied by a coverage factor k=2, Which for a normal distribution corresponds to a coverage probability of approximately 95%. The standard uncertainty has been determined in accordance with the GUM 'Evaluation of measurement data - Guide to the expression of uncertainty in measurement'

Calibrated by:
☑ Mr. Sorawit Thachalad
☐ Miss Jittraporn Lertsomphol

JNAC JIRANATE ASSOCIATES CO.

Approved signatory: Mr. Parinya Booncharoen
Calibration Department Manager

Remark:
[1] Nozzle cross-section area of the wind tunnel
[2] Projected cross-section area of the tested object include mounting pipe
[3] Diameter of mounting pipe
[4] Ratio [2] to [1]

THIS CERTIFICATE OF CALIBRATION MAY NOT BE REPRODUCED EXCEPT IN FULL UNLESS PERMISSION FOR REPRODUCTION HAS BEEN OBTAINED IN WRITING FROM THE LABORATORY

Certificate Number
CD-013-66

MEASUREMENT RESULTS [5]

The wind direction sensor was calibrated against standard rotary encoder by comparison method. During calibration, the measurement was carried out at 45° intervals in clockwise and counterclockwise directions after offset adjustment has been made. The flow speed of wind tunnel (usually 5 m/s) is kept constant while the sensor is rotated around its vertical axis. The results of calibration and associated measurement uncertainties are reported in the table below.

Air speed m/s	D'_{std} Degree (°)	D'_{uuc} Degree (°)	Error Degree (°)	U (k=2) Degree (°)
5.00	0.000	0	0	1.0
	45.000	42	-3	1.0
	90.000	87	-3	1.0
	135.000	132	-3	1.0
	180.000	180	0	1.0
	225.000	227	2	1.0
	270.001	273	3	1.0
	315.000	318	3	1.0

Remark:

[1] Calibration results only count for the tested circumstances and environmental conditions during which calibration took place

[5] Direction of standard

[7] Direction of Unit Under Calibration

End of Certificate of Calibration

JNAC JIRANATE ASSOCIATES CO.

Jiranatee Associates Co., Ltd.

JNAC
63/14-15,67/35-36, Soi Petchkasem7,7/1, Petchkasem Rd,
Watthapra, Bangkokyai, Bangkok 10600 Thailand.
Tel.: (66) 02-8680812#13 Fax.: (66) 02-8680860 www.jiranatee.com

ilac-MRA
NSC - TISI - TIS 17025
CALIBRATION 0367

CERTIFICATE OF CALIBRATION

Certificate No. : CT-023-66

Equipment Name: Data Logger with Temperature sensor
Manufacturer: Novalynx
Model: 110-WS-25DL-D
Serial No.: A5977
ID No.: RYG_FS0647

Customer
Name: ALS laboratory group (Thailand) Co., Ltd.
Address: 104 Phatthanakan 40, Phatthanakan Rd., Khwaeng Suan Luang, Khet Suan Luang, Bangkok 10250 Thailand.

Received date: 16 Jun 2023
Calibration date: 20 Jun 2023
Issue date: 22 Jun 2023

Reference Used During Calibration
1.Standard Temperature Probe Model: STS-100 A500, Serial No.: 667682-09, Due date: 28 Mar 2024
2.Digital Temperature Indicator Model: DTI-1000-A MK II, Serial No.: 671407-00591 Due date: 22 July 2023

Calibration Condition
Temperature: (23±3)°C
Relative Humidity: (55±15)%

Calibration Procedure
The temperature calibration was done by In-House calibration method as WI-CL-001 according to comparison method with standard digital temperature indicator and standard temperature probe. The temperature scale use was based on ITS-90.

Traceability
The measurement results are traceable to the international system of units (SI) through National Institute of Metrology Thailand (NIMT) Certificate number: TT-0038-23, Certificate number: ER-0092-22

Noted: *The certificate is valid only to the item calibrated on date and place of calibration.*

Calibrated by
☐ Mr. Sorawit Thachalad
☑ Miss Jittraporn Lertsomphol
☐ Miss Ruangrumpai Phoommit

JNAC JIRANATE ASSOCIATES CO.

Approved Signatory: Mr. Parinya Booncharoen
Calibration Department Manager

THIS CERTIFICATE MAY NOT BE REPRODUCED EXCEPT IN FULL UNLESS PERMISSION FOR REPRODUCTION HAS BEEN OBTAINED IN WRITING FROM THE LABORATORY.

63/14-15,67/35-36, Soi Petchkasem7,7/1, Petchkasem Rd,
Watthapra, Bangkokyai, Bangkok 10600 Thailand.
Tel.: (66) 02-8680812#13 Fax.: (66) 02-8680860 www.jiranatee.com

NSC - TISI - TIS 17025
CALIBRATION 0367

Result of Calibration:- ☑ Without Adjustment ☐ With Adjustment

Calibration Range: 20-40 °C

Function:

This equipment was connected with temperature sensor Model: HMP60 S/N: V1920212.

Dimension : Diameter 12 mm. Length 80 mm.

Immersion Depth (mm)	Standard Reading (°C)	UUC Reading (°C)	Error (°C)	Uncertainty (°C)
70	20.057	20.0	-0.1	0.099
70	25.052	25.0	-0.1	0.099
70	30.045	29.9	-0.2	0.14
70	35.039	34.8	-0.2	0.099
70	40.034	39.7	-0.3	0.099

UUC* : Unit Under Calibration

The reported expanded uncertainty is based on standard uncertainty multiplied by a coverage factor k=2 providing a level of confidence of approximately 95%.

★ End of Certificate ★

JIRANATE ASSOCIATES CO.

63/14-15,67/35-36, Soi Petchkasem7,7/1, Petchkasem Rd,
Watthapra, Bangkokyai,Bangkok 10600 Thailand.
Tel.: (66) 02-8680812#13 Fax.: (66) 02-8680860 www.jiranatee.com

CERTIFICATE OF CALIBRATION

Measurement Item : Relative humidity with data logger
Manufacturer : Novalynx
Model/Type : 110-WS-25DL-D
Serial Number : A5977
ID No. : RYG_FS0647
Customer : ALS laboratory group (Thailand) Co., Ltd.
: 104 Phatthanakan 40, Phatthanakan Rd., Khwaeng Suan Luang, Khet Suan Luang, Bangkok 10250 Thailand.

Environmental Condition:
The measurement was carried out in an ambient temperature of (25±3)°C, and relative humidity of (50±15)%.

Measurement Method:
Unit Under Calibration (UUC) was calibrated by comparison method with standard chilled mirror hygrometer model: 1860-3 in the humidity generator chamber to determine the errors.

Traceability:
This instrument was calibrated using standard equipment whose accuracy is traceability through National Institute of Standards and Technology to the international system of units (SI) via MCS Calibration, Inc. Certificate number: 20926-601. Due date: Sep 26, 2024.

Measurement Date : Jun 20, 2023
Issued Date : Jun 22, 2023

Measurement Results:
This equipment was connected with Indoor air quality probe and Displayed (UR) on display. Model: HMP60, Serial number: V1920212.
Calibration was performed in the range of 20%RH to 80%RH
The results of calibration are reported in table below.

Determined (%RH)	Standard (Reading) (%RH)	UUC (Reading) (%RH)	Error (%RH)	Uncertainty ±(%RH)
20	20.07	20.5	0.4	0.52
50	50.22	49.1	-1.1	0.51
80	80.28	79.2	-1.1	0.51

Performed by
☐ Mr. Sorawit Thachalad
☑ Miss Jittraporn Lertsomphol
☐ Miss Ruangrumpai Phoommit

JIRANATE ASSOCIATES CO.

Approved Signatory: Mr. Parinya Booncharoen.
Calibration Department Manager

THIS CALIBRATION REPORT MAY NOT BE REPROCEDUCED EXCEPT IN FULL UNLESS PERMISSION FOR REPRODUCTION HAS BEEN OBTAINED IN WRITING FROM THE LABORATORY.

JIRANATEE ASSOCIATES CO.,LTD.
Jiranatee Associates Co.,Ltd
63/14-15, 67/35-36
Petchkasem 7,7/1, Rd. Watthapra, Bangkokyai,
Bangkok 10600 (Thailand)
Tel: +6628680812
Mobile: +66863999453
E-mail: jnac-calibration@jiranatee.com
Web site: www.jiranatee.com

Accredited calibration laboratory
ISO/IEC 17025:2017
NSC-TISI-TIS 17025
CALIBRATION 0367

Pressure measurement laboratory
Calibration services department.

NSC - TISI - TIS 17025
CALIBRATION 0367

CERTIFICATE OF CALIBRATION

Certificate No. : CP-007-66

MEASUREMENT ITEM : Digital barometer
MANUFACTURER : Novalynx
MODEL/TYPE : Sensor: 110-WS-25BP
Data logger: 110-WS-25DL-D
SERIAL NUMBER : Sensor: BP-A5977
Data logger: A5977
ID NUMBER : RYG_FS0647
CONDITION AS-RECEIVED : New item
CUSTOMER : ALS laboratory group (Thailand) Co., Ltd.
104 Phatthanakan 40, Phatthanakan Rd,
Khwaeng Suan Luang, Khet Suan Luang,
Bangkok 10250 Thailand.

RECEIVED DATE : 16 Jun 2023
MEASUREMENT DATE : 20 Jun 2023
ISSUE DATE : 20 Jun 2023

Calibration procedure:
The pressure calibration was done by in-house calibration method as WI-CL-003 according to comparison method with Digital pressure calibrator based on DKD-R 6-1

Traceability:
The measurement results are traceable to the international system of units (SI) through the NIMT (National Metrology Institute of Thailand) via Certificate number: MP-0205-22

The reported uncertainty is based on a standard uncertainty multiplied by a coverage k=2, providing a level of confidence of approximately 95%.

CONDITION OF THIS RESULT OF CALIBRATION:

1. Reference Standard Instrument:

Instrument	Model	Serial No.	Certificate No.	Due Date
Absolute Pressure Transducer	CPG2500	4100126P	MP-0205-22	02 Dec 2023

1. Calibration effort for calibration sequence C
2. The UUC* was installed in vertical orientation above reference standard instrument and center of UUC* was used as the reference level.
3. Calibration conditions:
4. Condition : ☑ Normal ☐ Abnormal
Pressure transmitting medium : Air
ρ_N(20°C, 1 bar) : 1.19 kg/m^3
H_{amb} : (55±15) %
t_{amb} : (23±3) °C
P_{amb} : (1010±10) mbar
5. The certificate is valid only to the item calibrated on date and place of calibration

Calibrated by:
☑ Mr. Sorawit Thachalad
☐ Miss Jittraporn Lertsomphol

JIRANATE ASSOCIATES CO.

Approved signatory: Mr. Parinya Booncharoen
Calibration Department Manager

THIS CERTIFICATE REPORT MAY NOT BE REPRODUCED EXCEPT IN FULL UNLESS PERMISSION FOR REPRODUCTION HAS BEEN OBTAINED IN WRITING FROM THE LABORATORY

JIRANATEE ASSOCIATES CO.,LTD.
Jiranatee Associates Co.,Ltd
63/14-15, 67/35-36
Petchkasem 7,7/1, Rd. Watthapra, Bangkokyai,
Bangkok 10600 (Thailand)
Tel: +6628680812
Mobile: +66863999453
E-mail: jnac-calibration@jiranatee.com
Web site: www.jiranatee.com

Accredited calibration laboratory
ISO/IEC 17025:2017
NSC-TISI-TIS 17025
CALIBRATION 0367

Pressure measurement laboratory
Calibration services department.

NSC - TISI - TIS 17025
CALIBRATION 0367

CERTIFICATE OF CALIBRATION

Certificate No. : CP-007-66

MEASUREMENT RESULTS : ☑ Without adjustment ☐ With adjustment
CALIBRATION IN THE RANGE OF : 950 mbar to 1050 mbar

The results of calibration and associated measurement uncertainties are reported in the table below.

STD (mbar)	UUC* (mbar)	Error (mbar)	Uncertainty (k=2) (mbar)
950.12	950.8	0.6	0.83
970.09	970.7	0.6	0.76
990.07	990.4	0.4	0.56
1010.07	1010.2	0.1	0.41
1030.10	1030.0	-0.1	0.39
1050.08	1049.8	-0.3	0.51

Note: UUC* Unit Under Calibration
: To convert the result in report unit to Pa should be multiply by 100

End of certificate

JIRANATE ASSOCIATES CO.

Jiranatee Associates Co., Ltd.

JIRANATEE ASSOCIATES CO.,LTD.

Jiranatee Associates Co.,Ltd
63/14-15, 67/35-36
Petchkasem 7,7/1, Rd. Watthapra, Bangkokyai,
Bangkok 10600 (Thailand)
Tel: +6608680812
Mobile: +66863999453
E-mail: jnac-calibration@jiranatee.com
Web site: www.jiranatee.com

Accredited calibration laboratory
ISO/IEC 17025:2017
NSC-TISI-TIS 17025
CALIBRATION 0367

Air speed measurement laboratory
Calibration services department.

Certificate Number
CL-015-65

CERTIFICATE OF CALIBRATION

MEASUREMENT ITEM	: Cup anemometer
MANUFACTURER	: Novalynx
MODEL/TYPE	: Sensor: WS-02F Data logger: 200-WS-25DL
SERIAL NUMBER	: Sensor: - Data logger: A4984
ID NUMBER	: BKK_FS0167
CONDITION AS-RECEIVED	: Used item
CUSTOMER	: ALS laboratory group (Thailand) co., ltd. 104 Phatthanakan 40, Phatthanakan Rd, Khwaeng Suan Luang, Khet Suan Luang, Bangkok 10250 Thailand.
RECEIVED DATE	: 02 Dec 2022
MEASUREMENT DATE	: 09 Dec 2022
ISSUE DATE	: 12 Dec 2022

ENVIRONMENTAL CONDITIONS:
Ambient condition in the laboratory are as follow:

Temperature	: 23.0 ± 3.0	°C
Relative Humidity	: 55.0 ± 15.0	%RH
Atmospheric Pressure	: 1010± 10	hPa

PLACE OF CALIBRATION : Eiffel-type wind tunnel of Jiranatee Associates Co., Ltd.

CALIBRATION CONDITIONS

: Wind tunnel cross-section area[1]	900	cm^2
Win direction frontal area[2]	100	cm^2
Diameter of mounting pipe[3]	-	mm
Blockage ratio of test object[4]	0.111	[-]

Preconditioning : 24 hours at ambient conditions.
Measurement Condition : The average values during measurement are (23.9) °C, (47.5) %RH and (1008.9) hPa.

Calibration procedure:
The cup anemometer was calibrated against Standard air velocity transducer model: 8455-12 and pitot tube with precision differential pressure meter model: DPM2500in an close test-section of Eiffel-type wind tunnel with 900 cm^2 cross test section area. The WI-CL-007 based on IEC 61400-12-1, Wind energy generation systems – Part 12-1: Power performance measurements of electricity producing wind turbines, March 2017 was used as a calibration guideline.

Traceability:
This certificate provides a traceability of The measurement to recognized the national standards, and to realization of the international system of units (SI) through the NIMT (National Metrology Institute of Thailand) via Certificate number: MW-0052-21 and MW-0066-22

Uncertainty of Measurement:
The reported uncertainty of measurement is based on the standard uncertainty multiplied by a coverage factor k=2, Which for a normal distribution corresponds to a coverage probability of approximately 95%. The standard uncertainty has been determined in accordance with the GUM 'Evaluation of measurement data - Guide to the expression of uncertainty in measurement'

TABULATION OF RESULTS:
The table on next page give the measured values.

Calibrated by:
☑ Mr. Sorawit Thachalad
☐ Miss Jittraporn Lertsomphol

Approved signatory: ....
Mr. Parinya Booncharoen
Calibration Department Manager

Remark:
[1] Nozzle cross-section area of the wind tunnel
[2] Projected cross-section area of the tested object include mounting pipe
[3] Diameter of mounting pipe
[4] Ratio [2] to [1]

THIS CERTIFICATE OF CALIBRATION MAY NOT BE REPRODUCED EXCEPT IN FULL UNLESS PERMISSION FOR REPRODUCTION HAS BEEN OBTAINED IN WRITING FROM THE LABORATORY

Certificate Number
CL-015-65

MEASUREMENT RESULTS [5]

The cup anemometer, Unit Under Calibration (UUC) was exercise at 10 m/s for 5 minutes prior to calibration being performed. The standard air velocity 0.5 m/s to 5 m/s was calculated by a standard air velocity transducer and above 5 m/s to 30 m/s was calculated by a pitot tube with precision differential pressure meter which was installed 40 mm and 300 mm respectively away from wind tunnel nozzle, UUC was installed at center of the test section. The calibration was carried out under both rising and falling air velocity in the range of 1 m/s to 16 m/s at calibration interval of 1 m/s. The results of calibration and associated measurement uncertainties are reported in the table below.

v_{std}[6] (m/s)	Temp. wind tunnel (°C)	Temp. room (°C)	v_{uuc}[7] (m/s)	Error (m/s)	*U (k=2)* (m/s)
0.990	23.80	23.85	0.8	-0.2	0.19
2.045	23.94	23.85	1.9	-0.2	0.16
3.031	23.90	23.85	2.9	-0.1	0.26
4.221	24.10	23.85	4.1	-0.2	0.20
5.01	23.66	23.85	4.9	-0.1	0.19
6.00	24.10	23.85	6.0	0.0	0.21
7.06	23.54	23.85	6.9	-0.2	0.21
8.16	24.10	23.85	8.1	-0.1	0.19
9.10	23.60	23.85	9.1	0.0	0.27
10.10	24.08	23.85	10.0	-0.1	0.23
11.16	23.64	23.85	11.0	-0.1	0.22
12.15	23.96	23.85	12.0	-0.1	0.28
13.20	23.70	23.85	13.0	-0.2	0.45
14.28	23.90	23.85	14.1	-0.2	0.28
15.27	23.74	23.85	15.2	-0.1	0.29
16.32	23.74	23.85	16.3	-0.1	0.49

Remark:
[5] Calibration results only count for the tested circumstances and environmental conditions during which calibration took place
[6] Velocity of standard
[7] Velocity of Unit Under Calibration

PHOTO OF CALIBRATION SET-UP



Calibration set-up of the cup anemometer calibration in the wind tunnel of Jiranatee Associates Co., Ltd. The cup anemometer shown may differ from the calibrated one. Remark: The proportion of the set- up is not true to scale due to imaging geometry.

End of Certificate of Calibration

JIRANATEE ASSOCIATES CO.,LTD.

Jiranatee Associates Co.,Ltd
63/14-15, 67/35-36
Petchkasem 7,7/1, Rd. Watthapra, Bangkokyai,
Bangkok 10600 (Thailand)
Tel: +6608680812
Mobile: +66863999453
E-mail: jnac-calibration@jiranatee.com
Web site: www.jiranatee.com

Accredited calibration laboratory
ISO/IEC 17025:2017
NSC-TISI-TIS 17025
CALIBRATION 0367

Air speed measurement laboratory
Calibration services department.

Certificate Number
CL-015-65

CERTIFICATE OF CALIBRATION

MEASUREMENT ITEM	: Wind Direction Sensor
MANUFACTURER	: Novalynx
MODEL/TYPE	: Sensor: WS-02F Data logger: 200-WS-25DL
SERIAL NUMBER	: Sensor: - Data logger: A4984
ID NUMBER	: BKK_FS0167
CONDITION AS-RECEIVED	: Used item
CUSTOMER	: ALS laboratory group (Thailand) co., ltd. 104 Phatthanakan 40, Phatthanakan Rd, Khwaeng Suan Luang, Khet Suan Luang, Bangkok 10250 Thailand.
RECEIVED DATE	: 07 Dec 2022
MEASUREMENT DATE	: 12 Dec 2022
ISSUE DATE	: 12 Dec 2022

ENVIRONMENTAL CONDITIONS:
Ambient condition in the laboratory are as follow:

Temperature	: 23.0 ± 3.0	°C
Relative Humidity	: 55.0 ± 15.0	%RH
Atmospheric Pressure	: 1010± 10	hPa

PLACE OF CALIBRATION : Eiffel-type wind tunnel of Jiranatee Associates Co., Ltd.

CALIBRATION CONDITION

: Wind tunnel cross-section area[1]	900	cm^2
Win direction frontal area[2]	129	cm^2
Diameter of mounting pipe[3]	-	mm
Blockage ratio of test object[4]	0.143	[-]

Preconditioning : 24 hours at ambient conditions.
Measurement Condition : The average values during measurement are (24.3)°C, (49.4) %RH and (1006.8) hPa.

Calibration procedure:
The wind direction sensor was calibrated against Standard Rotary Encoder model: AX4009TS-DM04-P3-5-U0 in an close test-section of Eiffel-type wind tunnel with 900 cm^2 cross test section area. The WI-CL-008 based on IEC 61400-12-1, Wind energy generation systems – Part 12-1: Power performance measurements of electricity producing wind turbines, March 2017 was used as a calibration guideline.

Traceability:
This certificate provides a traceability of The measurement to recognized the national standards, and to realization of the international system of units (SI) through the NIMT (National Metrology Institute of Thailand) via Certificate number: DA-0043-22

Uncertainty of Measurement:
The reported uncertainty of measurement is based on the standard uncertainty multiplied by a coverage factor k=2, Which for a normal distribution corresponds to a coverage probability of approximately 95%. The standard uncertainty has been determined in accordance with the GUM 'Evaluation of measurement data - Guide to the expression of uncertainty in measurement'

TABULATION OF RESULTS:
The table on next page give the measured values.

Calibrated by:
☑ Mr. Sorawit Thachalad
☐ Miss Jittraporn Lertsomphol

Approved signatory: ....
Mr. Parinya Booncharoen
Calibration Department Manager

Remark:
[1] Nozzle cross-section area of the wind tunnel
[2] Projected cross-section area of the tested object include mounting pipe
[3] Diameter of mounting pipe
[4] Ratio [2] to [1]

THIS CERTIFICATE OF CALIBRATION MAY NOT BE REPRODUCED EXCEPT IN FULL UNLESS PERMISSION FOR REPRODUCTION HAS BEEN OBTAINED IN WRITING FROM THE LABORATORY

Certificate Number
CL-015-65

MEASUREMENT RESULTS [5]

The wind direction sensor was calibrated against standard rotary encoder by comparison method. During calibration, the measurement was carried out at 45° intervals in clockwise and counterclockwise directions after offset adjustment has been made. The flow speed of wind tunnel (usually 5 m/s) is kept constant while the sensor is rotated around its vertical axis. The results of calibration and associated measurement uncertainties are reported in the table below.

Air speed m/s	D'_{std} Degree (°)	D'_{uuc} Degree (°)	Error Degree (°)	*U (k=2)* Degree (°)
5.02	0.001	0	0	0.58
	45.000	43	-2	0.76
	90.000	87	-3	0.68
	135.000	133	-2	0.68
	180.000	179	-1	0.68
	225.001	227	2	0.58
	270.000	274	4	0.68
	315.000	319	4	0.74

Remark:
[5] Calibration results only count for the tested circumstances and environmental conditions during which calibration took place
[6] Direction of standard
[7] Direction of Unit Under Calibration

End of Certificate of Calibration

JNAC
JIRANATEE ASSOCIATES CO.,LTD.

Jiranatee Associates Co.,Ltd
63/14-15, 67/35-36
Petchkasem 7,7/1, Rd. Watthapra, Bangkokyai,
Bangkok 10600 (Thailand)
Tel: +6608680812
Mobile: +66863999453
E-mail: jnac-calibration@jiranatee.com
Web site: www.jiranatee.com

Accredited calibration laboratory
ISO/IEC 17025:2017
NSC-TISI-TIS 17025
CALIBRATION 0367

Air speed measurement laboratory
Calibration services department.

REVIEW BY Narakorn P.
APPROVED BY [signature]
NEXT CAL. DATE 18/7/24

Certificate Number
CL-009-66

CERTIFICATE OF CALIBRATION

MEASUREMENT ITEM : Cup anemometer
MANUFACTURER : Novalynx
MODEL/TYPE : Sensor: WS-02E
Data logger: 110-WS-16N
SERIAL NUMBER : Sensor: -
Data logger: 1159
ID NUMBER : RYG_FS0081
CONDITION AS-RECEIVED : Used item
CUSTOMER : ALS laboratory group (Thailand) co., ltd.
104 Phatthanakan 40, Phatthanakan Rd, Khwaeng Suan Luang, Khet Suan Luang, Bangkok 10250 Thailand.

RECEIVED DATE : 16 Jan 2023
MEASUREMENT DATE : 18 Jan 2023
ISSUE DATE : 20 Jan 2023

ENVIRONMENTAL CONDITIONS:
Ambient condition in the laboratory are as follow:

Temperature	: 23.0 ± 3.0	°C
Relative Humidity	: 55.0 ± 15.0	%RH
Atmospheric Pressure	: 1010 ± 10	hPa

PLACE OF CALIBRATION : Eiffel-type wind tunnel of Jiranatee Associates Co., Ltd.

CALIBRATION CONDITIONS

Wind tunnel cross-section area[1]	900	cm^2
Win direction frontal area[2]	100	cm^2
Diameter of mounting pipe[3]	-	mm
Blockage ratio of test object[4]	0.111	[-]

Preconditioning : 24 hours at ambient conditions.
Measurement Condition : The average values during measurement are (23.5) °C, (52.2) %RH and (1014.5) hPa.

TABULATION OF RESULTS:
The table on next page give the measured values.

Calibration procedure:
The cup anemometer was calibrated against Standard air velocity transducer model: 8455-12 and pitot tube with precision differential pressure meter model: DPM2500 in an close test-section of Eiffel-type wind tunnel with 900 cm^2 cross test section area. The WI-CL-007 based on IEC 61400-12-1, Wind energy generation systems – Part 12-1: Power performance measurements of electricity producing wind turbines, March 2017 was used as a calibration guideline.

Traceability:
This certificate provides a traceability of The measurement to recognized the national standards, and to realization of the international system of units (SI) through the NIMT (National Metrology Institute of Thailand) via Certificate number: MW-0052-21 and MW-0066-22

Uncertainty of Measurement:
The reported uncertainty of measurement is based on the standard uncertainty multiplied by a coverage factor k=2, Which for a normal distribution corresponds to a coverage probability of approximately 95%. The standard uncertainty has been determined in accordance with the GUM 'Evaluation of measurement data - Guide to the expression of uncertainty in measurement'

Calibrated by:
☒ Mr. Sorawit Thachalad
☐ Miss Jittraporn Lertsomphol

Approved signatory: [signature]
Mr. Parinya Booncharoen
Calibration Department Manager

Remark:
[1] Nozzle cross-section area of the wind tunnel
[2] Projected cross-section area of the tested object include mounting pipe
[3] Diameter of mounting pipe
[4] Ratio [2] to [1]

THIS CERTIFICATE OF CALIBRATION MAY NOT BE REPRODUCED EXCEPT IN FULL UNLESS PERMISSION FOR REPRODUCTION HAS BEEN OBTAINED IN WRITING FROM THE LABORATORY

Jiranatee Associates Co., Ltd.

Certificate Number
CL-009-66

MEASUREMENT RESULTS [5]

The cup anemometer, Unit Under Calibration (UUC) was exercise at 10 m/s for 5 minutes prior to calibration being performed. The standard air velocity 0.5 m/s to 5 m/s was calculated by a standard air velocity transducer and above 5 m/s to 30 m/s was calculated by a pitot tube with precision differential pressure meter which was installed 40 mm and 300 mm respectively away from wind tunnel nozzle, UUC was installed at center of the test section. The calibration was carried out under both rising and falling air velocity in the range of 1 m/s to 16 m/s at calibration interval of 1 m/s. The results of calibration and associated measurement uncertainties are reported in the table below.

v_{std}[6] (m/s)	Temp. wind tunnel (°C)	Temp. room (°C)	v_{uuc}[7] (m/s)	Error (m/s)	*U (k=2)* (m/s)
0.981	23.56	23.45	0.8	-0.2	0.15
2.030	23.40	23.45	1.9	-0.2	0.16
3.049	23.50	23.45	2.9	-0.2	0.17
4.129	23.50	23.45	3.9	-0.3	0.20
5.01	23.50	23.45	4.8	-0.2	0.17
5.97	23.54	23.45	5.7	-0.3	0.17
7.05	23.42	23.45	6.8	-0.3	0.18
8.18	23.50	23.45	7.9	-0.3	0.19
9.10	23.34	23.45	8.8	-0.3	0.19
10.10	23.40	23.45	9.7	-0.4	0.19
11.14	23.40	23.45	10.8	-0.4	0.20
12.13	23.32	23.45	11.8	-0.4	0.20
13.20	23.10	23.45	12.9	-0.3	0.20
14.25	23.36	23.45	13.9	-0.4	0.22
15.24	23.22	23.45	14.8	-0.4	0.21
16.30	23.40	23.45	15.8	-0.5	0.22

Remark:
[5] Calibration results only count for the tested circumstances and environmental conditions during which calibration took place
[6] Velocity of standard
[7] Velocity of Unit Under Calibration

PHOTO OF CALIBRATION SET-UP



Calibration set-up of the cup anemometer calibration in the wind tunnel of Jiranatee Associates Co., Ltd. The cup anemometer shown may differ from the calibrated one. Remark: The proportion of the set- up is not true to scale due to imaging geometry.

End of Certificate of Calibration

JNAC
JIRANATEE ASSOCIATES CO.,LTD.

Jiranatee Associates Co.,Ltd
63/14-15, 67/35-36
Petchkasem 7,7/1, Rd. Watthapra, Bangkokyai,
Bangkok 10600 (Thailand)
Tel: +6608680812
Mobile: +66863999453
E-mail: jnac-calibration@jiranatee.com
Web site: www.jiranatee.com

Accredited calibration laboratory
ISO/IEC 17025:2017
NSC-TISI-TIS 17025
CALIBRATION 0367

Air speed measurement laboratory
Calibration services department.

Certificate Number
CL-009-66

CERTIFICATE OF CALIBRATION

MEASUREMENT ITEM : Wind Direction Sensor
MANUFACTURER : Novalynx
MODEL/TYPE : Sensor: WS-02E
Data logger: 110-WS-16N
SERIAL NUMBER : Sensor: -
Data logger: 1159
ID NUMBER : RYG_FS0081
CONDITION AS-RECEIVED : Used item
CUSTOMER : ALS laboratory group (Thailand) Co., Ltd.
104 Phatthanakan 40, Phatthanakan Rd, Khwaeng Suan Luang, Khet Suan Luang, Bangkok 10250 Thailand.

RECEIVED DATE : 16 Jan 2023
MEASUREMENT DATE : 19 Jan 2023
ISSUE DATE : 19 Jan 2023

ENVIRONMENTAL CONDITIONS:
Ambient condition in the laboratory are as follow:

Temperature	: 23.0 ± 3.0	°C
Relative Humidity	: 55.0 ± 15.0	%RH
Atmospheric Pressure	: 1010± 10	hPa

PLACE OF CALIBRATION : Eiffel-type wind tunnel of Jiranatee Associates Co., Ltd.

CALIBRATION CONDITION

Wind tunnel cross-section area[1]	900	cm^2
Win direction frontal area[2]	129	cm^2
Diameter of mounting pipe[3]	-	mm
Blockage ratio of test object[4]	0.143	[-]

Preconditioning : 24 hours at ambient conditions.
Measurement Condition : The average values during measurement are (23.8)°C, (47.3) %RH and (1014.8) hPa.

TABULATION OF RESULTS:
The table on next page give the measured values.

Calibration procedure:
The wind direction sensor was calibrated against Standard Rotary Encoder model: AX4009TS-DM04-P3-5-U0 in an close test-section of Eiffel-type wind tunnel with 900 cm^2 cross test section area. The WI-CL-008 based on IEC 61400-12-1, Wind energy generation systems – Part 12-1: Power performance measurements of electricity producing wind turbines, March 2017 was used as a calibration guideline.

Traceability:
This certificate provides a traceability of The measurement to recognized the national standards, and to realization of the international system of units (SI) through the NIMT (National Metrology Institute of Thailand) via Certificate number: DA-0043-22

Uncertainty of Measurement:
The reported uncertainty of measurement is based on the standard uncertainty multiplied by a coverage factor k=2, Which for a normal distribution corresponds to a coverage probability of approximately 95%. The standard uncertainty has been determined in accordance with the GUM 'Evaluation of measurement data - Guide to the expression of uncertainty in measurement'

Calibrated by:
☒ Mr. Sorawit Thachalad
☐ Miss Jittraporn Lertsomphol

Approved signatory: [signature]
Mr. Parinya Booncharoen
Calibration Department Manager

Remark:
[1] Nozzle cross-section area of the wind tunnel
[2] Projected cross-section area of the tested object include mounting pipe
[3] Diameter of mounting pipe
[4] Ratio [2] to [1]

THIS CERTIFICATE OF CALIBRATION MAY NOT BE REPRODUCED EXCEPT IN FULL UNLESS PERMISSION FOR REPRODUCTION HAS BEEN OBTAINED IN WRITING FROM THE LABORATORY

Certificate Number
CL-009-66

MEASUREMENT RESULTS [5]

The wind direction sensor was calibrated against standard rotary encoder by comparison method. During calibration, the measurement was carried out at 45° intervals in clockwise and counterclockwise directions after offset adjustment has been made. The flow speed of wind tunnel (usually 5 m/s) is kept constant while the sensor is rotated around its vertical axis. The results of calibration and associated measurement uncertainties are reported in the table below.

Air speed m/s	D_{std}[6] Degree (°)	D_{uuc}[7] Degree (°)	Error Degree (°)	*U (k=2)* Degree (°)
5.01	0.000	0	0	0.58
	45.000	43	-3	0.76
	90.000	89	-2	0.76
	135.000	134	-1	0.74
	180.000	177	-3	0.74
	225.000	229	4	0.58
	270.000	273	3	0.68
	315.000	317	2	0.74

Remark:
[5] Calibration results only count for the tested circumstances and environmental conditions during which calibration took place
[6] Direction of standard
[7] Direction of Unit Under Calibration

End of Certificate of Calibration

63/14-15,67/35-36, Soi Petchkasem7,7/1, Petchkasem Rd,
Watthapra, Bangkokyai, Bangkok 10600 Thailand.
TTeL: (66) 02-8680812#13 Fax.: (66) 02-8680860 www.jiranatee.com

NSC - TISI - TIS 17025 CALIBRATION 0367

CERTIFICATE OF CALIBRATION

Certificate No.: CL-041-66
Page 1 of 2

Equipment Name: Data Logger with Temperature Sensor
Manufacturer: Novalynx
Model: 110-WS-25DL-D
Serial No.: A5444
ID No.: RYG_FS0435

REVIEW BY Nonakorn P.
APPROVED BY
NEXT CAL DATE 22/8/24

Customer
Name: ALS laboratory group (Thailand) Co., Ltd.
Address: 104 Phatthanakan 40, Phatthanakan Rd., Khwaeng Suan Luang, Khet Suan Luang, Bangkok 10250 Thailand.

Received date: 21 Feb 2023
Calibration date: 22 Feb 2023
Issue date: 23 Feb 2023

Reference Used During Calibration
1.Standard Temperature Probe Model: STS-100 A500, Serial No.: 667682-09, Due date: 23 Mar 2023
2.Digital Temperature Indicator Model: DTI-1000-A MK II, Serial No.: 671407-00591 Due date: 22 July 2023

Calibration Condition
Temperature: (23±3)˚C
Relative Humidity: (55±15)%

Calibration Procedure
The temperature calibration was done by In-House calibration method as WI-CL-001 according to comparison method with standard digital temperature indicator and standard temperature probe. The temperature scale use was based on ITS-90.

Traceability
The measurement results are traceable to the international system of units (SI) through National Institute of Metrology Thailand (NIMT) Certificate number: TT-0034-22, Certificate number: ER-0092-22

Calibrated by
☐ Mr. Sorawit Thachalad
☑ Miss Jittraporn Lertsomphol

Approved Signatory:
Mr. Parinya Booncharoen
Calibration Department Manager

THIS CERTIFICATE MAY NOT BE REPRODUCED EXCEPT IN FULL UNLESS PERMISSION FOR REPRODUCTION HAS BEEN OBTAINED IN WRITING FROM THE LABORATORY.

63/14-15,67/35-36, Soi Petchkasem7,7/1, Petchkasem Rd,
Watthapra, Bangkokyai, Bangkok 10600 Thailand.
TeL: (66) 02-8680812#13 Fax.: (66) 02-8680860 www.jiranatee.com

Result of Calibration:- ☑ Without Adjustment ☐ With Adjustment

Calibration Range: 20-40 ˚C

Function:
This equipment was connected with temperature sensor Model: HMP60 S/N: R1131112.

Dimension : Diameter 12 mm. Length 80 mm.

Immersion Depth (mm)	Standard Reading (˚C)	UUC Reading (˚C)	Error (˚C)	Uncertainty (˚C)
60	20.061	19.8	-0.3	0.099
60	25.060	24.8	-0.3	0.099
60	30.053	29.6	-0.5	0.099
60	35.051	34.5	-0.6	0.099
60	40.046	39.5	-0.5	0.099

UUC*: Unit Under Calibration
The reported expanded uncertainty is based on standard uncertainty multiplied by a coverage factor k=2 providing a level of confidence of approximately 95%

★ End of Certificate ★

63/14-15,67/35-36, Soi Petchkasem7,7/1, Petchkasem Rd,
Watthapra, Bangkokyai,Bangkok 10600 Thailand.
Tel.: (66) 02-8680812#13 Fax.: (66) 02-8680860 www.jiranatee.com

CERTIFICATE OF CALIBRATION

Calibration No. : RH-01022023
Page 1 of 1 Pages

Measurement Item : Relative humidity with data logger
Manufacturer : Novalynx
Model/Type : 110-WS-25DL-D
Serial Number : A5444
ID No. : RYG_FS0435
Customer : ALS laboratory group (Thailand) Co., Ltd.
: 104 Phatthanakan 40, Phatthanakan Rd., Khwaeng Suan Luang, Khet Suan Luang, Bangkok 10250 Thailand.

Environmental Condition:
The measurement was carried out in an ambient temperature of (25±3)˚C, and relative humidity of (50±15)%.

Measurement Method:
Unit Under Calibration (UUC) was calibrated by comparison method with standard thermo hygrometer in the humidity generator chamber to determine the errors.

Traceability:
This instrument was calibrated using standard equipment whose accuracy is traceability through National Institute of Standards and Technology to the international system of units (SI) via MCS Calibration, Inc. Certificate number: 20314-101. Due date: Mar 14, 2023.

Measurement Date : Feb 22, 2023
Issued Date : Feb 23, 2023

Measurement Results:
This equipment was connected with Indoor air quality probe and Displayed (UR) on display. Model: HMP60, Serial number: R1131112.
Calibration was performed in the range of 20%RH to 80%RH
The results of calibration are reported in table below.

Determined (%RH)	Standard (Reading) (%RH)	UUC (Reading) (%RH)	Error (%RH)	Uncertainty ±(%RH)
20	20.07	18.5	-1.6	0.52
50	50.29	47.9	-2.4	0.52
80	80.28	77.6	-2.7	0.52

Performed by
☐ Mr. Sorawit Thachalad
☑ Miss Jittraporn Lertsomphol

Approved Signatory:
Mr. Parinya Booncharoen
Calibration Department Manager

THIS CALIBRATION REPORT MAY NOT BE REPRODUCED EXCEPT IN FULL UNLESS PERMISSION FOR REPRODUCTION HAS BEEN OBTAINED IN WRITING FROM THE LABORATORY.

JIRANATEE ASSOCIATES CO.,LTD.
Jiranatee Associates Co.,Ltd.
63/14-15, 67/35-36
Petchkasem 7,7/1, Rd. Watthapra, Bangkokyai,
Bangkok 10600 (Thailand)
Tel: +66680680812
Mobile: +66863999453
E-mail: jnac-calibration@jiranatee.com
Web site: www.jiranatee.com

Accredited calibration laboratory
ISO/IEC 17025:2017
NSC-TISI-TIS 17025
CALIBRATION 0367

Pressure measurement laboratory
Calibration services department.

NSC - TISI - TIS 17025
CALIBRATION 0367

CERTIFICATE OF CALIBRATION

Certificate No. : CL-006-66

MEASUREMENT ITEM : Digital barometer
MANUFACTURER : Novalynx
MODEL/TYPE : 110-WS-25BP
SERIAL NUMBER : A5444
ID NUMBER : RYG_FS0435
CONDITION AS-RECEIVED : Used item
CUSTOMER : ALS laboratory group (Thailand) Co., Ltd.
104 Phatthanakan 40, Phatthanakan Rd, Khwaeng Suan Luang, Khet Suan Luang, Bangkok 10250 Thailand.

RECEIVED DATE : 21 Feb 2023
MEASUREMENT DATE : 23 Feb 2023
ISSUE DATE : 23 Feb 2023

Calibration procedure:
The pressure calibration was done by In-house calibration method as WI-CL-003 according to comparison method with Digital pressure calibrator based on DKD-R 6-1

Traceability:
The measurement results are traceable to the international system of units (SI) through the NIMT (National Metrology Institute of Thailand) which complies with the requirements of ISO/IEC17025:2017, ANSI/NCSL Z540-1 via Certificate number: MP-0205-22

The reported uncertainty is based on a standard uncertainty multiplied by a coverage k=2, providing a level of confidence of approximately 95%.

CONDITION OF THIS RESULT OF CALIBRATION:
1. Reference Standard Instrument:

Instrument	Model	Serial No.	Certificate No.	Due Date
Absolute Pressure Transducer	CPG2500	4100126P	MP-0205-22	02 Dec 2023

1. Calibration effort for calibration sequence A
2. The UUC* was installed in vertical orientation above reference standard instrument and center of UUC* was used as the reference level.
3. Calibration conditions:
4. Condition : ☑ Normal ☐ Abnormal
Pressure transmitting medium : Air
ρ_N (20°C, 1 bar) : 1.19 kg/m^3
H_{amb} : (55±15) %
t_{amb} : (23±3) °C
P_{amb} : (1010±10) mbar
5. The certificate is valid only to the item calibrated on date and place of calibration

Calibrated by:
☑ Mr. Sorawit Thachalad
☐ Miss Jittraporn Lertsomphol

Approved signatory:
Mr. Parinya Booncharoen
Calibration Department Manager

THIS CERTIFICATE REPORT MAY NOT BE REPRODUCED EXCEPT IN FULL UNLESS PERMISSION FOR REPRODUCTION HAS BEEN OBTAINED IN WRITING FROM THE LABORATORY

JNAC
JIRANATEE ASSOCIATES CO.,LTD.
Jiranatee Associates Co.,Ltd
63/14-15, 67/35-36
Petchkasem 7,7/1, Rd. Watthapra, Bangkokyai,
Bangkok 10600(Thailand)
Tel: +6608680812
Mobile: +66863999453
E-mail: jnac-calibration@jiranatee.com
Web site: www.jiranatee.com

Accredited calibration laboratory
ISO/IEC 17025:2017
NSC-TISI-TIS 17025
CALIBRATION 0367

Pressure measurement laboratory
Calibration services department.

NSC - TISI - TIS 17025
CALIBRATION 0367

CERTIFICATE OF CALIBRATION

Certificate No. : CL-006-66

MEASUREMENT RESULTS : ☑ Without adjustment ☐ With adjustment

CALIBRATION IN THE RANGE OF : 950 – 1050 mbar

The results of calibration and associated measurement uncertainties are reported in the table below.

STD (mbar)	UUC* (mbar)	Error (mbar)	Uncertainty (k=2) (mbar)
950.14	950.9	0.8	0.96
970.08	970.6	0.5	0.67
990.07	990.4	0.3	0.54
1010.03	1010.1	0.1	0.38
1030.02	1029.9	-0.1	0.39
1050.02	1049.6	-0.4	0.58

Note: UUC* Unit Under Calibration
: To convert the result in report unit to Pa should be multiply by 100

End of certificate

Jiranatee Associates Co., Ltd.

JNAC
JIRANATEE ASSOCIATES CO.,LTD.
Jiranatee Associates Co.,Ltd
63/14-15, 67/35-36
Petchkasem 7,7/1, Rd. Watthapra, Bangkokyai,
Bangkok 10600(Thailand)
Tel: +6608680812
Mobile: +66863999453
E-mail: jnac-calibration@jiranatee.com
Web site: www.jiranatee.com

Accredited calibration laboratory
ISO/IEC 17025:2017
NSC-TISI-TIS 17025
CALIBRATION 0367

Air speed measurement laboratory
Calibration services department.

Certificate Number
CL-025-66

CERTIFICATE OF CALIBRATION

MEASUREMENT ITEM : Cup anemometer
MANUFACTURER : Novalynx
MODEL/TYPE : Sensor: WS-02F
Data logger: 110-WS-25DL-D
SERIAL NUMBER : Sensor: WSD-003
Data logger: A5444
ID NUMBER : RYG_FS0435
CONDITION AS-RECEIVED : Used item
CUSTOMER : ALS laboratory group (Thailand) Co., Ltd.
104 Phatthanakan 40, Phatthanakan Rd, Khwaeng Suan Luang, Khet Suan Luang, Bangkok 10250 Thailand.

RECEIVED DATE : 21 Feb 2023
MEASUREMENT DATE : 22 Feb 2023
ISSUE DATE : 23 Feb 2023

ENVIRONMENTAL CONDITIONS:
Ambient condition in the laboratory are as follow:

Temperature	: 23.0 ± 3.0	°C
Relative Humidity	: 55.0 ± 15.0	%RH
Atmospheric Pressure	: 1010 ± 10	hPa

PLACE OF CALIBRATION : Eiffel-type wind tunnel of Jiranatee Associates Co., Ltd.

CALIBRATION CONDITIONS

: Wind tunnel cross-section area[1]	900	cm^2
Win direction frontal area[2]	100	cm^2
Diameter of mounting pipe[3]	-	mm
Blockage ratio of test object[4]	0.111	[-]

Preconditioning : 24 hours at ambient conditions.
Measurement Condition : The average values during measurement are (23.5) °C, (50.1) %RH and (1012.5) hPa.

TABULATION OF RESULTS:
The table on next page give the measured values.

Calibrated by:
☑ Mr. Sorawit Thachalad
☐ Miss Jittraporn Lertsomphol

Approved signatory: Mr. Parinya Boonchareon
Calibration Department Manager

Calibration procedure:
The cup anemometer was calibrated against Standard air velocity transducer model: 8455-12 and pitot tube with precision differential pressure meter model: DPM2500 in an close test section of Eiffel-type wind tunnel with 900 cm^2 cross test section area. The WI-CL-007 based on IEC 61400-12-1, Wind energy generation systems – Part 12-1: Power performance measurements of electricity producing wind turbines, March 2017 was used as a calibration guideline.

Traceability:
This certificate provides a traceability of The measurement to recognized the national standards, and to realization of the international system of units (SI) through the NIMT (National Metrology Institute of Thailand) via Certificate number: MW-0052-21 and MW-0066-22

Uncertainty of Measurement:
The reported uncertainty of measurement is based on the standard uncertainty multiplied by a coverage factor k=2, Which for a normal distribution corresponds to a coverage probability of approximately 95%. The standard uncertainty has been determined in accordance with the GUM 'Evaluation of measurement data - Guide to the expression of uncertainty in measurement'

Remark:
[1] Nozzle cross-section area of the wind tunnel
[2] Projected cross-section area of the tested object include mounting pipe
[3] Diameter of mounting pipe
[4] Ratio [2] to [1]

THIS CERTIFICATE OF CALIBRATION MAY NOT BE REPRODUCED EXCEPT IN FULL UNLESS PERMISSION FOR REPRODUCTION HAS BEEN OBTAINED IN WRITING FROM THE LABORATORY

Certificate Number
CL-025-66

MEASUREMENT RESULTS [5]

The cup anemometer, Unit Under Calibration (UUC) was exercise at 10 m/s for 5 minutes prior to calibration being performed. The standard air velocity 0.5 m/s to 5 m/s was calculated by a standard air velocity transducer and above 5 m/s to 30 m/s was calculated by a pitot tube with precision differential pressure meter which was installed 40 mm and 300 mm respectively away from wind tunnel nozzle, UUC was installed at center of the test section. The calibration was carried out under both rising and falling air velocity in the range of 1 m/s to 16 m/s at calibration interval of 1 m/s. The results of calibration and associated measurement uncertainties are reported in the table below.

v_{std}[6] (m/s)	Temp. wind tunnel (°C)	Temp. room (°C)	v_{uuc}[7] (m/s)	Error (m/s)	U (k=2) (m/s)
0.984	23.50	23.50	0.8	-0.2	0.16
2.034	23.50	23.50	1.8	-0.2	0.16
3.044	23.46	23.50	2.9	-0.2	0.18
4.134	23.50	23.50	3.9	-0.2	0.19
5.01	23.32	23.50	4.8	-0.2	0.20
5.99	23.50	23.50	5.8	-0.2	0.18
7.05	23.40	23.50	6.9	-0.2	0.19
8.16	23.50	23.50	8.0	-0.2	0.24
9.09	23.20	23.50	8.9	-0.2	0.20
10.09	23.32	23.50	10.0	-0.1	0.23
11.15	23.24	23.50	10.9	-0.2	0.22
12.12	23.44	23.50	12.0	-0.1	0.24
13.20	23.40	23.50	13.0	-0.2	0.23
14.23	23.20	23.50	14.1	-0.2	0.26
15.23	23.50	23.50	15.0	-0.2	0.23
16.28	23.40	23.50	16.1	-0.2	0.25

Remark:
[5] Calibration results only count for the tested circumstances and environmental conditions during which calibration took place
[6] Velocity of standard
[7] Velocity of Unit Under Calibration

PHOTO OF CALIBRATION SET-UP

Calibration set-up of the cup anemometer calibration in the wind tunnel of Jiranatee Associates Co., Ltd. The cup anemometer shown may differ from the calibrated one. Remark: The proportion of the set- up is not true to scale due to imaging geometry.

End of Certificate of Calibration

Jiranatee Associates Co., Ltd.

JNAC
JIRANATEE ASSOCIATES CO.,LTD.
Jiranatee Associates Co.,Ltd
63/14-15, 67/35-36
Petchkasem 7,7/1, Rd. Watthapra, Bangkokyai,
Bangkok 10600(Thailand)
Tel: +6608680812
Mobile: +66863999453
E-mail: jnac-calibration@jiranatee.com
Web site: www.jiranatee.com

Accredited calibration laboratory
ISO/IEC 17025:2017
NSC-TISI-TIS 17025
CALIBRATION 0367

Air speed measurement laboratory
Calibration services department.

Certificate Number
CL-023-66

CERTIFICATE OF CALIBRATION

MEASUREMENT ITEM : Wind Direction Sensor
MANUFACTURER : Novalynx
MODEL/TYPE : Sensor: WS-02F
Data logger: 110-WS-25DL-D
SERIAL NUMBER : Sensor: WSD-003
Data logger: A5444
ID NUMBER : RYG_FS0435
CONDITION AS-RECEIVED : Used item
CUSTOMER : ALS laboratory group (Thailand) Co., Ltd.
104 Phatthanakan 40, Phatthanakan Rd, Khwaeng Suan Luang, Khet Suan Luang, Bangkok 10250 Thailand.

RECEIVED DATE : 21 Feb 2023
MEASUREMENT DATE : 22 Feb 2023
ISSUE DATE : 23 Feb 2023

ENVIRONMENTAL CONDITIONS:
Ambient condition in the laboratory are as follow:

Temperature	: 23.0 ± 3.0	°C
Relative Humidity	: 55.0 ± 15.0	%RH
Atmospheric Pressure	: 1010± 10	hPa

PLACE OF CALIBRATION : Eiffel-type wind tunnel of Jiranatee Associates Co., Ltd.

CALIBRATION CONDITION

: Wind tunnel cross-section area[1]	900	cm^2
Win direction frontal area[2]	129	cm^2
Diameter of mounting pipe[3]	-	mm
Blockage ratio of test object[4]	0.143	[-]

Preconditioning : 24 hours at ambient conditions.
Measurement Condition : The average values during measurement are (23.5)°C, (54.8) %RH and (1012.6 hPa.

TABULATION OF RESULTS:
The table on next page give the measured values.

Calibrated by:
☑ Mr. Sorawit Thachalad
☐ Miss Jittraporn Lertsomphol

Approved signatory: Mr. Parinya Boonchareon
Calibration Department Manager

Calibration procedure:
The wind direction sensor was calibrated against Standard Rotary Encoder model: AX40095-DM04-P3-5-U0 in an close test section of Eiffel-type wind tunnel with 900 cm^2 cross test section area. The WI-CL-008 based on IEC 61400-12-1, Wind energy generation systems – Part 12-1: Power performance measurements of electricity producing wind turbines, March 2017 was used as a calibration guideline.

Traceability:
This certificate provides a traceability of The measurement to recognized the national standards, and to realization of the international system of units (SI) through the NIMT (National Metrology Institute of Thailand) via Certificate number: OA-0043-22

Uncertainty of Measurement:
The reported uncertainty of measurement is based on the standard uncertainty multiplied by a coverage factor k=2, Which for a normal distribution corresponds to a coverage probability of approximately 95%. The standard uncertainty has been determined in accordance with the GUM 'Evaluation of measurement data - Guide to the expression of uncertainty in measurement'

Remark:
[1] Nozzle cross-section area of the wind tunnel
[2] Projected cross-section area of the tested object include mounting pipe
[3] Diameter of mounting pipe
[4] Ratio [2] to [1]

THIS CERTIFICATE OF CALIBRATION MAY NOT BE REPRODUCED EXCEPT IN FULL UNLESS PERMISSION FOR REPRODUCTION HAS BEEN OBTAINED IN WRITING FROM THE LABORATORY

Certificate Number
CL-023-66

MEASUREMENT RESULTS [5]

The wind direction sensor was calibrated against standard rotary encoder by comparison method. During calibration, the measurement was carried out at 45° intervals in clockwise and counterclockwise directions after offset adjustment has been made. The flow speed of wind tunnel (usually 5 m/s) is kept constant while the sensor is rotated around its vertical axis. The results of calibration and associated measurement uncertainties are reported in the table below.

Air speed	D'_{std}	D'_{unc}	Error	U (k=2)
m/s	Degree (°)	Degree (°)	Degree (°)	Degree (°)
	0.000	0	0	0.58
	45.000	42	-3	0.74
	90.000	87	-3	0.74
4.99	135.000	132	-3	0.74
	180.000	179	-1	0.74
	225.000	227	2	0.68
	270.000	274	4	0.68
	315.000	320	5	0.68

Remark:

[1] Calibration results only count for the tested circumstances and environmental conditions during which calibration took place

[5] Direction of standard

[7] Direction of Unit Under Calibration

End of Certificate of Calibration

Jiranatee Associates Co., Ltd.

63/14-15,67/35-36, Soi Petchkasem7,7/1, Petchkasem Rd,
Watthapra, Bangkokyai, Bangkok 10600 Thailand.
TTel.: (66) 02-8680812#13 Fax.: (66) 02-8680860 www.jiranatee.com

CERTIFICATE OF CALIBRATION

Certificate No.: CL-201-65
Page 1 of 2

REVIEW BY Manakorn P.
APPROVED BY
NEXT CAL. DATE 9/6/24

Equipment Name: Data Logger with Temperature Sensor
Manufacturer: Novalynx
Model: 200-WS-25LB
Serial No.: A5263
ID No.: BKK_FS0910

Customer
Name: ALS laboratory group (Thailand) Co., Ltd.
Address: 104 Phatthanakan 40, Phatthanakan Rd., Khwaeng Suan Luang, Khet Suan Luang, Bangkok 10250 Thailand.

Received date: 02 Dec 2022
Calibration date: 10 Dec 2022
Issue date: 12 Dec 2022

Reference Used During Calibration
1.Standard Temperature Probe Model: STS-100 A500, Serial No.: 667682-09, Due date: 23 Mar 2023
2.Digital Temperature Indicator Model: DTI-1000-A MK II, Serial No.: 671407-00591 Due date: 22 July 2023

Calibration Condition
Temperature: (23±3)°C
Relative Humidity: (55±15)%

Calibration Procedure
The temperature calibration was done by In-House calibration method as WI-CL-001 according to comparison method with standard digital temperature indicator and standard temperature probe. The temperature scale use was based on ITS-90.

Traceability
The measurement results are traceable to the international system of units (SI) through National Institute of Metrology Thailand (NIMT) Certificate number: TT-0034-22, Certificate number: ER-0092-22

Calibrated by
☑ Mr. Sorawit Thachalad
☐ Miss Jittraporn Lertsomphol

Approved Signatory:
Mr. Parinya Booncharoen
Calibration Department Manager

THIS CERTIFICATE MAY NOT BE REPRODUCEDUCED EXCEPT IN FULL UNLESS PERMISSION FOR REPRODUCTION HAS BEEN OBTAINED IN WRITING FROM THE LABORATORY.

63/14-15,67/35-36, Soi Petchkasem7,7/1, Petchkasem Rd,
Watthapra, Bangkokyai, Bangkok 10600 Thailand.
Tel.: (66) 02-8680812#13 Fax.: (66) 02-8680860 www.jiranatee.com

Certificate No.: CL-201-65
Page 2 of 2

Result of Calibration:- ☑ Without Adjustment ☐ With Adjustment
Calibration Range: 20-40 °C

Function:
This equipment was connected with temperature sensor Model: HMP60 S/N: N0330786.

Dimension : Diameter 12 mm. Length 80 mm.

Immersion Depth (mm)	Standard Reading (°C)	UUC Reading (°C)	Error (°C)	Uncertainty (°C)
60	20.063	19.7	-0.4	0.099
60	25.057	24.7	-0.4	0.099
60	30.049	29.7	-0.3	0.099
60	35.043	34.7	-0.3	0.099
60	40.033	39.7	-0.3	0.099

UUC*: Unit Under Calibration
The reported expanded uncertainty is based on standard uncertainty multiplied by a coverage factor k=2 providing a level of confidence of approximately 95%

★ End of Certificate ★

63/14-15,67/35-36, Soi Petchkasem7,7/1, Petchkasem Rd,
Watthapra, Bangkokyai,Bangkok 10600 Thailand.
Tel.: (66) 02-8680812#13 Fax.: (66) 02-8680860 www.jiranatee.com

CERTIFICATE OF CALIBRATION

Calibration No. : RH-20122022
Page 1 of 1 Pages

Measurement Item : Relative humidity with data logger
Manufacturer : Novalynx
Model/Type : 200-WS-25LB
Serial Number : A5263
ID No. : BKK_FS0910
Customer : ALS laboratory group (Thailand) Co., Ltd.
: 104 Phatthanakan 40, Phatthanakan Rd., Khwaeng Suan Luang, Khet Suan Luang, Bangkok 10250 Thailand.

Environmental Condition:
The measurement was carried out in an ambient temperature of (25±3)°C, and relative humidity of (50±15)%.

Measurement Method:
Unit Under Calibration (UUC) was calibrated by comparison method with standard thermo hygrometer in the humidity generator chamber to determine the errors.

Traceability:
This instrument was calibrated using standard equipment whose accuracy is traceability through National Institute of Standards and Technology to the international system of units (SI) via MCS Calibration, Inc. Certificate number: 20314-101. Due date: Mar 14,2023.

Measurement Date : Dec 10, 2022
Issued Date : Dec 12, 2022

Measurement Results:
This equipment was connected with Indoor air quality probe and Displayed (UR) on display. Model: HMP60, Serial number: N0330786.
Calibration was performed in the range of 20%RH to 80%RH
The results of calibration are reported in table below.

Determined (%RH)	Standard (Reading) (%RH)	UUC (Reading) (%RH)	Error (%RH)	Uncertainty ±(%RH)
20	19.98	18.2	-1.8	0.52
50	50.28	47.8	-2.4	0.54
80	80.38	77.4	-3.0	0.52

Performed by
☑ Mr. Sorawit Thachalad
☐ Miss Jittraporn Lertsomphol

Approved Signatory:
Mr. Parinya Booncharoen.
Calibration Department Manager

THIS CALIBRATION REPORT MAY NOT BE REPRODUCEDUCED EXCEPT IN FULL UNLESS PERMISSION FOR REPRODUCTION HAS BEEN OBTAINED IN WRITING FROM THE LABORATORY.

JIRANATEE ASSOCIATES CO.,LTD.

Jiranatee Associates Co.,Ltd
63/14-15, 67/35-36
Petchkasem 7,7/1, Rd. Watthapra, Bangkokyai,
Bangkok 10600 (Thailand)
Tel: +66086808 12
Mobile: +66863999453
E-mail: jnac-calibration@jiranatee.com
Web site: www.jiranatee.com

Accredited calibration laboratory
ISO/IEC 17025:2017
NSC-TISI-TIS 17025
CALIBRATION 0367

Air speed measurement laboratory
Calibration services department.

Certificate Number
CL-014-65

CERTIFICATE OF CALIBRATION

MEASUREMENT ITEM : Cup anemometer
MANUFACTURER : Novalynx
MODEL/TYPE : Sensor: WS-02F
Data logger: 200-WS-25LB
SERIAL NUMBER : Sensor: -
Data logger: A5263
ID NUMBER : BKK_F50910
CONDITION AS-RECEIVED : Used item
CUSTOMER : ALS laboratory group (Thailand) co., ltd.
104 Phatthanakan 40, Phatthanakan Rd, Khwaeng Suan Luang, Khet Suan Luang, Bangkok 10250 Thailand.

RECEIVED DATE : 02 Dec 2022
MEASUREMENT DATE : 09 Dec 2022
ISSUE DATE : 12 Dec 2022

ENVIRONMENTAL CONDITIONS:
Ambient condition in the laboratory are as follow:

Temperature	: 23.0 ± 3.0	°C
Relative Humidity	: 55.0 ± 15.0	%RH
Atmospheric Pressure	: 1010± 10	hPa

PLACE OF CALIBRATION : Eiffel-type wind tunnel of Jiranatee Associates Co., Ltd.

CALIBRATION CONDITIONS

: Wind tunnel cross-section area[1]	900	cm^2
Win direction frontal area[2]	100	cm^2
Diameter of mounting pipe[3]	-	mm
Blockage ratio of test object[4]	0.111	[-]

Preconditioning : 24 hours at ambient conditions.
Measurement Condition : The average values during measurement are (24.3) °C, (46.3) %RH and (1011.4) hPa.

TABULATION OF RESULTS:
The table on next page give the measured values.

Calibration procedure:
The cup anemometer was calibrated against Standard air velocity transducer model: 8455-32 and pitot tube with precision differential pressure meter model: DPM2500 in an close test section of Eiffel-type wind tunnel with 900 cm^2 cross test section area. The WI-CL-007 based on IEC 61400-12-1, Wind energy generation systems – Part 12-1: Power performance measurements of electricity producing wind turbines, March 2017 was used as a calibration guideline.

Traceability:
This certificate provides a traceability of The measurement to recognized the national standards, and to realization of the international system of units (SI) through the NIMT (National Metrology Institute of Thailand) via Certificate number: MW-0052-21 and MW-0066-22

Uncertainty of Measurement:
The reported uncertainty of measurement is based on the standard uncertainty multiplied by a coverage factor k=2, Which for a normal distribution corresponds to a coverage probability of approximately 95%. The standard uncertainty has been determined in accordance with the GUM 'Evaluation of measurement data - Guide to the expression of uncertainty in measurement'

Calibrated by:
☑ Mr. Sorawit Thachalad
☐ Miss Jittragorn Lertsomphol

Approved signatory: Mr. Parinya Boonchareon
Calibration Department Manager

Remark:
[1] Nozzle cross-section area of the wind tunnel
[2] Projected cross-section area of the tested object include mounting pipe
[3] Diameter of mounting pipe
[4] Ratio [2] to [1]

THIS CERTIFICATE OF CALIBRATION MAY NOT BE REPRODUCED EXCEPT IN FULL UNLESS PERMISSION FOR REPRODUCTION HAS BEEN OBTAINED IN WRITING FROM THE LABORATORY

Certificate Number
CL-014-65

MEASUREMENT RESULTS [5]

The cup anemometer, Unit Under Calibration (UUC) was exercise at 10 m/s for 5 minutes prior to calibration being performed. The standard air velocity 0.5 m/s to 5 m/s was calculated by a standard air velocity transducer and above 5 m/s to 30 m/s was calculated by a pitot tube with precision differential pressure meter which was installed 40 mm and 300 mm respectively away from wind tunnel nozzle, UUC was installed at center of the test section. The calibration was carried out under both rising and falling air velocity in the range of 1 m/s to 16 m/s at calibration interval of 1 m/s. The results of calibration and associated measurement uncertainties are reported in the table below.

v_{std}[2] (m/s)	Temp. wind tunnel (°C)	Temp. room (°C)	v_{uuc}[3] (m/s)	Error (m/s)	U (k=2) (m/s)
0.977	24.18	24.25	0.8	-0.2	0.15
2.043	24.30	24.25	1.8	-0.2	0.16
3.068	24.10	24.25	2.9	-0.2	0.21
4.197	24.58	24.25	3.9	-0.3	0.19
5.02	24.06	24.25	4.8	-0.2	0.22
6.01	24.54	24.25	5.9	-0.1	0.18
7.06	23.94	24.25	6.8	-0.2	0.18
8.17	24.40	24.25	8.0	-0.2	0.18
9.11	23.90	24.25	9.0	-0.1	0.22
10.10	24.24	24.25	10.0	-0.1	0.24
11.17	23.88	24.25	11.0	-0.1	0.24
12.16	24.16	24.25	12.0	-0.2	0.23
13.19	24.00	24.25	13.0	-0.2	0.25
14.25	24.10	24.25	14.1	-0.2	0.26
15.25	24.06	24.25	15.1	-0.1	0.24
16.31	24.08	24.25	16.1	-0.3	0.35

Remark:
[5] Calibration results only count for the tested circumstances and environmental conditions during which calibration took place
[2] Velocity of standard
[3] Velocity of Unit Under Calibration

PHOTO OF CALIBRATION SET-UP



Calibration set-up of the cup anemometer calibration in the wind tunnel of Jiranatee Associates Co., Ltd. The cup anemometer shown may differ from the calibrated one. Remark: The proportion of the set- up is not true to scale due to imaging geometry.

End of Certificate of Calibration

JIRANATEE ASSOCIATES CO.,LTD.

Jiranatee Associates Co.,Ltd
63/14-15, 67/35-36
Petchkasem 7,7/1, Rd. Watthapra, Bangkokyai,
Bangkok 10600 (Thailand)
Tel: +66086808 12
Mobile: +66863999453
E-mail: jnac-calibration@jiranatee.com
Web site: www.jiranatee.com

Accredited calibration laboratory
ISO/IEC 17025:2017
NSC-TISI-TIS 17025
CALIBRATION 0367

Air speed measurement laboratory
Calibration services department.

Certificate Number
CL-014-65

CERTIFICATE OF CALIBRATION

MEASUREMENT ITEM : Wind Direction Sensor
MANUFACTURER : Novalynx
MODEL/TYPE : Sensor: WS-02F
Data logger: 200-WS-25LB
SERIAL NUMBER : Sensor: -
Data logger: A5263
ID NUMBER : BKK_F50910
CONDITION AS-RECEIVED : Used item
CUSTOMER : ALS laboratory group (Thailand) co., ltd.
104 Phatthanakan 40, Phatthanakan Rd, Khwaeng Suan Luang, Khet Suan Luang, Bangkok 10250 Thailand.

RECEIVED DATE : 02 Dec 2022
MEASUREMENT DATE : 12 Dec 2022
ISSUE DATE : 12 Dec 2022

ENVIRONMENTAL CONDITIONS:
Ambient condition in the laboratory are as follow:

Temperature	: 23.0 ± 3.0	°C
Relative Humidity	: 55.0 ± 15.0	%RH
Atmospheric Pressure	: 1010± 10	hPa

PLACE OF CALIBRATION : Eiffel-type wind tunnel of Jiranatee Associates Co., Ltd.

CALIBRATION CONDITION

: Wind tunnel cross-section area[1]	900	cm^2
Win direction frontal area[2]	129	cm^2
Diameter of mounting pipe[3]	-	mm
Blockage ratio of test object[4]	0.143	[-]

Preconditioning : 24 hours at ambient conditions.
Measurement Condition : The average values during measurement are (24.3)°C, (48.2) %RH and (1007.5) hPa.

TABULATION OF RESULTS:
The table on next page give the measured values.

Calibration procedure:
The wind direction sensor was calibrated against Standard Rotary Encoder model: AX4009TS-DM04-P3-S-U0 in an close test-section of Eiffel-type wind tunnel with 900 cm^2 cross test section area. The WI-CL-008 based on IEC 61400-12-1, Wind energy generation systems – Part 12-1: Power performance measurements of electricity producing wind turbines, March 2017 was used as a calibration guideline.

Traceability:
This certificate provides a traceability of The measurement to recognized the national standards, and to realization of the international system of units (SI) through the NIMT (National Metrology Institute of Thailand) via Certificate number: DA-0043-22

Uncertainty of Measurement:
The reported uncertainty of measurement is based on the standard uncertainty multiplied by a coverage factor k=2, Which for a normal distribution corresponds to a coverage probability of approximately 95%. The standard uncertainty has been determined in accordance with the GUM 'Evaluation of measurement data - Guide to the expression of uncertainty in measurement'

Calibrated by:
☑ Mr. Sorawit Thachalad
☐ Miss Jittragorn Lertsomphol

Approved signatory: Mr. Parinya Boonchareon
Calibration Department Manager

Remark:
[1] Nozzle cross-section area of the wind tunnel
[2] Projected cross-section area of the tested object include mounting pipe
[3] Diameter of mounting pipe
[4] Ratio [2] to [1]

THIS CERTIFICATE OF CALIBRATION MAY NOT BE REPRODUCED EXCEPT IN FULL UNLESS PERMISSION FOR REPRODUCTION HAS BEEN OBTAINED IN WRITING FROM THE LABORATORY

Certificate Number
CL-014-65

MEASUREMENT RESULTS [5]

The wind direction sensor was calibrated against standard rotary encoder by comparison method. During calibration, the measurement was carried out at 45° intervals in clockwise and counterclockwise directions after offset adjustment has been made. The flow speed of wind tunnel (usually 5 m/s) is kept constant while the sensor is rotated around its vertical axis. The results of calibration and associated measurement uncertainties are reported in the table below.

Air speed m/s	D'_{std} Degree (°)	D'_{uuc} Degree (°)	Error Degree (°)	U (k=2) Degree (°)
	0.001	0	0	0.58
	45.000	41	-4	0.68
	90.000	87	-3	0.58
5.02	135.000	135	0	0.74
	180.000	182	2	0.68
	225.001	227	2	0.68
	270.000	274	4	0.68
	315.000	319	4	0.74

Remark:
[5] Calibration results only count for the tested circumstances and environmental conditions during which calibration took place
[2] Direction of standard
[3] Direction of Unit Under Calibration

End of Certificate of Calibration

Jiranatee Associates Co., Ltd.

JNAC
JIRANATEE ASSOCIATES CO.,LTD.

Jiranatee Associates Co.,Ltd
63/14-15, 67/35-36
Petchkasem 7,7/1, Rd.Watthapra, Bangkokyai,
Bangkok 10600 (Thailand)
Tel: +6608680812
Mobile: +66863999453
E-mail: jnac-calibration@jiranatee.com
Web site: www.jiranatee.com

Accredited calibration laboratory
ISO/IEC 17025:2017
NSC-TISI-TIS 17025
CALIBRATION 0367

Air speed measurement laboratory
Calibration services department.

REVIEW BY Morakorn P.
APPROVED BY [signature]
NEXT CAL. DATE 20/12/24

Certificate Number
CC-015-66

CERTIFICATE OF CALIBRATION

MEASUREMENT ITEM : Cup anemometer
MANUFACTURER : Novalynx
MODEL/TYPE : Sensor: WS-02FA
Data logger: 110-WS-25DL-D
SERIAL NUMBER : Sensor: WSD-A5980
Data logger: A5980
ID NUMBER : RYG_FS0649
CONDITION AS-RECEIVED : New item
CUSTOMER : ALS laboratory group (Thailand) Co., Ltd.
104 Phatthanakan 40, Phatthanakan Rd, Khwaeng Suan Luang, Khet Suan Luang, Bangkok 10250 Thailand.

RECEIVED DATE : 16 Jun 2023
MEASUREMENT DATE : 20 Jun 2023
ISSUE DATE : 20 Jun 2023

ENVIRONMENTAL CONDITIONS:
Ambient condition in the laboratory are as follow:

Temperature	: 23.0 ± 3.0	°C
Relative Humidity	: 55.0 ± 15.0	%RH
Atmospheric Pressure	: 1010 ± 10	hPa

PLACE OF CALIBRATION : Eiffel-type wind tunnel of Jiranatee Associates Co., Ltd.

CALIBRATION CONDITIONS

: Wind tunnel cross-section area[1]	900	cm^2
Win direction frontal area[2]	100	cm^2
Diameter of mounting pipe[3]	-	mm
Blockage ratio of test object[4]	0.111	[-]

Preconditioning : 24 hours at ambient conditions.
Measurement Condition : The average values during measurement are (24.4) °C, (41.8) %RH and (1011.5) hPa.

TABULATION OF RESULTS:
The table on next page give the measured values.

Calibration procedure:
The cup anemometer was calibrated against Standard air velocity transducer model: 8455-12 and pitot tube with precision differential pressure meter model: DPM2500 in an close test-section of Eiffel-type wind tunnel with 900 cm^2 cross test section area. The WI-CL-007 based on IEC 61400-12-1, Wind energy generation systems – Part 12-1: Power performance measurements of electricity producing wind turbines, March 2017 was used as a calibration guideline.

Traceability:
This certificate provides a traceability of The measurement to recognized the national standards, and to realization of the international system of units (SI) through the NIMT (National Metrology Institute of Thailand) via Certificate number: MW-0052-21 and MW-0066-22

Uncertainty of Measurement:
The reported uncertainty of measurement is based on the standard uncertainty multiplied by a coverage factor k=2, Which for a normal distribution corresponds to a coverage probability of approximately 95%. The standard uncertainty has been determined in accordance with the GUM 'Evaluation of measurement data - Guide to the expression of uncertainty in measurement'

Calibrated by:
☑ Mr. Sorawit Thachalad
☐ Miss Jittraporn Lertsomphol

Approved signatory: [signature]
Mr. Parinya Booncharoen
Calibration Department Manager

Remark:
[1] Nozzle cross-section area of the wind tunnel
[2] Projected cross-section area of the tested object include mounting pipe
[3] Diameter of mounting pipe
[4] Ratio [2] to [1]

THIS CERTIFICATE OF CALIBRATION MAY NOT BE REPRODUCED EXCEPT IN FULL UNLESS PERMISSION FOR REPRODUCTION HAS BEEN OBTAINED IN WRITING FROM THE LABORATORY

Jiranatee Associates Co., Ltd.

Certificate Number
CC-015-66

MEASUREMENT RESULTS [5]

The cup anemometer, Unit Under Calibration (UUC) was exercise at 10 m/s for 5 minutes prior to calibration being performed. The standard air velocity 0.5 m/s to 5 m/s was calculated by a standard air velocity transducer and above 5 m/s to 30 m/s was calculated by a pitot tube with precision differential pressure meter which was installed 40 mm and 300 mm respectively away from wind tunnel nozzle, UUC was installed at center of the test section. The calibration was carried out under both rising and falling air velocity in the range of 1 m/s to 16 m/s at calibration interval of 1 m/s. The results of calibration and associated measurement uncertainties are reported in the table below.

v_{std}[6] (m/s)	Temp. wind tunnel (°C)	Temp. room (°C)	v_{uuc}[7] (m/s)	Error (m/s)	*U (k=2)* (m/s)
1.023	24.30	24.40	0.9	-0.1	0.31
2.025	24.50	24.40	1.9	-0.1	0.31
2.999	24.40	24.40	2.9	-0.1	0.31
4.109	24.34	24.40	4.0	-0.1	0.31
5.03	24.32	24.40	4.9	-0.1	0.31
6.01	24.32	24.40	5.9	-0.1	0.31
7.05	24.24	24.40	7.0	-0.1	0.31
8.17	24.14	24.40	8.0	-0.2	0.31
9.10	24.20	24.40	9.0	-0.1	0.31
10.08	24.10	24.40	9.9	-0.1	0.31
11.14	24.20	24.40	11.0	-0.1	0.31
12.13	24.10	24.40	12.0	-0.2	0.31
13.19	24.14	24.40	13.0	-0.2	0.31
14.23	24.10	24.40	14.0	-0.2	0.31
15.33	24.10	24.40	15.1	-0.2	0.31
16.29	24.10	24.40	16.1	-0.2	0.32

Remark:
[5] Calibration results only count for the tested circumstances and environmental conditions during which calibration took place
[6] Velocity of standard
[7] Velocity of Unit Under Calibration

PHOTO OF CALIBRATION SET-UP

Calibration set-up of the cup anemometer calibration in the wind tunnel of Jiranatee Associates Co., Ltd. The cup anemometer shown may differ from the calibrated one. Remark: The proportion of the set- up is not true to scale due to imaging geometry.

End of Certificate of Calibration

JNAC
JIRANATEE ASSOCIATES CO.,LTD.

Jiranatee Associates Co.,Ltd
63/14-15, 67/35-36
Petchkasem 7,7/1, Rd. Watthapra, Bangkokyai,
Bangkok 10600 (Thailand)
Tel: +6608680812
Mobile: +66863999453
E-mail: jnac-calibration@jiranatee.com
Web site: www.jiranatee.com

Accredited calibration laboratory
ISO/IEC 17025:2017
NSC-TISI-TIS 17025
CALIBRATION 0367

Air speed measurement laboratory
Calibration services department.

Certificate Number
CD-015-66

CERTIFICATE OF CALIBRATION

MEASUREMENT ITEM : Wind Direction Sensor
MANUFACTURER : Novalynx
MODEL/TYPE : Sensor: WS-02FA
Data logger: 110-WS-25DL-D
SERIAL NUMBER : Sensor: WSD-A5980
Data logger: A5980
ID NUMBER : RYG_FS0649
CONDITION AS-RECEIVED : New item
CUSTOMER : ALS laboratory group (Thailand) Co., Ltd.
104 Phatthanakan 40, Phatthanakan Rd, Khwaeng Suan Luang, Khet Suan Luang, Bangkok 10250 Thailand.

RECEIVED DATE : 16 Jun 2023
MEASUREMENT DATE : 20 Jun 2023
ISSUE DATE : 20 Jun 2023

ENVIRONMENTAL CONDITIONS:
Ambient condition in the laboratory are as follow:

Temperature	: 23.0 ± 3.0	°C
Relative Humidity	: 55.0 ± 15.0	%RH
Atmospheric Pressure	: 1010± 10	hPa

PLACE OF CALIBRATION : Eiffel-type wind tunnel of Jiranatee Associates Co., Ltd.

CALIBRATION CONDITION

: Wind tunnel cross-section area[1]	900	cm^2
Win direction frontal area[2]	129	cm^2
Diameter of mounting pipe[3]	-	mm
Blockage ratio of test object[4]	0.143	[-]

Preconditioning : 24 hours at ambient conditions.
Measurement Condition : The average values during measurement are (24.3)°C, (47.4) %RH and (1010.9) hPa.

TABULATION OF RESULTS:
The table on next page give the measured values.

Calibration procedure:
The wind direction sensor was calibrated against Standard Rotary Encoder model: AX4009TS-DM04-P3-5-U0 in an close test-section of Eiffel-type wind tunnel with 900 cm^2 cross test section area. The WI-CL-008 based on IEC 61400-12-1, Wind energy generation systems – Part 12-1: Power performance measurements of electricity producing wind turbines, March 2017 was used as a calibration guideline.

Traceability:
This certificate provides a traceability of The measurement to recognized the national standards, and to realization of the international system of units (SI) through the NIMT (National Metrology Institute of Thailand) via Certificate number: DA-0043-22

Uncertainty of Measurement:
The reported uncertainty of measurement is based on the standard uncertainty multiplied by a coverage factor k=2, Which for a normal distribution corresponds to a coverage probability of approximately 95%. The standard uncertainty has been determined in accordance with the GUM 'Evaluation of measurement data - Guide to the expression of uncertainty in measurement'

Calibrated by:
☑ Mr. Sorawit Thachalad
☐ Miss Jittraporn Lertsomphol

Approved signatory: [signature]
Mr. Parinya Booncharoen
Calibration Department Manager

Remark:
[1] Nozzle cross-section area of the wind tunnel
[2] Projected cross-section area of the tested object include mounting pipe
[3] Diameter of mounting pipe
[4] Ratio [2] to [1]

THIS CERTIFICATE OF CALIBRATION MAY NOT BE REPRODUCED EXCEPT IN FULL UNLESS PERMISSION FOR REPRODUCTION HAS BEEN OBTAINED IN WRITING FROM THE LABORATORY

Certificate Number
CD-015-66

MEASUREMENT RESULTS [5]

The wind direction sensor was calibrated against standard rotary encoder by comparison method. During calibration, the measurement was carried out at 45° intervals in clockwise and counterclockwise directions after offset adjustment has been made. The flow speed of wind tunnel (usually 5 m/s) is kept constant while the sensor is rotated around its vertical axis. The results of calibration and associated measurement uncertainties are reported in the table below.

Air speed m/s	D_{std}[6] Degree (°)	D_{uuc}[7] Degree (°)	Error Degree (°)	*U (k=2)* Degree (°)
5.02	0.000	0	0	1.0
	45.000	43	-2	1.0
	90.000	87	-3	1.0
	135.000	133	-2	1.0
	180.000	180	0	1.0
	225.000	226	1	1.0
	270.000	272	2	1.0
	315.000	318	3	1.0

Remark:
[5] Calibration results only count for the tested circumstances and environmental conditions during which calibration took place
[6] Direction of standard
[7] Direction of Unit Under Calibration

End of Certificate of Calibration

63/14-15,67/35-36, Soi Petchkasem7,7/1, Petchkasem Rd,
Watthapra, Bangkokyai, Bangkok 10600 Thailand.
Tel.: (66) 02-8680812#13 Fax.: (66) 02-8680860 www.jiranatee.com

NSC - TISI - TIS 17025 CALIBRATION 0367

CERTIFICATE OF CALIBRATION

Certificate No. : CT-025-66
Page 1 of 2

Equipment Name: Data Logger with Temperature sensor
Manufacturer: Novalynx
Model: 110-WS-25DL-D
Serial No.: A5980
ID No.: RYG_FS0649

Customer
Name: ALS laboratory group (Thailand) Co., Ltd.
Address: 104 Phatthanakan 40, Phatthanakan Rd., Khwaeng Suan Luang, Khet Suan Luang, Bangkok 10250 Thailand.

Received date: 16 Jun 2023
Calibration date: 20 Jun 2023
Issue date: 22 Jun 2023

Reference Used During Calibration
1.Standard Temperature Probe Model: STS-100 A500, Serial No.: 667682-09, Due date: 28 Mar 2024
2.Digital Temperature Indicator Model: DTI-1000-A MK II, Serial No.: 671407-00591 Due date: 22 July 2023

Calibration Condition
Temperature: (23±3)˚C
Relative Humidity: (55±15)%

Calibration Procedure
The temperature calibration was done by In-House calibration method as WI-CL-001 according to comparison method with standard digital temperature indicator and standard temperature probe. The temperature scale use was based on ITS-90.

Traceability
The measurement results are traceable to the international system of units (SI) through National Institute of Metrology Thailand (NIMT) Certificate number: TT-0038-23, Certificate number: ER-0092-22

Noted: The certificate is valid only to the item calibrated on date and place of calibration.

Calibrated by
☐ Mr. Sorawit Thachalad
☑ Miss Jittraporn Lertsomphol
☐ Miss Ruangrumpai Phoommit

Approved Signatory: .....
Mr. Parinya Booncharoen
Calibration Department Manager

THIS CERTIFICATE MAY NOT BE REPRODUCED EXCEPT IN FULL UNLESS PERMISSION FOR REPRODUCTION HAS BEEN OBTAINED IN WRITING FROM THE LABORATORY.

63/14-15,67/35-36, Soi Petchkasem7,7/1, Petchkasem Rd,
Watthapra, Bangkokyai, Bangkok 10600 Thailand.
Tel.: (66) 02-8680812#13 Fax.: (66) 02-8680860 www.jiranatee.com

Result of Calibration:- ☑ Without Adjustment ☐ With Adjustment

Calibration Range: 20–40 ˚C

Function:
This equipment was connected with temperature sensor Model: HMP60 S/N: V1920214.

Dimension : Diameter 12 mm. Length 80 mm.

Immersion Depth (mm)	Standard Reading (˚C)	UUC Reading (˚C)	Error (˚C)	Uncertainty (˚C)
70	20.057	20.0	-0.1	0.099
70	25.051	24.9	-0.2	0.099
70	30.044	29.8	-0.2	0.099
70	35.039	34.8	-0.2	0.099
70	40.034	39.7	-0.3	0.099

UUC* : Unit Under Calibration
The reported expanded uncertainty is based on standard uncertainty multiplied by a coverage factor k=2 providing a level of confidence of approximately 95%.

★ End of Certificate ★

63/14-15,67/35-36, Soi Petchkasem7,7/1, Petchkasem Rd,
Watthapra, Bangkokyai,Bangkok 10600 Thailand.
Tel.: (66) 02-8680812#13 Fax.: (66) 02-8680860 www.jiranatee.com

CERTIFICATE OF CALIBRATION

Calibration No. : RH-08062023
Page 1 of 1 Pages

Measurement Item : Relative humidity with data logger
Manufacturer : Novalynx
Model/Type : 110-WS-25DL-D
Serial Number : A5980
ID No. : RYG_FS0649
Customer : ALS laboratory group (Thailand) Co., Ltd.
: 104 Phatthanakan 40, Phatthanakan Rd., Khwaeng Suan Luang, Khet Suan Luang, Bangkok 10250 Thailand.

Environmental Condition:
The measurement was carried out in an ambient temperature of (25±3)°C, and relative humidity of (50±15)%.

Measurement Method:
Unit Under Calibration (UUC) was calibrated by comparison method with standard chilled mirror hygrometer model: 1860-3 in the humidity generator chamber to determine the errors.

Traceability:
This instrument was calibrated using standard equipment whose accuracy is traceability through National Institute of Standards and Technology to the international system of units (SI) via MCS Calibration, Inc. Certificate number: 20926-601. Due date: Sep 26, 2024.

Measurement Date : Jun 20, 2023
Issued Date : Jun 22, 2023

Measurement Results:
This equipment was connected with Indoor air quality probe and Displayed (UR) on display. Model: HMP60, Serial number: V1920214.
Calibration was performed in the range of 20%RH to 80%RH
The results of calibration are reported in table below.

Determined (%RH)	Standard (Reading) (%RH)	UUC (Reading) (%RH)	Error (%RH)	Uncertainty ±(%RH)
20	20.04	19.3	-0.7	0.52
50	50.25	49.5	-0.8	0.52
80	80.33	80.5	0.2	0.52

Performed by
☐ Mr. Sorawit Thachalad
☑ Miss Jittraporn Lertsomphol
☐ Miss Ruangrumpai Phoommit

Approved Signatory: .....
Mr. Parinya Booncharoen.
Calibration Department Manager

THIS CALIBRATION REPORT MAY NOT BE REPRODUCED EXCEPT IN FULL UNLESS PERMISSION FOR REPRODUCTION HAS BEEN OBTAINED IN WRITING FROM THE LABORATORY.

JIRANATEE ASSOCIATES CO.,LTD.
Jiranatee Associates Co.,Ltd
63/14-15, 67/35-36
Petchkasem 7,7/1, Rd. Watthapra, Bangkokyai,
Bangkok 10600(Thailand)
Tel: +6608680812
Mobile: +66863999453
E-mail: jnac-calibration@jiranatee.com
Web site: www.jiranatee.com

Accredited calibration laboratory
ISO/IEC 17025:2017
NSC-TISI-TIS 17025
CALIBRATION 0367

Pressure measurement laboratory
Calibration services department.

NSC - TISI - TIS 17025
CALIBRATION 0367

CERTIFICATE OF CALIBRATION

Certificate No. : CP-009-66

MEASUREMENT ITEM : Digital barometer
MANUFACTURER : Novalynx
MODEL/TYPE : Sensor: 110-WS-25BP
Data logger: 110-WS-25DL-D
SERIAL NUMBER : Sensor: BP-A5980
Data logger: A5980
ID NUMBER : RYG_FS0649
CONDITION AS-RECEIVED : New item
CUSTOMER : ALS laboratory group (Thailand) Co., Ltd.
104 Phatthanakan 40, Phatthanakan Rd, Khwaeng Suan Luang, Khet Suan Luang, Bangkok 10250 Thailand.

RECEIVED DATE : 16 Jun 2023
MEASUREMENT DATE : 20 Jun 2023
ISSUE DATE : 20 Jun 2023

Calibration procedure:
The pressure calibration was done by In-house calibration method as WI-CL-003 according to comparison method with Digital pressure calibrator based on DKD-R 6-1

Traceability:
The measurement results are traceable to the international system of units (SI) through the NIMT (National Metrology Institute of Thailand) via Certificate number: MP-0205-22

The reported uncertainty is based on a standard uncertainty multiplied by a coverage k=2, providing a level of confidence of approximately 95%.

CONDITION OF THIS RESULT OF CALIBRATION:
1. Reference Standard Instrument::

Instrument	Model	Serial No.	Certificate No.	Due Date
Absolute Pressure Transducer	CPG2500	4100126P	MP-0205-22	02 Dec 2023

1. Calibration effort for calibration sequence C
2. The UUC* was installed in vertical orientation above reference standard instrument and center of UUC* was used as the reference level.
3. Calibration conditions:
4. Condition : ☑ Normal ☐ Abnormal
Pressure transmitting medium : Air
ρ_{air} (20°C, 1 bar) : 1.19 kg/m^3
H_{amb} : (55±15) %
t_{amb} : (23±3) °C
p_{amb} : (1010±10) mbar
5. The certificate is valid only to the item calibrated on date and place of calibration

Calibrated by:
☑ Mr. Sorawit Thachalad
☐ Miss Jittraporn Lertsomphol

Approved signatory: .....
Mr. Parinya Booncharoen
Calibration Department Manager

Jiranatee Associates Co., Ltd.

THIS CERTIFICATE REPORT MAY NOT BE REPRODUCED EXCEPT IN FULL UNLESS PERMISSION FOR REPRODUCTION HAS BEEN OBTAINED IN WRITING FROM THE LABORATORY

JIRANATEE ASSOCIATES CO.,LTD.
Jiranatee Associates Co.,Ltd
63/14-15, 67/35-36
Petchkasem 7,7/1, Rd. Watthaora, Bangkokyai,
Bangkok 10600(Thailand)
Tel: +6608680812
Mobile: +66863999453
E-mail: jnac-calibration@jiranatee.com
Web site: www.jiranatee.com

Accredited calibration laboratory
ISO/IEC 17025:2017
NSC-TISI-TIS 17025
CALIBRATION 0367

Pressure measurement laboratory
Calibration services department.

NSC - TISI - TIS 17025
CALIBRATION 0367

CERTIFICATE OF CALIBRATION

Certificate No. : CP-009-66

MEASUREMENT RESULTS : ☑ Without adjustment ☐ With adjustment

CALIBRATION IN THE RANGE OF : 950 mbar to 1050 mbar

The results of calibration and associated measurement uncertainties are reported in the table below.

STD (mbar)	UUC* (mbar)	Error (mbar)	Uncertainty (k=2) (mbar)
950.13	950.8	0.6	0.84
970.04	970.4	0.4	0.60
990.10	990.3	0.2	0.46
1010.08	1010.1	0.0	0.37
1030.10	1029.8	-0.3	0.50
1050.08	1049.5	-0.5	0.73

Note: UUC* Unit Under Calibration
: To convert the result in report unit to Pa should be multiply by 100

End of certificate

JNAC JIRANATE ASSOCIATES CO.

Jiranatee Associates Co., Ltd.

JIRANATEE ASSOCIATES CO.,LTD.
Jiranatee Associates Co.,Ltd
63/14-15, 67/35-36
Petchkasem 7,7/1, Rd. Watthaora, Bangkokyai,
Bangkok 10600(Thailand)
Tel: +6608680812
Mobile: +66863999453
E-mail: jnac-calibration@jiranatee.com
Web site: www.jiranatee.com

Accredited calibration laboratory
ISO/IEC 17025:2017
NSC-TISI-TIS 17025
CALIBRATION 0367

Air speed measurement laboratory
Calibration services department.

REVIEW BY Phrakorn P.
APPROVED BY
ISSUE DATE 19/6/24

Certificate Number
CL-020-65

CERTIFICATE OF CALIBRATION

MEASUREMENT ITEM : Cup anemometer
MANUFACTURER : Novalynx
MODEL/TYPE : Sensor: WS-02F
Data logger: 110-WS-25DL-N
SERIAL NUMBER : Sensor: WSD-009
Data logger: A5490
ID NUMBER : NKH_F50055
CONDITION AS-RECEIVED : Used item
CUSTOMER : ALS laboratory group (Thailand) co., ltd.
104 Phatthanakan 40, Phatthanakan Rd, Khwaeng Suan Luang, Khet Suan Luang, Bangkok 10250 Thailand.

RECEIVED DATE : 15 Dec 2022
MEASUREMENT DATE : 20 Dec 2022
ISSUE DATE : 22 Dec 2022

ENVIRONMENTAL CONDITIONS:
Ambient condition in the laboratory are as follow:

Temperature	: 23.0 ± 3.0	°C
Relative Humidity	: 55.0 ± 15.0	%RH
Atmospheric Pressure	: 1010± 10	hPa

PLACE OF CALIBRATION : Eiffel-type wind tunnel of Jiranatee Associates Co., Ltd.

CALIBRATION CONDITIONS

Wind tunnel cross-section area[1]	900	cm^2
Win direction frontal area[2]	100	cm^2
Diameter of mounting pipe[3]	-	mm
Blockage ratio of test object[4]	0.111	(-)

Preconditioning : 24 hours at ambient conditions.
Measurement Condition : The average values during measurement are (23.9) °C, (44.2) %RH and (1014.2) hPa.

TABULATION OF RESULTS:
The table on next page give the measured values.

Calibrated by:
☑ Mr. Sorawit Thachalad
☐ Miss Jittraporn Lertsomphol

JNAC JIRANATE ASSOCIATES CO., LTD.

Approved signatory: .....
Mr. Parinya Booncharoen
Calibration Department Manager

Remark:
[1] Nozzle cross-section area of the wind tunnel
[2] Projected cross-section area of the tested object include mounting pipe
[3] Diameter of mounting pipe
[4] Ratio [2] to [1]

Calibration procedure:
The cup anemometer was calibrated against Standard air velocity transducer model: 8455-12 and pitot tube with precision differential pressure meter model: DPM2500 in an close test section of Eiffel-type wind tunnel with 900 cm^2 cross test section area. The WI-CL-007 based on IEC 61400-12-1, Wind energy generation systems – Part 12-1: Power performance measurements of electricity producing wind turbines, March 2017 was used as a calibration guideline.

Traceability:
This certificate provides a traceability of The measurement to recognized the national standards, and to realisation of the international system of units (SI) through the NIMT (National Metrology Institute of Thailand) via Certificate number: MW-0052-21 and MW-0066-22

Uncertainty of Measurement:
The reported uncertainty of measurement is based on the standard uncertainty multiplied by a coverage factor k=2, Which for a normal distribution corresponds to a coverage probability of approximately 95%. The standard uncertainty has been determined in accordance with the GUM 'Evaluation of measurement data - Guide to the expression of uncertainty in measurement'

THIS CERTIFICATE OF CALIBRATION MAY NOT BE REPRODUCED EXCEPT IN FULL UNLESS PERMISSION FOR REPRODUCTION HAS BEEN OBTAINED IN WRITING FROM THE LABORATORY

Certificate Number
CL-020-65

MEASUREMENT RESULTS [5]

The cup anemometer, Unit Under Calibration (UUC) was exercise at 10 m/s for 5 minutes prior to calibration being performed. The standard air velocity 0.5 m/s to 5 m/s was calculated by a standard air velocity transducer and above 5 m/s to 30 m/s was calculated by a pitot tube with precision differential pressure meter which was installed 40 mm and 300 mm respectively away from wind tunnel nozzle, UUC was installed at center of the test section. The calibration was carried out under both rising and falling air velocity in the range of 1 m/s to 16 m/s at calibration interval of 1 m/s. The results of calibration and associated measurement uncertainties are reported in the table below.

v_{std}[6] (m/s)	Temp. wind tunnel (°C)	Temp. room (°C)	v_{uuc}[7] (m/s)	Error (m/s)	U (k=2) (m/s)
0.993	23.90	23.90	0.8	-0.2	0.15
2.041	23.98	23.90	1.8	-0.2	0.16
3.060	23.76	23.90	2.9	-0.1	0.17
4.146	23.90	23.90	3.9	-0.2	0.20
5.03	23.70	23.90	4.9	-0.2	0.17
6.01	24.00	23.90	5.9	-0.2	0.18
7.05	23.54	23.90	6.9	-0.1	0.18
8.16	23.90	23.90	8.0	-0.2	0.19
9.11	23.50	23.90	9.0	-0.1	0.19
10.09	24.00	23.90	10.0	-0.1	0.23
11.17	23.56	23.90	11.0	-0.1	0.20
12.15	23.94	23.90	12.0	-0.1	0.21
13.20	23.70	23.90	13.1	-0.1	0.25
14.27	23.82	23.90	14.0	-0.2	0.23
15.26	23.70	23.90	15.1	-0.2	0.27
16.30	23.76	23.90	16.0	-0.3	0.23

Remark:
[5] Calibration results only count for the tested circumstances and environmental conditions during which calibration took place
[6] Velocity of standard
[7] Velocity of Unit Under Calibration

PHOTO OF CALIBRATION SET-UP



Calibration set-up of the cup anemometer calibration in the wind tunnel of Jiranatee Associates Co., Ltd. The cup anemometer shown may differ from the calibrated one. Remark: The proportion of the set- up is not true to scale due to imaging geometry.

End of Certificate of Calibration

JNAC JIRANATE ASSOCIATES CO., LTD.

JIRANATEE ASSOCIATES CO.,LTD.
Jiranatee Associates Co.,Ltd
63/14-15, 67/35-36
Petchkasem 7,7/1, Rd. Watthaora, Bangkokyai,
Bangkok 10600(Thailand)
Tel: +6608680812
Mobile: +66863999453
E-mail: jnac-calibration@jiranatee.com
Web site: www.jiranatee.com

Accredited calibration laboratory
ISO/IEC 17025:2017
NSC-TISI-TIS 17025
CALIBRATION 0367

Air speed measurement laboratory
Calibration services department.

Certificate Number
CL-020-65

CERTIFICATE OF CALIBRATION

MEASUREMENT ITEM : Wind Direction Sensor
MANUFACTURER : Novalynx
MODEL/TYPE : Sensor: WS-02F
Data logger: 110-WS-25DL-N
SERIAL NUMBER : Sensor: WSD-009
Data logger: A5490
ID NUMBER : NKH_F50055
CONDITION AS-RECEIVED : Used item
CUSTOMER : ALS laboratory group (Thailand) co., ltd.
104 Phatthanakan 40, Phatthanakan Rd, Khwaeng Suan Luang, Khet Suan Luang, Bangkok 10250 Thailand.

RECEIVED DATE : 15 Dec 2022
MEASUREMENT DATE : 20 Dec 2022
ISSUE DATE : 22 Dec 2022

ENVIRONMENTAL CONDITIONS:
Ambient condition in the laboratory are as follow:

Temperature	: 23.0 ± 3.0	°C
Relative Humidity	: 55.0 ± 15.0	%RH
Atmospheric Pressure	: 1010± 10	hPa

PLACE OF CALIBRATION : Eiffel-type wind tunnel of Jiranatee Associates Co., Ltd.

CALIBRATION CONDITION

Wind tunnel cross-section area[1]	900	cm^2
Win direction frontal area[2]	129	cm^2
Diameter of mounting pipe[3]	-	mm
Blockage ratio of test object[4]	0.143	(-)

Preconditioning : 24 hours at ambient conditions.
Measurement Condition : The average values during measurement are (23.9)°C, (47.2) %RH and (1014.2) hPa.

TABULATION OF RESULTS:
The table on next page give the measured values.

Calibrated by:
☑ Mr. Sorawit Thachalad
☐ Miss Jittraporn Lertsomphol

JNAC JIRANATE ASSOCIATES CO., LTD.

Approved signatory: .....
Mr. Parinya Booncharoen
Calibration Department Manager

Remark:
[1] Nozzle cross-section area of the wind tunnel
[2] Projected cross-section area of the tested object include mounting pipe
[3] Diameter of mounting pipe
[4] Ratio [2] to [1]

Calibration procedure:
The wind direction sensor was calibrated against Standard Rotary Encoder model: AX4009TS-DM04-P3-S-U0 in an close test-section of Eiffel-type wind tunnel with 900 cm^2 cross test section area. The WI-CL-008 based on IEC 61400-12-1, Wind energy generation systems – Part 12-1: Power performance measurements of electricity producing wind turbines, March 2017 was used as a calibration guideline.

Traceability:
This certificate provides a traceability of The measurement to recognized the national standards, and to realisation of the international system of units (SI) through the NIMT (National Metrology Institute of Thailand) via Certificate number: DA-0043-22

Uncertainty of Measurement:
The reported uncertainty of measurement is based on the standard uncertainty multiplied by a coverage factor k=2, Which for a normal distribution corresponds to a coverage probability of approximately 95%. The standard uncertainty has been determined in accordance with the GUM 'Evaluation of measurement data - Guide to the expression of uncertainty in measurement'

THIS CERTIFICATE OF CALIBRATION MAY NOT BE REPRODUCED EXCEPT IN FULL UNLESS PERMISSION FOR REPRODUCTION HAS BEEN OBTAINED IN WRITING FROM THE LABORATORY

Certificate Number
CL-020-65

MEASUREMENT RESULTS [5]

The wind direction sensor was calibrated against standard rotary encoder by comparison method. During calibration, the measurement was carried out at 45° intervals in clockwise and counterclockwise directions after offset adjustment has been made. The flow speed of wind tunnel (usually 5 m/s) is kept constant while the sensor is rotated around its vertical axis. The results of calibration and associated measurement uncertainties are reported in the table below.

Air speed	D°_{ref}	D°_{unc}	Error	U (k=2)
m/s	Degree (°)	Degree (°)	Degree (°)	Degree (°)
	0.000	0	0	0.58
	45.000	41	-4	0.74
	90.001	87	-3	0.68
5.01	135.000	133	-2	0.74
	180.001	180	0	0.74
	225.000	227	2	0.68
	270.001	274	4	0.74
	315.000	320	5	0.58

Remark:

[4] Calibration results only count for the tested circumstances and environmental conditions during which calibration took place

[5] Direction of standard

[6] Direction of Unit Under Calibration

JNAC JIRANATE ASSOCIATES CO., LTD.

End of Certificate of Calibration

Jiranatee Associates Co., Ltd.

JNAC JIRANATE ASSOCIATES CO., LTD.
63/14-15,67/35-36, Soi Petchkasem7,7/1, Petchkasem Rd,
Watthapra, Bangkokyai,Bangkok 10600 Thailand.
Tel.: (66) 02-8680812#13 Fax.: (66) 02-8680860 www.jiranatee.com

CERTIFICATE OF CALIBRATION

Calibration No. : RH-21122022
Page 1 of 1 Pages

Measurement Item : Relative humidity with data logger
Manufacturer : Novalynx
Model/Type : 110-WS-25DL-N
Serial Number : A5490
ID No. : NKH_FS0055
Customer : ALS laboratory group (Thailand) Co., Ltd.
: 104 Phatthanakan 40, Phatthanakan Rd., Khwaeng Suan Luang, Khet Suan Luang, Bangkok 10250 Thailand.

Environmental Condition:
The measurement was carried out in an ambient temperature of (25±3)°C, and relative humidity of (50±15)%.

Measurement Method:
Unit Under Calibration (UUC) was calibrated by comparison method with standard thermo hygrometer in the humidity generator chamber to determine the errors.

Traceability:
This instrument was calibrated using standard equipment whose accuracy is traceability through National Institute of Standards and Technology to the International system of units (SI) via MCS Calibration, Inc. Certificate number: 20314-101. Due date: Mar 14,2023.

Measurement Date : Dec 21, 2022
Issued Date : Dec 22, 2022

Measurement Results:
This equipment was connected with Indoor air quality probe and Displayed (UR) on display. Model: HMP60, Serial number: R3440767.
Calibration was performed in the range of 20%RH to 80%RH
The results of calibration are reported in table below.

Determined (%RH)	Standard (Reading) (%RH)	UUC (Reading) (%RH)	Error (%RH)	Uncertainty ±(%RH)
20	20.04	18.8	-1.3	0.62
50	50.31	48.5	-1.8	0.62
80	80.24	78.4	-1.9	0.62

Performed by
☑ Mr. Sorawit Thachalad
☐ Miss Jittraporn Lertsomphol

JNAC JIRANATE ASSOCIATES CO., LTD.

Approved Signatory: .....
Mr. Parinya Booncharoen.
Calibration Department Manager

THIS CALIBRATION REPORT MAY NOT BE REPRODUCED EXCEPT IN FULL UNLESS PERMISSION FOR REPRODUCTION HAS BEEN OBTAINED IN WRITING FROM THE LABORATORY.

JNAC JIRANATE ASSOCIATES CO., LTD.
63/14-15,67/35-36, Soi Petchkasem7,7/1, Petchkasem Rd,
Watthapra, Bangkokyai, Bangkok 10600 Thailand.
Tel.: (66) 02-8680812#13 Fax.: (66) 02-8680860 www.jiranatee.com

ilac-MRA NSC-TISI-TIS 17025 CALIBRATION 0367

CERTIFICATE OF CALIBRATION

Certificate No.: CL-205-65
Page 1 of 2

Equipment Name: Data Logger with Temperature Sensor
Manufacturer: Novalynx
Model: 110-WS-25DL-N
Serial No.: A5490
ID No.: NKH_FS0055

Customer
Name: ALS laboratory group (Thailand) Co., Ltd.
Address: 104 Phatthanakan 40, Phatthanakan Rd., Khwaeng Suan Luang, Khet Suan Luang, Bangkok 10250 Thailand.

Received date: 15 Dec 2022
Calibration date: 20 Dec 2022
Issue date: 22 Dec 2022

Reference Used During Calibration
1.Standard Temperature Probe Model: STS-100 A500, Serial No.: 667682-09, Due date: 23 Mar 2023
2.Digital Temperature Indicator Model: DTI-1000-A MK II, Serial No.: 671407-00591 Due date: 22 July 2023

Calibration Condition
Temperature: (23±3)°C
Relative Humidity: (55±15)%

Calibration Procedure
The temperature calibration was done by In-House calibration method as WI-CL-001 according to comparison method with standard digital temperature indicator and standard temperature probe. The temperature scale use was based on ITS-90.

Traceability
The measurement results are traceable to the International system of units (SI) through National Institute of Metrology Thailand (NIMT) Certificate number: TT-0034-22, Certificate number: ER-0092-22

Calibrated by
☑ Mr. Sorawit Thachalad
☐ Miss Jittraporn Lertsomphol

JNAC JIRANATE ASSOCIATES CO., LTD.

Approved Signatory: .....
Mr. Parinya Booncharoen
Calibration Department Manager

THIS CERTIFICATE MAY NOT BE REPRODUCED EXCEPT IN FULL UNLESS PERMISSION FOR REPRODUCTION HAS BEEN OBTAINED IN WRITING FROM THE LABORATORY.

JNAC JIRANATE ASSOCIATES CO., LTD.
63/14-15,67/35-36, Soi Petchkasem7,7/1, Petchkasem Rd,
Watthapra, Bangkokyai, Bangkok 10600 Thailand.
Tel.: (66) 02-8680812#13 Fax.: (66) 02-8680860 www.jiranatee.com

ilac-MRA NSC-TISI-TIS 17025 CALIBRATION 0367

Result of Calibration:- ☑ Without Adjustment ☐ With Adjustment
Calibration Range: 20-40 °C

Function:
This equipment was connected with temperature sensor Model: HMP60 S/N: R3440767.

Dimension : Diameter 12 mm. Length 80 mm.

Immersion Depth (mm)	Standard Reading (°C)	UUC Reading (°C)	Error (°C)	Uncertainty (°C)
80	20.064	19.8	-0.2	0.16
80	25.061	24.8	-0.3	0.099
80	30.048	29.7	-0.3	0.16
80	35.045	34.7	-0.3	0.099
80	40.039	39.7	-0.3	0.099

UUC*: Unit Under Calibration
The reported expanded uncertainty is based on standard uncertainty multiplied by a coverage factor k=2 providing a level of confidence of approximately 95%

★ End of Certificate ★

JNAC JIRANATE ASSOCIATES CO., LTD.

JIRANATEE ASSOCIATES CO.,LTD.

Jiranatee Associates Co.,Ltd
63/14-15, 67/35-36
Petchkasem 7,7/1, Rd.Watthapra, Bangkokyai,
Bangkok 10600(Thailand)
Tel: +66868608812
Mobile: +66863999453
E-mail: jnac-calibration@jiranatee.com
Web site: www.jiranatee.com

Accredited calibration laboratory
ISO/IEC 17025:2017
NSC-TISI-TIS 17025
CALIBRATION 0367

Air speed measurement laboratory
Calibration services department.

REVIEW BY Nualcom P.
APPROVED BY
NEXT CAL. DATE 20/12/24

Certificate Number
CC-016-66

CERTIFICATE OF CALIBRATION

MEASUREMENT ITEM : Cup anemometer
MANUFACTURER : Novalynx
MODEL/TYPE : Sensor: WS-02FA
Data logger: 110-WS-25DL-D
SERIAL NUMBER : Sensor: WSD-A5988
Data logger: A5988
ID NUMBER : RYG_FS0650
CONDITION AS-RECEIVED : New item
CUSTOMER : ALS laboratory group (Thailand) Co., Ltd.
104 Phatthanakan 40, Phatthanakan Rd, Khwaeng Suan Luang,
Khet Suan Luang, Bangkok 10250 Thailand.

RECEIVED DATE : 16 Jun 2023
MEASUREMENT DATE : 20 Jun 2023
ISSUE DATE : 20 Jun 2023

ENVIRONMENTAL CONDITIONS:
Ambient condition in the laboratory are as follow:

Temperature	: 23.0 ± 3.0	°C
Relative Humidity	: 55.0 ± 15.0	%RH
Atmospheric Pressure	: 1010 ± 10	hPa

PLACE OF CALIBRATION : Eiffel-type wind tunnel of Jiranatee Associates Co., Ltd.

CALIBRATION CONDITIONS

: Wind tunnel cross-section area[1]	900	cm^2
Win direction frontal area[2]	100	cm^2
Diameter of mounting pipe[3]	-	mm
Blockage ratio of test object[4]	0.111	[-]

Preconditioning : 24 hours at ambient conditions.
Measurement Condition : The average values during measurement are (24.3) °C, (44.7) %RH and (1009.5) hPa.

Calibration procedure:
The cup anemometer was calibrated against Standard air velocity transducer model: 8455-12 and pitot tube with precision differential pressure meter model: DPM2500 in an close test-section of Eiffel-type wind tunnel with 900 cm^2 cross test section area. The WI-CL-007 based on IEC 61400-12-1, Wind energy generation systems – Part 12-1: Power performance measurements of electricity producing wind turbines, March 2017 was used as a calibration guideline.

Traceability:
This certificate provides a traceability of The measurement to recognized the national standards, and to realization of the international system of units (SI) through the NIMT (National Metrology Institute of Thailand) via Certificate number: MW-0052-21 and MW-0066-22

Uncertainty of Measurement:
The reported uncertainty of measurement is based on the standard uncertainty multiplied by a coverage factor k=2, Which for a normal distribution corresponds to a coverage probability of approximately 95%. The standard uncertainty has been determined in accordance with the GUM 'Evaluation of measurement data - Guide to the expression of uncertainty in measurement'

TABULATION OF RESULTS:
The table on next page give the measured values.

Calibrated by:
☑ Mr. Sorawit Thachalad
☐ Miss Jittragorn Lertsomphol

Approved signatory:
Mr. Parinya Booncharoen
Calibration Department Manager

Remark:
[1] Nozzle cross-section area of the wind tunnel
[2] Projected cross-section area of the tested object include mounting pipe
[3] Diameter of mounting pipe
[4] Ratio [2] to [1]

THIS CERTIFICATE OF CALIBRATION MAY NOT BE REPRODUCED EXCEPT IN FULL UNLESS PERMISSION FOR REPRODUCTION HAS BEEN OBTAINED IN WRITING FROM THE LABORATORY

Certificate Number
CC-016-66

MEASUREMENT RESULTS [5]

The cup anemometer, Unit Under Calibration (UUC) was exercise at 10 m/s for 5 minutes prior to calibration being performed. The standard air velocity 0.5 m/s to 5 m/s was calculated by a standard air velocity transducer and above 5 m/s to 30 m/s was calculated by a pitot tube with precision differential pressure meter which was installed 40 mm and 300 mm respectively away from wind tunnel nozzle, UUC was installed at center of the test section. The calibration was carried out under both rising and falling air velocity in the range of 1 m/s to 16 m/s at calibration interval of 1 m/s. The results of calibration and associated measurement uncertainties are reported in the table below.

v_{std}[2] (m/s)	Temp. wind tunnel (°C)	Temp. room (°C)	v_{uuc}[3] (m/s)	Error (m/s)	U (k=2) (m/s)
1.025	24.16	24.30	0.9	-0.1	0.31
2.029	24.50	24.30	1.9	-0.1	0.31
3.013	24.08	24.30	2.9	-0.1	0.31
4.121	24.18	24.30	4.0	-0.1	0.31
5.02	24.00	24.30	4.9	-0.1	0.31
5.99	24.26	24.30	5.9	-0.1	0.31
7.04	23.90	24.30	7.0	-0.1	0.31
8.18	24.12	24.30	8.0	-0.2	0.31
9.09	23.90	24.30	9.0	-0.1	0.31
10.09	24.02	24.30	10.0	-0.1	0.31
11.14	23.86	24.30	11.0	-0.2	0.31
12.15	23.90	24.30	12.0	-0.1	0.31
13.19	23.80	24.30	13.0	-0.2	0.31
14.26	23.88	24.30	14.1	-0.2	0.31
15.23	23.80	24.30	15.0	-0.2	0.31
16.31	23.80	24.30	16.1	-0.2	0.31

Remark:
[1] Calibration results only count for the tested circumstances and environmental conditions during which calibration took place
[2] Velocity of standard
[3] Velocity of Unit Under Calibration

PHOTO OF CALIBRATION SET-UP



Calibration set-up of the cup anemometer calibration in the wind tunnel of Jiranatee Associates Co., Ltd. The cup anemometer shown may differ from the calibrated one. Remark: The proportion of the set- up is not true to scale due to imaging geometry.

End of Certificate of Calibration

JIRANATEE ASSOCIATES CO.,LTD.

Jiranatee Associates Co.,Ltd
63/14-15, 67/35-36
Petchkasem 7,7/1, Rd. Watthapra, Bangkokyai,
Bangkok 10600(Thailand)
Tel: +66868608812
Mobile: +66863999453
E-mail: jnac-calibration@jiranatee.com
Web site: www.jiranatee.com

Accredited calibration laboratory
ISO/IEC 17025:2017
NSC-TISI-TIS 17025
CALIBRATION 0367

Air speed measurement laboratory
Calibration services department.

Certificate Number
CD-016-66

CERTIFICATE OF CALIBRATION

MEASUREMENT ITEM : Wind Direction Sensor
MANUFACTURER : Novalynx
MODEL/TYPE : Sensor: WS-02FA
Data logger: 110-WS-25DL-D
SERIAL NUMBER : Sensor: WSD-A5988
Data logger: A5988
ID NUMBER : RYG_FS0650
CONDITION AS-RECEIVED : New item
CUSTOMER : ALS laboratory group (Thailand) Co., Ltd.
104 Phatthanakan 40, Phatthanakan Rd, Khwaeng Suan Luang,
Khet Suan Luang, Bangkok 10250 Thailand.

RECEIVED DATE : 16 Jun 2023
MEASUREMENT DATE : 20 Jun 2023
ISSUE DATE : 20 Jun 2023

ENVIRONMENTAL CONDITIONS:
Ambient condition in the laboratory are as follow:

Temperature	: 23.0 ± 3.0	°C
Relative Humidity	: 55.0 ± 15.0	%RH
Atmospheric Pressure	: 1010± 10	hPa

PLACE OF CALIBRATION : Eiffel-type wind tunnel of Jiranatee Associates Co., Ltd.

CALIBRATION CONDITION

: Wind tunnel cross-section area[1]	900	cm^2
Win direction frontal area[2]	129	cm^2
Diameter of mounting pipe[3]	-	mm
Blockage ratio of test object[4]	0.143	[-]

Preconditioning : 24 hours at ambient conditions.
Measurement Condition : The average values during measurement are (24.3)°C, (51.8) %RH and (1008.5) hPa.

Calibration procedure:
The wind direction sensor was calibrated against Standard Rotary Encoder model: AX40095-DM04-P3-S-U0 in an close test-section of Eiffel-type wind tunnel with 900 cm^2 cross test section area. The WI-CL-008 based on IEC 61400-12-1, Wind energy generation systems – Part 12-1: Power performance measurements of electricity producing wind turbines, March 2017 was used as a calibration guideline.

Traceability:
This certificate provides a traceability of The measurement to recognized the national standards, and to realization of the international system of units (SI) through the NIMT (National Metrology Institute of Thailand) via Certificate number: DA-0043-22

Uncertainty of Measurement:
The reported uncertainty of measurement is based on the standard uncertainty multiplied by a coverage factor k=2, Which for a normal distribution corresponds to a coverage probability of approximately 95%. The standard uncertainty has been determined in accordance with the GUM 'Evaluation of measurement data - Guide to the expression of uncertainty in measurement'

TABULATION OF RESULTS:
The table on next page give the measured values.

Calibrated by:
☑ Mr. Sorawit Thachalad
☐ Miss Jittragorn Lertsomphol

Approved signatory:
Mr. Parinya Booncharoen
Calibration Department Manager

Remark:
[1] Nozzle cross-section area of the wind tunnel
[2] Projected cross-section area of the tested object include mounting pipe
[3] Diameter of mounting pipe
[4] Ratio [2] to [1]

THIS CERTIFICATE OF CALIBRATION MAY NOT BE REPRODUCED EXCEPT IN FULL UNLESS PERMISSION FOR REPRODUCTION HAS BEEN OBTAINED IN WRITING FROM THE LABORATORY

Certificate Number
CD-016-66

MEASUREMENT RESULTS [5]

The wind direction sensor was calibrated against standard rotary encoder by comparison method. During calibration, the measurement was carried out at 45° intervals in clockwise and counterclockwise directions after offset adjustment has been made. The flow speed of wind tunnel (usually 5 m/s) is kept constant while the sensor is rotated around its vertical axis. The results of calibration and associated measurement uncertainties are reported in the table below.

Air speed m/s	D'_{std} Degree (°)	D'_{uuc} Degree (°)	Error Degree (°)	U (k=2) Degree (°)
5.00	0.000	0	0	1.0
	45.000	42	-3	1.0
	90.000	87	-3	1.0
	135.000	132	-3	1.0
	180.000	179	-1	1.0
	225.000	227	2	1.0
	270.000	273	3	1.0
	315.000	318	3	1.0

Remark:
[1] Calibration results only count for the tested circumstances and environmental conditions during which calibration took place
[2] Direction of standard
[3] Direction of Unit Under Calibration

End of Certificate of Calibration

Jiranatee Associates CO., Ltd.

63/14-15,67/35-36, Soi Petchkasem7,7/1, Petchkasem Rd,
Watthapra, Bangkokyai, Bangkok 10600 Thailand.
Tel.: (66) 02-8680812#13 Fax.: (66) 02-8680860 www.jiranatee.com

CERTIFICATE OF CALIBRATION

Certificate No. : CT-026-66
Page 1 of 2

Equipment Name: Data Logger with Temperature sensor
Manufacturer: Novalynx
Model: 110-WS-25DL-D
Serial No.: A5988
ID No.: RYG_FS0650

Customer
Name: ALS laboratory group (Thailand) Co., Ltd.
Address: 104 Phatthanakan 40, Phatthanakan Rd., Khwaeng Suan Luang, Khet Suan Luang, Bangkok 10250 Thailand.

Received date: 16 Jun 2023
Calibration date: 20 Jun 2023
Issue date: 22 Jun 2023

Reference Used During Calibration
1.Standard Temperature Probe Model: STS-100 A500, Serial No.: 667682-09, Due date: 28 Mar 2024
2.Digital Temperature Indicator Model: DTI-1000-A MK II, Serial No.: 671407-00591 Due date: 22 July 2023

Calibration Condition
Temperature: (23±3)˚C
Relative Humidity: (55±15)%

Calibration Procedure
The temperature calibration was done by In-House calibration method as WI-CL-001 according to comparison method with standard digital temperature indicator and standard temperature probe. The temperature scale use was based on ITS-90.

Traceability
The measurement results are traceable to the international system of units (SI) through National Institute of Metrology Thailand (NIMT) Certificate number: TT-0038-23, Certificate number: ER-0092-22

Noted: The certificate is valid only to the item calibrated on date and place of calibration.

Calibrated by
☐ Mr. Sorawit Thachalad
☑ Miss Jittraporn Lertsomphol
☐ Miss Ruangrumpai Phoommit

JNAC JIRANATE ASSOCIATES CO.,

Approved Signatory: .....
Mr. Parinya Booncharoen
Calibration Department Manager

THIS CERTIFICATE MAY NOT BE REPRODUCED EXCEPT IN FULL UNLESS PERMISSION FOR REPRODUCTION HAS BEEN OBTAINED IN WRITING FROM THE LABORATORY.

63/14-15,67/35-36, Soi Petchkasem7,7/1, Petchkasem Rd,
Watthapra, Bangkokyai, Bangkok 10600 Thailand.
Tel.: (66) 02-8680812#13 Fax.: (66) 02-8680860 www.jiranatee.com

Result of Calibration:- ☑ Without Adjustment ☐ With Adjustment
Calibration Range: 20–40 ˚C

Function:
This equipment was connected with temperature sensor Model: HMP60 S/N: V1920215.

Dimension : Diameter 12 mm. Length 80 mm.

Immersion Depth (mm)	Standard Reading (˚C)	UUC Reading (˚C)	Error (˚C)	Uncertainty (˚C)
70	20.058	20.0	-0.1	0.099
70	25.051	24.9	-0.2	0.099
70	30.044	29.8	-0.2	0.099
70	35.039	34.8	-0.2	0.099
70	40.034	39.7	-0.3	0.099

UUC* : Unit Under Calibration
The reported expanded uncertainty is based on standard uncertainty multiplied by a coverage factor k=2 providing a level of confidence of approximately 95%.

★ End of Certificate ★

JNAC JIRANATE ASSOCIATES CO.,

63/14-15,67/35-36, Soi Petchkasem7,7/1, Petchkasem Rd,
Watthapra, Bangkokyai,Bangkok 10600 Thailand.
Tel.: (66) 02-8680812#13 Fax.: (66) 02-8680860 www.jiranatee.com

CERTIFICATE OF CALIBRATION

Calibration No. : RH-09062023
Page 1 of 1 Pages

Measurement Item : Relative humidity with data logger
Manufacturer : Novalynx
Model/Type : 110-WS-25DL-D
Serial Number : A5988
ID No. : RYG_FS0650
Customer : ALS laboratory group (Thailand) Co., Ltd.
: 104 Phatthanakan 40, Phatthanakan Rd., Khwaeng Suan Luang, Khet Suan Luang, Bangkok 10250 Thailand.

Environmental Condition:
The measurement was carried out in an ambient temperature of (25±3)˚C, and relative humidity of (50±15)%.

Measurement Method:
Unit Under Calibration (UUC) was calibrated by comparison method with standard chilled mirror hygrometer model: 1860-3 in the humidity generator chamber to determine the errors.

Traceability:
This instrument was calibrated using standard equipment whose accuracy is traceability through National Institute of Standards and Technology to the international system of units (SI) via MCS Calibration, Inc. Certificate number: 20926-601. Due date: Sep 26, 2024.

Measurement Date : Jun 20, 2023
Issued Date : Jun 22, 2023

Measurement Results:
This equipment was connected with indoor air quality probe and Displayed (UR) on display. Model: HMP60, Serial number: V1920215.
Calibration was performed in the range of 20%RH to 80%RH
The results of calibration are reported in table below.

Determined (%RH)	Standard (Reading) (%RH)	UUC (Reading) (%RH)	Error (%RH)	Uncertainty ±(%RH)
20	20.03	19.2	-0.9	0.52
50	50.24	49.5	-0.8	0.52
80	80.33	80.5	0.2	0.52

Performed by
☐ Mr. Sorawit Thachalad
☑ Miss Jittraporn Lertsomphol
☐ Miss Ruangrumpai Phoommit

JNAC JIRANATE ASSOCIATES CO., LTD.

Approved Signatory: .....
Mr. Parinya Booncharoen.
Calibration Department Manager

THIS CALIBRATION REPORT MAY NOT BE REPRODUCED EXCEPT IN FULL UNLESS PERMISSION FOR REPRODUCTION HAS BEEN OBTAINED IN WRITING FROM THE LABORATORY.

JNAC
JIRANATEE ASSOCIATES CO.,LTD.
Jiranatee Associates Co.,Ltd
63/14-15, 67/35-36
Petchkasem 7,7/1, Rd.Watthapra, Bangkokyai,
Bangkok 10600(Thailand)
Tel: +66868812
Mobile: +66863999453
E-mail: jnac-calibration@jiranatee.com
Web site: www.jiranatee.com

Accredited calibration laboratory
ISO/IEC 17025:2017
NSC-TISI-TIS 17025
CALIBRATION 0367

Pressure measurement laboratory
Calibration services department.

NSC - TISI - TIS 17025
CALIBRATION 0367

CERTIFICATE OF CALIBRATION

Certificate No. : CP-010-66

MEASUREMENT ITEM : Digital barometer
MANUFACTURER : Novalynx
MODEL/TYPE : Sensor: 110-WS-25BP
Data logger: 110-WS-25DL-D
SERIAL NUMBER : Sensor: BP-A5988
Data logger: A5988
ID NUMBER : RYG_FS0650
CONDITION AS-RECEIVED : New item
CUSTOMER : ALS laboratory group (Thailand) Co., Ltd.
104 Phatthanakan 40, Phatthanakan Rd, Khwaeng Suan Luang, Khet Suan Luang, Bangkok 10250 Thailand.

RECEIVED DATE : 16 Jun 2023
MEASUREMENT DATE : 20 Jun 2023
ISSUE DATE : 20 Jun 2023

Calibration procedure:
The pressure calibration was done by In-house calibration method as WI-CL-003 according to comparison method with Digital pressure calibrator based on DKD-R 6-1

Traceability:
The measurement results are traceable to the international system of units (SI) through the NIMT (National Metrology Institute of Thailand) via Certificate number: MP-0205-22

The reported uncertainty is based on a standard uncertainty multiplied by a coverage k=2, providing a level of confidence of approximately 95%.

CONDITION OF THIS RESULT OF CALIBRATION:
1. Reference Standard Instrument:

Instrument	Model	Serial No.	Certificate No.	Due Date
Absolute Pressure Transducer	CPG2500	4100126P	MP-0205-22	02 Dec 2023

1. Calibration effort for calibration sequence C
2. The UUC* was installed in vertical orientation above reference standard instrument and center of UUC* was used as the reference level.
3. Calibration conditions:
4. Condition : ☑ Normal ☐ Abnormal
Pressure transmitting medium : Air
ρ_{air} (20°C, 1 bar) : 1.19 kg/m³
H_{amb} : (55±15) %
t_{amb} : (23±3) °C
P_{amb} : (1010±10) mbar
5. The certificate is valid only to the item calibrated on date and place of calibration

JNAC JIRANATE ASSOCIATES CO.

Calibrated by:
☑ Mr. Sorawit Thachalad
☐ Miss Jittraporn Lertsomphol

Approved signatory: .....
Mr. Parinya Boonchareon
Calibration Department Manager

THIS CERTIFICATE REPORT MAY NOT BE REPRODUCED EXCEPT IN FULL UNLESS PERMISSION FOR REPRODUCTION HAS BEEN OBTAINED IN WRITING FROM THE LABORATORY

JIRANATEE ASSOCIATES CO.,LTD.
Jiranatee Associates Co.,Ltd
63/14-15, 67/35-36
Petchkasem 7,7/1, Rd. Watthapra, Bangkokyai,
Bangkok 10600 (Thailand)
Tel: +6608680812
Mobile: +66863999453
E-mail: jnac-calibration@jiranatee.com
Web site: www.jiranatee.com

Accredited calibration laboratory
ISO/IEC 17025:2017
NSC-TISI-TIS 17025
CALIBRATION 0367

Pressure measurement laboratory
Calibration services department.

NSC - TISI - TIS 17025
CALIBRATION 0367

CERTIFICATE OF CALIBRATION

Certificate No. : CP-010-66

MEASUREMENT RESULTS : ☑ Without adjustment ☐ With adjustment

CALIBRATION IN THE RANGE OF : 950 mbar to 1050 mbar

The results of calibration and associated measurement uncertainties are reported in the table below.

STD (mbar)	UUC* (mbar)	Error (mbar)	Uncertainty (k=2) (mbar)
950.08	950.7	0.7	0.85
970.10	970.5	0.4	0.63
990.05	990.4	0.4	0.57
1010.10	1010.2	0.1	0.40
1030.07	1030.0	-0.1	0.38
1050.10	1049.8	-0.3	0.52

Note: UUC* Unit Under Calibration
: To convert the result in report unit to Pa should be multiply by 100

End of certificate

JNAC JIRANATE ASSOCIATES CO.

JIRANATEE ASSOCIATES CO.,LTD.
Jiranatee Associates Co.,Ltd
63/14-15, 67/35-36
Petchkasem 7,7/1, Rd. Watthapra, Bangkokyai,
Bangkok 10600 (Thailand)
Tel: +6608680812
Mobile: +66863999453
E-mail: jnac-calibration@jiranatee.com
Web site: www.jiranatee.com

Accredited calibration laboratory
ISO/IEC 17025:2017
NSC-TISI-TIS 17025
CALIBRATION 0367

Air speed measurement laboratory
Calibration services department.

REVIEW BY Narakorn P
APPROVED BY [signature]
NEXT CAL. DATE 19/4/24

Certificate Number
CL-013-66

CERTIFICATE OF CALIBRATION

MEASUREMENT ITEM : Wind Direction Sensor
MANUFACTURER : Novalynx
MODEL/TYPE : Sensor: WS-02F
Data logger: 110-WS-25DL-D
SERIAL NUMBER : Sensor: WSD-014
Data logger: A5789
ID NUMBER : RYG_FS0531
CONDITION AS-RECEIVED : Used item
CUSTOMER : ALS laboratory group (Thailand) Co., Ltd.
104 Phatthanakan 40, Phatthanakan Rd, Khwaeng Suan Luang, Khet Suan Luang, Bangkok 10250 Thailand.

RECEIVED DATE : 16 Jan 2023
MEASUREMENT DATE : 19 Jan 2023
ISSUE DATE : 20 Jan 2023

ENVIRONMENTAL CONDITIONS:
Ambient condition in the laboratory are as follow:

Temperature	: 23.0 ± 3.0	°C
Relative Humidity	: 55.0 ± 15.0	%RH
Atmospheric Pressure	: 1010± 10	hPa

PLACE OF CALIBRATION : Eiffel-type wind tunnel of Jiranatee Associates Co., Ltd.

CALIBRATION CONDITION

Wind tunnel cross-section area[1]	900	cm^2
Win direction frontal area[2]	129	cm^2
Diameter of mounting pipe[3]	-	mm
Blockage ratio of test object[4]	0.143	[-]

Preconditioning : 24 hours at ambient conditions.
Measurement Condition : The average values during measurement are (23.6)°C, (46.6) %RH and (1014.9) hPa.

Calibration procedure:
The wind direction sensor was calibrated against Standard Rotary Encoder model: AX4009TS-DM04-P3-S-U0 in an close test-section of Eiffel-type wind tunnel with 900 cm² cross test-section area. The WI-CL-008 based on IEC 61400-12-1, Wind energy generation systems – Part 12-1: Power performance measurements of electricity producing wind turbines, March 2017 was used as a calibration guideline.

Traceability:
This certificate provides a traceability of The measurement to recognized the national standards, and to realization of the international system of units (SI) through the NIMT (National Metrology Institute of Thailand) via Certificate number: DA-0043-22

Uncertainty of Measurement:
The reported uncertainty of measurement is based on the standard uncertainty multiplied by a coverage factor k=2, Which for a normal distribution corresponds to a coverage probability of approximately 95%. The standard uncertainty has been determined in accordance with the GUM 'Evaluation of measurement data - Guide to the expression of uncertainty in measurement'

TABULATION OF RESULTS:
The table on next page give the measured values.

Calibrated by:
☑ Mr. Sorawit Thachalad
☐ Miss Jittraporn Lertsomphol

Approved signatory: [signature]
Mr. Parinya Booncharoen
Calibration Department Manager

Remark:
[1] Nozzle cross-section area of the wind tunnel
[2] Projected cross-section area of the tested object include mounting pipe
[3] Diameter of mounting pipe
[4] Ratio [2] to [1]

THIS CERTIFICATE OF CALIBRATION MAY NOT BE REPRODUCED EXCEPT IN FULL UNLESS PERMISSION FOR REPRODUCTION HAS BEEN OBTAINED IN WRITING FROM THE LABORATORY

Certificate Number
CL-013-66

MEASUREMENT RESULTS[5]

The wind direction sensor was calibrated against standard rotary encoder by comparison method. During calibration, the measurement was carried out at 45° intervals in clockwise and counterclockwise directions after offset adjustment has been made. The flow speed of wind tunnel (usually 5 m/s) is kept constant while the sensor is rotated around its vertical axis. The results of calibration and associated measurement uncertainties are reported in the table below.

Air speed m/s	D^{6}_{std} Degree (°)	D^{7}_{uuc} Degree (°)	Error Degree (°)	*U (k=2)* Degree (°)
4.99	0.000	0	0	0.58
	45.000	43	-2	0.74
	90.000	88	-2	0.74
	135.000	133	-2	0.74
	180.000	179	-1	0.74
	225.000	227	2	0.74
	270.000	272	2	0.74
	315.000	317	2	0.74

Remark:
[5] Calibration results only count for the tested circumstances and environmental conditions during which calibration took place
[6] Direction of standard
[7] Direction of Unit Under Calibration

End of Certificate of Calibration

JIRANATEE ASSOCIATES CO.,LTD.
Jiranatee Associates Co.,Ltd
63/14-15, 67/35-36
Petchkasem 7,7/1, Rd. Watthapra, Bangkokyai,
Bangkok 10600 (Thailand)
Tel: +6608680812
Mobile: +66863999453
E-mail: jnac-calibration@jiranatee.com
Web site: www.jiranatee.com

Accredited calibration laboratory
ISO/IEC 17025:2017
NSC-TISI-TIS 17025
CALIBRATION 0367

Air speed measurement laboratory
Calibration services department.

Certificate Number
CL-013-66

CERTIFICATE OF CALIBRATION

MEASUREMENT ITEM : Cup anemometer
MANUFACTURER : Novalynx
MODEL/TYPE : Sensor: WS-02F
Data logger: 110-WS-25DL-D
SERIAL NUMBER : Sensor: WSD-014
Data logger: A5789
ID NUMBER : RYG_FS0531
CONDITION AS-RECEIVED : Used item
CUSTOMER : ALS laboratory group (Thailand) co., ltd.
104 Phatthanakan 40, Phatthanakan Rd, Khwaeng Suan Luang, Khet Suan Luang, Bangkok 10250 Thailand.

RECEIVED DATE : 16 Jan 2023
MEASUREMENT DATE : 18 Jan 2023
ISSUE DATE : 20 Jan 2023

ENVIRONMENTAL CONDITIONS:
Ambient condition in the laboratory are as follow:

Temperature	: 23.0 ± 3.0	°C
Relative Humidity	: 55.0 ± 15.0	%RH
Atmospheric Pressure	: 1010 ± 10	hPa

PLACE OF CALIBRATION : Eiffel-type wind tunnel of Jiranatee Associates Co., Ltd.

CALIBRATION CONDITIONS

Wind tunnel cross-section area[1]	900	cm^2
Win direction frontal area[2]	100	cm^2
Diameter of mounting pipe[3]	-	mm
Blockage ratio of test object[4]	0.111	[-]

Preconditioning : 24 hours at ambient conditions.
Measurement Condition : The average values during measurement are (23.7) °C, (44.5) %RH and (1018.3) hPa.

Calibration procedure:
The cup anemometer was calibrated against Standard air velocity transducer model: 8455-12 and pitot tube with precision differential pressure meter model: DPM2500 in an close test-section of Eiffel-type wind tunnel with 900 cm² cross test section area. The WI-CL-007 based on IEC 61400-12-1, Wind energy generation systems – Part 12-1: Power performance measurements of electricity producing wind turbines, March 2017 was used as a calibration guideline.

Traceability:
This certificate provides a traceability of The measurement to recognized the national standards, and to realization of the international system of units (SI) through the NIMT (National Metrology Institute of Thailand) via Certificate number: MW-0052-21 and MW-0066-22

Uncertainty of Measurement:
The reported uncertainty of measurement is based on the standard uncertainty multiplied by a coverage factor k=2, Which for a normal distribution corresponds to a coverage probability of approximately 95%. The standard uncertainty has been determined in accordance with the GUM 'Evaluation of measurement data - Guide to the expression of uncertainty in measurement'

TABULATION OF RESULTS:
The table on next page give the measured values.

Calibrated by:
☑ Mr. Sorawit Thachalad
☐ Miss Jittraporn Lertsomphol

Approved signatory: [signature]
Mr. Parinya Boonchareon
Calibration Department Manager

Remark:
[1] Nozzle cross-section area of the wind tunnel
[2] Projected cross-section area of the tested object include mounting pipe
[3] Diameter of mounting pipe
[4] Ratio [2] to [1]

THIS CERTIFICATE OF CALIBRATION MAY NOT BE REPRODUCED EXCEPT IN FULL UNLESS PERMISSION FOR REPRODUCTION HAS BEEN OBTAINED IN WRITING FROM THE LABORATORY

Jiranatee Associates Co., Ltd.

Certificate Number
CL-013-66

MEASUREMENT RESULTS [1]

The cup anemometer, Unit Under Calibration (UUC) was exercise at 10 m/s for 5 minutes prior to calibration being performed. The standard air velocity 0.5 m/s to 5 m/s was calculated by a standard air velocity transducer and above 5 m/s to 30 m/s was calculated by a pitot tube with precision differential pressure meter which was installed 40 mm and 300 mm respectively away from wind tunnel nozzle, UUC was installed at center of the test section. The calibration was carried out under both rising and falling air velocity in the range of 1 m/s to 16 m/s at calibration interval of 1 m/s. The results of calibration and associated measurement uncertainties are reported in the table below.

v_{std} [2] (m/s)	Temp. wind tunnel (°C)	Temp. room (°C)	v_{uuc} [3] (m/s)	Error (m/s)	U (k=2) (m/s)
0.983	23.60	23.70	0.7	-0.3	0.18
2.024	23.74	23.70	1.7	-0.3	0.16
3.044	23.50	23.70	2.9	-0.2	0.18
4.119	23.82	23.70	3.9	-0.2	0.19
5.02	23.50	23.70	4.9	-0.2	0.18
5.99	23.88	23.70	5.8	-0.2	0.18
7.08	23.50	23.70	6.9	-0.1	0.20
8.18	23.58	23.70	8.0	-0.2	0.18
9.11	23.50	23.70	9.0	-0.1	0.19
10.08	23.66	23.70	10.0	-0.1	0.25
11.15	23.32	23.70	11.0	-0.2	0.21
12.14	23.66	23.70	12.0	-0.2	0.20
13.20	23.32	23.70	13.2	0.0	0.25
14.25	23.50	23.70	14.3	-0.1	0.27
15.23	23.30	23.70	15.1	-0.2	0.27
16.29	23.40	23.70	16.2	-0.1	0.23

Remark:

[1] Calibration results only count for the tested circumstances and environmental conditions during which calibration took place

[2] Velocity of standard

[3] Velocity of Unit Under Calibration

PHOTO OF CALIBRATION SET-UP



Calibration set-up of the cup anemometer calibration in the wind tunnel of Jiranatee Associates Co., Ltd. The cup anemometer shown may differ from the calibrated one. Remark: The proportion of the set- up is not true to scale due to imaging geometry.

End of Certificate of Calibration

Jiranatee Associates Co., Ltd.

63/14-15,67/35-36, Soi Petchkasem7,7/1, Petchkasem Rd,
Watthapra, Bangkokyai, Bangkok 10600 Thailand.
TTel.: (66) 02-8680812#13 Fax.: (66) 02-8680860 www.jiranatee.com

NSC - TISI - TIS 17025 CALIBRATION 0367

CERTIFICATE OF CALIBRATION

Certificate No.: CL-006-66
Page 1 of 2

Equipment Name: Data Logger with Temperature Sensor
Manufacturer: Novalynx
Model: 110-WS-25DL-D
Serial No.: A5789
ID No.: RYG_FS0531

Customer
Name: ALS laboratory group (Thailand) Co., Ltd.
Address: 104 Phatthanakan 40, Phatthanakan Rd., Khwaeng Suan Luang, Khet Suan Luang, Bangkok 10250 Thailand.

Received date: 16 Jan 2023
Calibration date: 18 Jan 2023
Issue date: 20 Jan 2023

Reference Used During Calibration
1.Standard Temperature Probe Model: STS-100 A500, Serial No.: 667682-09, Due date: 23 Mar 2023
2.Digital Temperature Indicator Model: DTI-1000-A MK II, Serial No.: 671407-00591 Due date: 22 July 2023

Calibration Condition
Temperature: (23±3)°C
Relative Humidity: (55±15)%

Calibration Procedure
The temperature calibration was done by In-House calibration method as WI-CL-001 according to comparison method with standard digital temperature indicator and standard temperature probe. The temperature scale use was based on ITS-90.

Traceability
The measurement results are traceable to the international system of units (SI) through National Institute of Metrology Thailand (NIMT) Certificate number: TT-0034-22, Certificate number: ER-0092-22

Calibrated by
☐ Mr. Sorawit Thachalad
☑ Miss Jittraporn Lertsomphol

Approved Signatory: .....
Mr. Parinya Booncharoen
Calibration Department Manager

THIS CERTIFICATE MAY NOT BE REPRODUCED EXCEPT IN FULL UNLESS PERMISSION FOR REPRODUCTION HAS BEEN OBTAINED IN WRITING FROM THE LABORATORY.

63/14-15,67/35-36, Soi Petchkasem7,7/1, Petchkasem Rd,
Watthapra, Bangkokyai, Bangkok 10600 Thailand.
TTel.: (66) 02-8680812#13 Fax.: (66) 02-8680860 www.jiranatee.com

NSC - TISI - TIS 17025 CALIBRATION 0367

Certificate No.: CL-006-66
Page 2 of 2

Result of Calibration:- ☑ Without Adjustment ☐ With Adjustment
Calibration Range: 20-40 °C

Function:
This equipment was connected with temperature sensor Model: HMP60 S/N: T0210901.

Dimension : Diameter 12 mm. Length 80 mm.

Immersion Depth (mm)	Standard Reading (°C)	UUC Reading (°C)	Error (°C)	Uncertainty (°C)
60	20.067	19.8	-0.3	0.099
60	25.058	24.6	-0.5	0.099
60	30.052	29.5	-0.6	0.099
60	35.047	34.5	-0.5	0.099
60	40.038	39.3	-0.7	0.099

UUC*: Unit Under Calibration
The reported expanded uncertainty is based on standard uncertainty multiplied by a coverage factor k=2 providing a level of confidence of approximately 95%

★ End of Certificate ★

63/14-15,67/35-36, Soi Petchkasem7,7/1, Petchkasem Rd,
Watthapra, Bangkokyai,Bangkok 10600 Thailand.
Tel.: (66) 02-8680812#13 Fax.: (66) 02-8680860 www.jiranatee.com

CERTIFICATE OF CALIBRATION

Calibration No. : RH-06012023
Page 1 of 1 Pages

Measurement Item : Relative humidity with data logger
Manufacturer : Novalynx
Model/Type : 110-WS-25DL-D
Serial Number : A5789
ID No. : RYG_FS0531
Customer : ALS laboratory group (Thailand) Co., Ltd.
: 104 Phatthanakan 40, Phatthanakan Rd., Khwaeng Suan Luang, Khet Suan Luang, Bangkok 10250 Thailand.

Environmental Condition:
The measurement was carried out in an ambient temperature of (25±3)°C, and relative humidity of (50±15)%.

Measurement Method:
Unit Under Calibration (UUC) was calibrated by comparison method with standard thermo hygrometer in the humidity generator chamber to determine the errors.

Traceability:
This instrument was calibrated using standard equipment whose accuracy is traceability through National Institute of Standards and Technology to the international system of units (SI) via MCS Calibration, Inc. Certificate number: 20314-101. Due date: Mar 14, 2023.

Measurement Date : Jan 18, 2023
Issued Date : Jan 20, 2023

Measurement Results:
This equipment was connected with indoor air quality probe and Displayed (UR) on display. Model: HMP60, Serial number: T0210901.
Calibration was performed in the range of 20%RH to 80%RH
The results of calibration are reported in table below.

Determined (%RH)	Standard (Reading) (%RH)	UUC (Reading) (%RH)	Error (%RH)	Uncertainty ±(%RH)
20	20.03	18.0	-2.0	0.51
50	50.24	47.8	-2.4	0.51
80	80.19	77.3	-2.9	0.51

Performed by
☐ Mr. Sorawit Thachalad
☑ Miss Jittraporn Lertsomphol

Approved Signatory: .....
Mr. Parinya Booncharoen.
Calibration Department Manager

THIS CALIBRATION REPORT MAY NOT BE REPRODUCED EXCEPT IN FULL UNLESS PERMISSION FOR REPRODUCTION HAS BEEN OBTAINED IN WRITING FROM THE LABORATORY.

JNAC
JIRANATEE ASSOCIATES CO.,LTD.

Jiranatee Associates Co.,Ltd
63/14-15, 67/35-36
Petchkasem 7,7/1, Rd. Watthapra, Bangkokyai,
Bangkok 10600 (Thailand)
Tel: +6608680812
Mobile: +66863999453
E-mail: jnac-calibration@jiranatee.com
Web site: www.jiranatee.com

Accredited calibration laboratory
ISO/IEC 17025:2017
NSC-TISI-TIS 17025
CALIBRATION 0367

Air speed measurement laboratory
Calibration services department.

REVIEW BY ....Maslaom P....
APPROVED BY ....[signature]....
NEXT CAL DATE ....20/12/24....

Certificate Number
CC-014-66

CERTIFICATE OF CALIBRATION

MEASUREMENT ITEM	: Cup anemometer
MANUFACTURER	: Novalynx
MODEL/TYPE	: Sensor: WS-02FA Data logger: 110-WS-25DL-D
SERIAL NUMBER	: Sensor: WSD-A5978 Data logger: A5978
ID NUMBER	: RYG_FS0648
CONDITION AS-RECEIVED	: New item
CUSTOMER	: ALS laboratory group (Thailand) Co., Ltd. 104 Phatthanakan 40, Phatthanakan Rd, Khwaeng Suan Luang, Khet Suan Luang, Bangkok 10250 Thailand.
RECEIVED DATE	: 16 Jun 2023
MEASUREMENT DATE	: 20 Jun 2023
ISSUE DATE	: 20 Jun 2023

ENVIRONMENTAL CONDITIONS:
Ambient condition in the laboratory are as follow:

Temperature	: 23.0 ± 3.0	°C
Relative Humidity	: 55.0 ± 15.0	%RH
Atmospheric Pressure	: 1010 ± 10	hPa

PLACE OF CALIBRATION : Eiffel-type wind tunnel of Jiranatee Associates Co., Ltd.

CALIBRATION CONDITIONS

: Wind tunnel cross-section area[1]	900	cm^2
Win direction frontal area[2]	100	cm^2
Diameter of mounting pipe[3]	-	mm
Blockage ratio of test object[4]	0.111	[-]

Preconditioning : 24 hours at ambient conditions.
Measurement Condition : The average values during measurement are (24.2) °C, (44.1) %RH and (1011.4) hPa.

Calibration procedure:
The cup anemometer was calibrated against Standard air velocity transducer model: 8455-12 and pitot tube with precision differential pressure meter model: DPM2500 in an close test-section of Eiffel-type wind tunnel with 900 cm^2 cross test section area. The WI-CL-007 based on IEC 61400-12-1, Wind energy generation systems – Part 12-1: Power performance measurements of electricity producing wind turbines, March 2017 was used as a calibration guideline.

Traceability:
This certificate provides a traceability of The measurement to recognized the national standards, and to realization of the international system of units (SI) through the NIMT (National Metrology Institute of Thailand) via Certificate number: MW-0052-21 and MW-0066-22

Uncertainty of Measurement:
The reported uncertainty of measurement is based on the standard uncertainty multiplied by a coverage factor k=2, Which for a normal distribution corresponds to a coverage probability of approximately 95%. The standard uncertainty has been determined in accordance with the GUM 'Evaluation of measurement data - Guide to the expression of uncertainty in measurement'

TABULATION OF RESULTS:
The table on next page give the measured values.

Calibrated by:
☑ Mr. Sorawit Thachalad
☐ Miss Jittraporn Lertsomphol

JNAC JIRANATE ASSOCIATES CO.

Approved signatory: [signature]
Mr. Parinya Booncharoen
Calibration Department Manager

Remark:
[1] Nozzle cross-section area of the wind tunnel
[2] Projected cross-section area of the tested object include mounting pipe
[3] Diameter of mounting pipe
[4] Ratio [2] to [1]

THIS CERTIFICATE OF CALIBRATION MAY NOT BE REPRODUCED EXCEPT IN FULL UNLESS PERMISSION FOR REPRODUCTION HAS BEEN OBTAINED IN WRITING FROM THE LABORATORY

Jiranatee Associates Co., Ltd.

Certificate Number
CC-014-66

MEASUREMENT RESULTS [5]

The cup anemometer, Unit Under Calibration (UUC) was exercise at 10 m/s for 5 minutes prior to calibration being performed. The standard air velocity 0.5 m/s to 5 m/s was calculated by a standard air velocity transducer and above 5 m/s to 30 m/s was calculated by a pitot tube with precision differential pressure meter which was installed 40 mm and 300 mm respectively away from wind tunnel nozzle, UUC was installed at center of the test section. The calibration was carried out under both rising and falling air velocity in the range of 1 m/s to 16 m/s at calibration interval of 1 m/s. The results of calibration and associated measurement uncertainties are reported in the table below.

v_{std}[6] (m/s)	Temp. wind tunnel (°C)	Temp. room (°C)	v_{uuc}[7] (m/s)	Error (m/s)	*U (k=2)* (m/s)
1.023	24.20	24.15	0.9	-0.1	0.31
2.026	24.02	24.15	1.9	-0.1	0.31
3.003	24.34	24.15	3.0	0.0	0.31
4.112	24.02	24.15	4.0	-0.1	0.31
5.03	24.28	24.15	5.0	0.0	0.31
5.99	24.12	24.15	6.0	0.0	0.31
7.05	24.22	24.15	7.1	0.0	0.31
8.16	24.20	24.15	8.0	-0.1	0.31
9.09	24.20	24.15	9.0	-0.1	0.31
10.08	24.14	24.15	10.0	-0.1	0.31
11.14	24.18	24.15	11.1	-0.1	0.31
12.13	24.18	24.15	12.2	0.1	0.31
13.19	24.18	24.15	13.2	0.0	0.31
14.24	24.14	24.15	14.1	-0.1	0.31
15.23	24.10	24.15	15.1	-0.1	0.31
16.29	24.10	24.15	16.3	0.0	0.31

Remark:
[5] Calibration results only count for the tested circumstances and environmental conditions during which calibration took place
[6] Velocity of standard
[7] Velocity of Unit Under Calibration

PHOTO OF CALIBRATION SET-UP



Calibration set-up of the cup anemometer calibration in the wind tunnel of Jiranatee Associates Co., Ltd. The cup anemometer shown may differ from the calibrated one. Remark: The proportion of the set- up is not true to scale due to imaging geometry.

End of Certificate of Calibration

JNAC JIRANATE ASSOCIATES CO.

JNAC
JIRANATEE ASSOCIATES CO.,LTD.

Jiranatee Associates Co.,Ltd
63/14-15, 67/35-36
Petchkasem 7,7/1, Rd. Watthapra, Bangkokyai,
Bangkok 10600 (Thailand)
Tel: +6608680812
Mobile: +66863999453
E-mail: jnac-calibration@jiranatee.com
Web site: www.jiranatee.com

Accredited calibration laboratory
ISO/IEC 17025:2017
NSC-TISI-TIS 17025
CALIBRATION 0367

Air speed measurement laboratory
Calibration services department.

Certificate Number
CD-014-66

CERTIFICATE OF CALIBRATION

MEASUREMENT ITEM	: Wind Direction Sensor
MANUFACTURER	: Novalynx
MODEL/TYPE	: Sensor: WS-02FA Data logger: 110-WS-25DL-D
SERIAL NUMBER	: Sensor: WSD-A5978 Data logger: A5978
ID NUMBER	: RYG_FS0648
CONDITION AS-RECEIVED	: New item
CUSTOMER	: ALS laboratory group (Thailand) Co., Ltd. 104 Phatthanakan 40, Phatthanakan Rd, Khwaeng Suan Luang, Khet Suan Luang, Bangkok 10250 Thailand.
RECEIVED DATE	: 16 Jun 2023
MEASUREMENT DATE	: 20 Jun 2023
ISSUE DATE	: 20 Jun 2023

ENVIRONMENTAL CONDITIONS:
Ambient condition in the laboratory are as follow:

Temperature	: 23.0 ± 3.0	°C
Relative Humidity	: 55.0 ± 15.0	%RH
Atmospheric Pressure	: 1010± 10	hPa

PLACE OF CALIBRATION : Eiffel-type wind tunnel of Jiranatee Associates Co., Ltd.

CALIBRATION CONDITION

: Wind tunnel cross-section area[1]	900	cm^2
Win direction frontal area[2]	129	cm^2
Diameter of mounting pipe[3]	–	mm
Blockage ratio of test object[4]	0.143	[-]

Preconditioning : 24 hours at ambient conditions.
Measurement Condition : The average values during measurement are (24.3)°C, (48.2) %RH and (1009.3) hPa.

Calibration procedure:
The wind direction sensor was calibrated against Standard Rotary Encoder model: AX4009TS-DM04-P3-5-U0 in an close test-section of Eiffel-type wind tunnel with 900 cm^2 cross test section area. The WI-CL-008 based on IEC 61400-12-1, Wind energy generation systems – Part 12-1: Power performance measurements of electricity producing wind turbines, March 2017 was used as a calibration guideline.

Traceability:
This certificate provides a traceability of The measurement to recognized the national standards, and to realization of the international system of units (SI) through the NIMT (National Metrology Institute of Thailand) via Certificate number: DA-0043-22

Uncertainty of Measurement:
The reported uncertainty of measurement is based on the standard uncertainty multiplied by a coverage factor k=2, Which for a normal distribution corresponds to a coverage probability of approximately 95%. The standard uncertainty has been determined in accordance with the GUM 'Evaluation of measurement data - Guide to the expression of uncertainty in measurement'

TABULATION OF RESULTS:
The table on next page give the measured values.

Calibrated by:
☑ Mr. Sorawit Thachalad
☐ Miss Jittraporn Lertsomphol

JNAC JIRANATE ASSOCIATES CO.

Approved signatory: [signature]
Mr. Parinya Booncharoen
Calibration Department Manager

Remark:
[1] Nozzle cross-section area of the wind tunnel
[2] Projected cross-section area of the tested object include mounting pipe
[3] Diameter of mounting pipe
[4] Ratio [2] to [1]

THIS CERTIFICATE OF CALIBRATION MAY NOT BE REPRODUCED EXCEPT IN FULL UNLESS PERMISSION FOR REPRODUCTION HAS BEEN OBTAINED IN WRITING FROM THE LABORATORY

Certificate Number
CD-014-66

MEASUREMENT RESULTS [5]

The wind direction sensor was calibrated against standard rotary encoder by comparison method. During calibration, the measurement was carried out at 45° intervals in clockwise and counterclockwise directions after offset adjustment has been made. The flow speed of wind tunnel (usually 5 m/s) is kept constant while the sensor is rotated around its vertical axis. The results of calibration and associated measurement uncertainties are reported in the table below.

Air speed m/s	D^6_{std} Degree (°)	D^7_{uuc} Degree (°)	Error Degree (°)	*U (k=2)* Degree (°)
5.00	0.000	0	0	1.0
	45.000	43	-2	1.0
	90.000	88	-2	1.0
	135.000	133	-2	1.0
	180.000	180	0	1.0
	225.000	226	1	1.0
	270.001	272	2	1.0
	315.000	318	3	1.0

Remark:
[5] Calibration results only count for the tested circumstances and environmental conditions during which calibration took place
[6] Direction of standard
[7] Direction of Unit Under Calibration

End of Certificate of Calibration

JNAC JIRANATE ASSOCIATES CO.

63/14-15,67/35-36, Soi Petchkasem7,7/1, Petchkasem Rd,
Watthapra, Bangkokyai, Bangkok 10600 Thailand.
Tel.: (66) 02-8680812#13 Fax.: (66) 02-8680860 www.jiranatee.com

NSC - TISI - TIS 17025 CALIBRATION 0367

CERTIFICATE OF CALIBRATION

Certificate No. : CT-024-66
Page 1 of 2

Equipment Name: Data Logger with Temperature sensor
Manufacturer: Novalynx
Model: 110-WS-25DL-D
Serial No.: A5978
ID No.: RYG_FS0648

Customer
Name: ALS laboratory group (Thailand) Co., Ltd.
Address: 104 Phatthanakan 40, Phatthanakan Rd., Khwaeng Suan Luang, Khet Suan Luang, Bangkok 10250 Thailand.

Received date: 16 Jun 2023
Calibration date: 20 Jun 2023
Issue date: 22 Jun 2023

Reference Used During Calibration
1.Standard Temperature Probe Model: STS-100 A500, Serial No.: 667682-09, Due date: 28 Mar 2024
2.Digital Temperature Indicator Model: DTI-1000-A MK II, Serial No.: 671407-00591 Due date: 22 July 2023

Calibration Condition
Temperature: (23±3)˚C
Relative Humidity: (55±15)%

Calibration Procedure
The temperature calibration was done by In-House calibration method as WI-CL-001 according to comparison method with standard digital temperature indicator and standard temperature probe. The temperature scale use was based on ITS-90.

Traceability
The measurement results are traceable to the international system of units (SI) through National Institute of Metrology Thailand (NIMT) Certificate number: TT-0038-23, Certificate number: ER-0092-22

Noted: The certificate is valid only to the item calibrated on date and place of calibration.

Calibrated by
☐ Mr. Sorawit Thachalad
☑ Miss Jittraporn Lertsomphol
☐ Miss Ruangrumpai Phoommit

Approved Signatory: .....
Mr. Parinya Booncharoen
Calibration Department Manager

THIS CERTIFICATE MAY NOT BE REPRODUCED EXCEPT IN FULL UNLESS PERMISSION FOR REPRODUCTION HAS BEEN OBTAINED IN WRITING FROM THE LABORATORY.

63/14-15,67/35-36, Soi Petchkasem7,7/1, Petchkasem Rd,
Watthapra, Bangkokyai, Bangkok 10600 Thailand.
Tel.: (66) 02-8680812#13 Fax.: (66) 02-8680860 www.jiranatee.com

Result of Calibration:- ☑ Without Adjustment ☐ With Adjustment
Calibration Range: 20-40 ˚C

Function:
This equipment was connected with temperature sensor Model: HMP60 S/N: V1920213.

Dimension : Diameter 12 mm. Length 80 mm.

Immersion Depth (mm)	Standard Reading (˚C)	UUC Reading (˚C)	Error (˚C)	Uncertainty (˚C)
70	20.057	20.0	-0.1	0.099
70	25.052	24.9	-0.2	0.099
70	30.045	29.8	-0.2	0.14
70	35.039	34.8	-0.2	0.099
70	40.034	39.7	-0.3	0.099

UUC* : Unit Under Calibration
The reported expanded uncertainty is based on standard uncertainty multiplied by a coverage factor k=2 providing a level of confidence of approximately 95%.

★ End of Certificate ★

63/14-15,67/35-36, Soi Petchkasem7,7/1, Petchkasem Rd,
Watthapra, Bangkokyai,Bangkok 10600 Thailand.
Tel.: (66) 02-8680812#13 Fax.: (66) 02-8680860 www.jiranatee.com

CERTIFICATE OF CALIBRATION

Calibration No. : RH-07062023
Page 1 of 1 Pages

Measurement Item : Relative humidity with data logger
Manufacturer : Novalynx
Model/Type : 110-WS-25DL-D
Serial Number : A5978
ID No. : RYG_FS0648
Customer : ALS laboratory group (Thailand) Co., Ltd.
: 104 Phatthanakan 40, Phatthanakan Rd., Khwaeng Suan Luang, Khet Suan Luang, Bangkok 10250 Thailand.

Environmental Condition:
The measurement was carried out in an ambient temperature of (25±3)˚C, and relative humidity of (50±15)%.

Measurement Method:
Unit Under Calibration (UUC) was calibrated by comparison method with standard chilled mirror hygrometer model: 1860-3 in the humidity generator chamber to determine the errors.

Traceability:
This instrument was calibrated using standard equipment whose accuracy is traceability through National Institute of Standards and Technology to the international system of units (SI) via MCS Calibration, Inc. Certificate number: 20926-601. Due date: Sep 26, 2024.

Measurement Date : Jun 20, 2023
Issued Date : Jun 22, 2023

Measurement Results:
This equipment was connected with Indoor air quality probe and Displayed (UR) on display. Model: HMP60, Serial number: V1920213.
Calibration was performed in the range of 20%RH to 80%RH
The results of calibration are reported in table below.

Determined (%RH)	Standard (Reading) (%RH)	UUC (Reading) (%RH)	Error (%RH)	Uncertainty ±(%RH)
20	20.07	20.7	0.6	0.52
50	50.23	49.1	-1.1	0.51
80	80.30	79.1	-1.2	0.51

Performed by
☐ Mr. Sorawit Thachalad
☑ Miss Jittraporn Lertsomphol
☐ Miss Ruangrumpai Phoommit

Approved Signatory: .....
Mr. Parinya Booncharoen
Calibration Department Manager

THIS CALIBRATION REPORT MAY NOT BE REPRODUCED EXCEPT IN FULL UNLESS PERMISSION FOR REPRODUCTION HAS BEEN OBTAINED IN WRITING FROM THE LABORATORY.

JIRANATEE ASSOCIATES CO.,LTD.
Jiranatee Associates Co.,Ltd
63/14-15, 67/35-36
Petchkasem 7,7/1, Rd. Watthapra, Bangkokyai,
Bangkok 10600(Thailand)
Tel: +6680860812
Mobile: +66863989453
E-mail: jnac-calibration@jiranatee.com
Web site: www.jiranatee.com

Accredited calibration laboratory
ISO/IEC 17025:2017
NSC-TISI-TIS 17025
CALIBRATION 0367

Pressure measurement laboratory
Calibration services department.

NSC - TISI - TIS 17025
CALIBRATION 0367

CERTIFICATE OF CALIBRATION

Certificate No. : CP-008-66

Page 1 of 2 Pages

MEASUREMENT ITEM : Digital barometer
MANUFACTURER : Novalynx
MODEL/TYPE : Sensor: 110-WS-25BP
Data logger: 110-WS-25DL-D
SERIAL NUMBER : Sensor: BP-A5978
Data logger: A5978
ID NUMBER : RYG_FS0648
CONDITION AS-RECEIVED : New item
CUSTOMER : ALS laboratory group (Thailand) Co., Ltd.
104 Phatthanakan 40, Phatthanakan Rd, Khwaeng Suan Luang, Khet Suan Luang, Bangkok 10250 Thailand.

RECEIVED DATE : 16 Jun 2023
MEASUREMENT DATE : 20 Jun 2023
ISSUE DATE : 20 Jun 2023

Calibration procedure:
The pressure calibration was done by in-house calibration method as WI-CL-003 according to comparison method with Digital pressure calibrator based on DKD-R 6-1

Traceability:
The measurement results are traceable to the international system of units (SI) through the NIMT (National Metrology Institute of Thailand) via Certificate number: MP-0205-22

The reported uncertainty is based on a standard uncertainty multiplied by a coverage k=2, providing a level of confidence of approximately 95%.

CONDITION OF THIS RESULT OF CALIBRATION:
1. Reference Standard Instrument:

Instrument	Model	Serial No.	Certificate No.	Due Date
Absolute Pressure Transducer	CPG2500	4100126P	MP-0205-22	02 Dec 2023

1. Calibration effort for calibration sequence C
2. The UUC* was installed in vertical orientation above reference standard instrument and center of UUC* was used as the reference level.
3. Calibration conditions:
4. Condition : ☑ Normal ☐ Abnormal
Pressure transmitting medium : Air
ρ_N (20°C, 1 bar) : 1.19 kg/m^3
H_{amb} : (55±15) %
t_{amb} : (23±3) °C
p_{amb} : (1010±10) mbar
5. The certificate is valid only to the item calibrated on date and place of calibration

Calibrated by:
☑ Mr. Sorawit Thachalad
☐ Miss Jittraporn Lertsomphol

Approved signatory: .....
Mr. Parinya Booncharoen
Calibration Department Manager

THIS CERTIFICATE REPORT MAY NOT BE REPRODUCED EXCEPT IN FULL UNLESS PERMISSION FOR REPRODUCTION HAS BEEN OBTAINED IN WRITING FROM THE LABORATORY

Jiranatee Associates Co., Ltd.

JIRANATEE ASSOCIATES CO.,LTD.
Jiranatee Associates Co.,Ltd
63/14-15, 67/35-36
Petchkasem 7,7/1, Rd. Watthapra, Bangkokyai,
Bangkok 10600 (Thailand)
Tel: +6608680812
Mobile: +66863999453
E-mail: jnac-calibration@jiranatee.com
Web site: www.jiranatee.com

Accredited calibration laboratory
ISO/IEC 17025:2017
NSC-TISI-TIS 17025
CALIBRATION 0367

Pressure measurement laboratory
Calibration services department.

NSC - TISI - TIS 17025
CALIBRATION 0367

CERTIFICATE OF CALIBRATION

Certificate No. : CP-008-66

MEASUREMENT RESULTS : ☑ Without adjustment ☐ With adjustment

CALIBRATION IN THE RANGE OF : 950 mbar to 1050 mbar

The results of calibration and associated measurement uncertainties are reported in the table below.

STD (mbar)	UUC* (mbar)	Error (mbar)	Uncertainty (k=2) (mbar)
950.11	950.9	0.8	0.97
970.10	970.6	0.5	0.70
990.07	990.3	0.3	0.48
1010.06	1010.0	0.0	0.37
1030.06	1029.8	-0.3	0.49
1049.56	1049.1	-0.4	0.96

Note: UUC* Unit Under Calibration
: To convert the result in report unit to Pa should be multiply by 100

End of certificate

JNAC JIRANATE ASSOCIATES CO.

Jiranatee Associates Co., Ltd.

JIRANATEE ASSOCIATES CO.,LTD.
Jiranatee Associates Co.,Ltd
63/14-15, 67/35-36
Petchkasem 7,7/1, Rd. Watthapra, Bangkokyai,
Bangkok 10600 (Thailand)
Tel: +6608680812
Mobile: +66863999453
E-mail: jnac-calibration@jiranatee.com
Web site: www.jiranatee.com

Accredited calibration laboratory
ISO/IEC 17025:2017
NSC-TISI-TIS 17025
CALIBRATION 0367

Air speed measurement laboratory
Calibration services department.

TESTED BY Nmakom P.
APPROVED BY [signature]
DATE 30/11/24

Certificate Number
CC-005-66

CERTIFICATE OF CALIBRATION

MEASUREMENT ITEM : Cup anemometer
MANUFACTURER : Novalynx
MODEL/TYPE : Sensor: WS-02F
Data logger: 110-WS-25DL-D
SERIAL NUMBER : Sensor: WSD-A5965
Data logger: A5965
ID NUMBER : BKK_FS1370
CONDITION AS-RECEIVED : New item
CUSTOMER : ALS laboratory group (Thailand) Co., Ltd.
104 Phatthanakan 40, Phatthanakan Rd, Khwaeng Suan Luang, Khet Suan Luang, Bangkok 10250 Thailand.

RECEIVED DATE : 19 May 2023
MEASUREMENT DATE : 30 May 2023
ISSUE DATE : 31 May 2023

ENVIRONMENTAL CONDITIONS:
Ambient condition in the laboratory are as follow:

Temperature	: 23.0 ± 3.0	°C
Relative Humidity	: 55.0 ± 15.0	%RH
Atmospheric Pressure	: 1010 ± 10	hPa

PLACE OF CALIBRATION : Eiffel-type wind tunnel of Jiranatee Associates Co., Ltd.

CALIBRATION CONDITIONS

: Wind tunnel cross-section area[1]	900	cm^2
Win direction frontal area[2]	100	cm^2
Diameter of mounting pipe[3]	-	mm
Blockage ratio of test object[4]	0.111	[-]

Preconditioning : 24 hours at ambient conditions.
Measurement Condition : The average values during measurement are (25.0) °C, (46.9) %RH and (1005.9) hPa.

Calibration procedure:
The cup anemometer was calibrated against Standard air velocity transducer model: 8455-12 and pitot tube with precision differential pressure meter model: DPM2500 in an close test-section of Eiffel-type wind tunnel with 900 cm^2 cross test section area. The WI-CL-007 based on IEC 61400-12-1, Wind energy generation systems – Part 12-1: Power performance measurements of electricity producing wind turbines, March 2017 was used as a calibration guideline.

Traceability:
This certificate provides a traceability of The measurement to recognized the national standards, and to realization of the international system of units (SI) through the NIMT (National Metrology Institute of Thailand) via Certificate number: MW-0052-21 and MW-0066-22

Uncertainty of Measurement:
The reported uncertainty of measurement is based on the standard uncertainty multiplied by a coverage factor k=2, Which for a normal distribution corresponds to a coverage probability of approximately 95%. The standard uncertainty has been determined in accordance with the GUM 'Evaluation of measurement data - Guide to the expression of uncertainty in measurement'

TABULATION OF RESULTS:
The table on next page give the measured values.

Calibrated by:
☑ Mr. Sorawit Thachalad
☐ Miss Jittraporn Lertsomphol

Approved signatory: [signature]
Mr. Parinya Booncharoen
Calibration Department Manager

Remark:
[1] Nozzle cross-section area of the wind tunnel
[2] Projected cross-section area of the tested object include mounting pipe
[3] Diameter of mounting pipe
[4] Ratio [2] to [1]

THIS CERTIFICATE OF CALIBRATION MAY NOT BE REPRODUCED EXCEPT IN FULL UNLESS PERMISSION FOR REPRODUCTION HAS BEEN OBTAINED IN WRITING FROM THE LABORATORY

Certificate Number
CC-005-66

MEASUREMENT RESULTS [5]

The cup anemometer, Unit Under Calibration (UUC) was exercise at 10 m/s for 5 minutes prior to calibration being performed. The standard air velocity 0.5 m/s to 5 m/s was calculated by a standard air velocity transducer and above 5 m/s to 30 m/s was calculated by a pitot tube with precision differential pressure meter which was installed 40 mm and 300 mm respectively away from wind tunnel nozzle, UUC was installed at center of the test section. The calibration was carried out under both rising and falling air velocity in the range of 1 m/s to 16 m/s at calibration interval of 1 m/s. The results of calibration and associated measurement uncertainties are reported in the table below.

v_{std}[6] (m/s)	Temp. wind tunnel (°C)	Temp. room (°C)	v_{uuc}[7] (m/s)	Error (m/s)	*U (k=2)* (m/s)
1.046	25.06	25.00	0.9	-0.1	0.31
2.049	24.90	25.00	1.9	-0.1	0.31
3.029	25.14	25.00	2.9	-0.1	0.31
4.175	25.00	25.00	3.9	-0.3	0.31
5.00	25.00	25.00	4.9	-0.1	0.31
5.99	24.80	25.00	5.9	-0.1	0.31
7.05	24.96	25.00	6.9	-0.2	0.31
8.18	24.70	25.00	8.0	-0.2	0.31
9.08	25.06	25.00	8.9	-0.1	0.31
10.08	24.70	25.00	10.0	-0.1	0.31
11.15	25.10	25.00	11.0	-0.2	0.31
12.12	24.72	25.00	12.0	-0.1	0.31
13.18	25.08	25.00	13.1	-0.1	0.32
14.22	24.80	25.00	14.1	-0.1	0.31
15.21	25.00	25.00	15.1	-0.1	0.31
16.26	24.90	25.00	16.1	-0.2	0.31

Remark:
[5] Calibration results only count for the tested circumstances and environmental conditions during which calibration took place
[6] Velocity of standard
[7] Velocity of Unit Under Calibration

PHOTO OF CALIBRATION SET-UP



Calibration set-up of the cup anemometer calibration in the wind tunnel of Jiranatee Associates Co., Ltd. The cup anemometer shown may differ from the calibrated one. Remark: The proportion of the set- up is not true to scale due to imaging geometry.

End of Certificate of Calibration

JIRANATEE ASSOCIATES CO.,LTD.
Jiranatee Associates Co.,Ltd
63/14-15, 67/35-36
Petchkasem 7,7/1, Rd. Watthapra, Bangkokyai,
Bangkok 10600 (Thailand)
Tel: +6608680812
Mobile: +66863999453
E-mail: jnac-calibration@jiranatee.com
Web site: www.jiranatee.com

Accredited calibration laboratory
ISO/IEC 17025:2017
NSC-TISI-TIS 17025
CALIBRATION 0367

Air speed measurement laboratory
Calibration services department.

Certificate Number
CD-005-66

CERTIFICATE OF CALIBRATION

MEASUREMENT ITEM : Wind Direction Sensor
MANUFACTURER : Novalynx
MODEL/TYPE : Sensor: WS-02F
Data logger: 110-WS-25DL-D
SERIAL NUMBER : Sensor: WSD-A5965
Data logger: A5965
ID NUMBER : BKK_FS1370
CONDITION AS-RECEIVED : New item
CUSTOMER : ALS laboratory group (Thailand) Co., Ltd.
104 Phatthanakan 40, Phatthanakan Rd, Khwaeng Suan Luang, Khet Suan Luang, Bangkok 10250 Thailand.

RECEIVED DATE : 19 May 2023
MEASUREMENT DATE : 30 May 2023
ISSUE DATE : 31 May 2023

ENVIRONMENTAL CONDITIONS:
Ambient condition in the laboratory are as follow:

Temperature	: 23.0 ± 3.0	°C
Relative Humidity	: 55.0 ± 15.0	%RH
Atmospheric Pressure	: 1010± 10	hPa

PLACE OF CALIBRATION : Eiffel-type wind tunnel of Jiranatee Associates Co., Ltd.

CALIBRATION CONDITION

: Wind tunnel cross-section area[1]	900	cm^2
Win direction frontal area[2]	129	cm^2
Diameter of mounting pipe[3]	--	mm
Blockage ratio of test object[4]	0.143	[-]

Preconditioning : 24 hours at ambient conditions.
Measurement Condition : The average values during measurement are (24.5)°C, (45.8) %RH and (1005.8) hPa.

Calibration procedure:
The wind direction sensor was calibrated against Standard Rotary Encoder model: AX4009TS-DM04-P3-S-U0 in an close test-section of Eiffel-type wind tunnel with 900 cm^2 cross test section area. The WI-CL-008 based on IEC 61400-12-1, Wind energy generation systems – Part 12-1: Power performance measurements of electricity producing wind turbines, March 2017 was used as a calibration guideline.

Traceability:
This certificate provides a traceability of The measurement to recognized the national standards, and to realization of the international system of units (SI) through the NIMT (National Metrology Institute of Thailand) via Certificate number: DA-0043-22

Uncertainty of Measurement:
The reported uncertainty of measurement is based on the standard uncertainty multiplied by a coverage factor k=2, Which for a normal distribution corresponds to a coverage probability of approximately 95%. The standard uncertainty has been determined in accordance with the GUM 'Evaluation of measurement data - Guide to the expression of uncertainty in measurement'

TABULATION OF RESULTS:
The table on next page give the measured values.

Calibrated by:
☑ Mr. Sorawit Thachalad
☐ Miss Jittraporn Lertsomphol

Approved signatory: [signature]
Mr. Parinya Booncharoen
Calibration Department Manager

Remark:
[1] Nozzle cross-section area of the wind tunnel
[2] Projected cross-section area of the tested object include mounting pipe
[3] Diameter of mounting pipe
[4] Ratio [2] to [1]

THIS CERTIFICATE OF CALIBRATION MAY NOT BE REPRODUCED EXCEPT IN FULL UNLESS PERMISSION FOR REPRODUCTION HAS BEEN OBTAINED IN WRITING FROM THE LABORATORY

Certificate Number
CD-005-66

MEASUREMENT RESULTS [5]

The wind direction sensor was calibrated against standard rotary encoder by comparison method. During calibration, the measurement was carried out at 45° intervals in clockwise and counterclockwise directions after offset adjustment has been made. The flow speed of wind tunnel (usually 5 m/s) is kept constant while the sensor is rotated around its vertical axis. The results of calibration and associated measurement uncertainties are reported in the table below.

Air speed m/s	D°_{ref} Degree (°)	D°_{uuc} Degree (°)	Error Degree (°)	U (k=2) Degree (°)
5.00	0.000	0	0	1.0
	45.000	43	-2	1.0
	90.000	89	-1	1.0
	135.000	135	0	1.0
	180.000	182	2	1.0
	225.000	228	3	1.0
	270.001	273	3	1.0
	315.000	317	2	1.0

Remark:

[5] Calibration results only count for the tested circumstances and environmental conditions during which calibration took place

[6] Direction of standard

[7] Direction of Unit Under Calibration

End of Certificate of Calibration

Jiranatee Associates CO., Ltd.

JIRANATEE ASSOCIATES CO.,LTD.
Jiranatee Associates Co.,Ltd
63/14-15, 67/35-36
Petchkasem 7,7/1, Rd.Watthapra, Bangkokyai,
Bangkok 10600 (Thailand)
Tel: +6608680812
Mobile: +66863999453
E-mail: jnac-calibration@jiranatee.com
Web site: www.jiranatee.com

Accredited calibration laboratory
ISO/IEC 17025:2017
NSC-TISI-TIS 17025
CALIBRATION 0367

Pressure measurement laboratory
Calibration services department.

NSC - TISI - TIS 17025
CALIBRATION 0367

CERTIFICATE OF CALIBRATION

Certificate No. : CP-002-66

MEASUREMENT ITEM : Digital barometer
MANUFACTURER : Novalynx
MODEL/TYPE : 110-WS-25BP
SERIAL NUMBER : BP-A5965
ID NUMBER : BKK_FS1370
CONDITION AS-RECEIVED : New item
CUSTOMER : ALS laboratory group (Thailand) Co., Ltd. 104 Phatthanakan 40, Phatthanakan Rd, Khwaeng Suan Luang, Khet Suan Luang, Bangkok 10250 Thailand.

RECEIVED DATE : 19 May 2023
MEASUREMENT DATE : 31 May 2023
ISSUE DATE : 31 May 2023

Calibration procedure:
The pressure calibration was done by In-house calibration method as WI-CL-003 according to comparison method with Digital pressure calibrator based on DKD-R 6-1

Traceability:
The measurement results are traceable to the international system of units (SI) through the NIMT (National Metrology Institute of Thailand) which complies with the requirements of ISO/IEC17025:2017, ANSI/NCSL Z540-1 via Certificate number: MP-0205-22

The reported uncertainty is based on a standard uncertainty multiplied by a coverage k=2, providing a level of confidence of approximately 95%.

CONDITION OF THIS RESULT OF CALIBRATION:

1. Reference Standard Instrument:

Instrument	Model	Serial No.	Certificate No.	Due Date
Absolute Pressure Transducer	CPG2500	4100126P	MP-0205-22	02 Dec 2023

1. Calibration effort for calibration sequence A
2. The UUC* was installed in vertical orientation above reference standard instrument and center of UUC* was used as the reference level.
3. Calibration conditions:
4. Condition : ☑ Normal ☐ Abnormal
   Pressure transmitting medium : Air
   ρ_N (20°C, 1 bar) : 1.19 kg/m^3
   H_{amb} : (55±15) %
   t_{amb} : (23±3) °C
   p_{amb} : (1010±10) mbar
5. The certificate is valid only to the item calibrated on date and place of calibration

Calibrated by:
☑ Mr. Sorawit Thachalad
☐ Miss Jittraporn Lertsomphol

Approved signatory:
Mr. Parinya Booncharoen
Calibration Department Manager

THIS CERTIFICATE REPORT MAY NOT BE REPRODUCED EXCEPT IN FULL UNLESS PERMISSION FOR REPRODUCTION HAS BEEN OBTAINED IN WRITING FROM THE LABORATORY

JIRANATEE ASSOCIATES CO.,LTD.
Jiranatee Associates Co.,Ltd
63/14-15, 67/35-36
Petchkasem 7,7/1, Rd.Watthapra, Bangkokyai,
Bangkok 10600 (Thailand)
Tel: +6608680812
Mobile: +66863999453
E-mail: jnac-calibration@jiranatee.com
Web site: www.jiranatee.com

Accredited calibration laboratory
ISO/IEC 17025:2017
NSC-TISI-TIS 17025
CALIBRATION 0367

Pressure measurement laboratory
Calibration services department.

NSC - TISI - TIS 17025
CALIBRATION 0367

CERTIFICATE OF CALIBRATION

Certificate No. : CP-002-66

MEASUREMENT RESULTS : ☑ Without adjustment ☐ With adjustment
CALIBRATION IN THE RANGE OF : 950 – 1050 mbar

The results of calibration and associated measurement uncertainties are reported in the table below.

STD (mbar)	UUC* (mbar)	Error (mbar)	Uncertainty (k=2) (mbar)
950.09	951.0	0.9	1.1
970.05	970.7	0.7	0.85
990.02	990.5	0.5	0.71
1010.04	1010.3	0.2	0.46
1030.01	1030.0	0.0	0.38
1050.03	1049.8	-0.2	0.44

Note: UUC* Unit Under Calibration
: To convert the result in report unit to Pa should be multiply by 100

End of certificate

Jiranatee Associates CO., Ltd.

63/14-15,67/35-36, Soi Petchkasem7,7/1, Petchkasem Rd,
Watthapra, Bangkokyai, Bangkok 10600 Thailand.
Tel.: (66) 02-8680812#13 Fax.: (66) 02-8680860 www.jiranatee.com

NSC - TISI - TIS 17025
CALIBRATION 0367

CERTIFICATE OF CALIBRATION

Certificate No. : CT-006-66

Equipment Name: Data Logger with Temperature Sensor
Manufacturer: Novalynx
Model: 110-WS-25DL-D
Serial No.: A5965
ID No.: BKK_FS1370

Customer
Name: ALS laboratory group (Thailand) Co., Ltd.
Address: 104 Phatthanakan 40, Phatthanakan Rd., Khwaeng Suan Luang, Khet Suan Luang, Bangkok 10250 Thailand.

Received date: 19 May 2023
Calibration date: 31 May 2023
Issue date: 31 May 2023

Reference Used During Calibration
1.Standard Temperature Probe Model: STS-100 A500, Serial No.: 667682-09, Due date: 28 Mar 2024
2.Digital Temperature Indicator Model: DTI-1000-A MK II, Serial No.: 671407-00591 Due date: 22 July 2023

Calibration Condition
Temperature: (23±3)°C
Relative Humidity: (55±15)%

Calibration Procedure
The temperature calibration was done by In-House calibration method as WI-CL-001 according to comparison method with standard digital temperature indicator and standard temperature probe. The temperature scale use was based on ITS-90.

Traceability
The measurement results are traceable to the international system of units (SI) through National Institute of Metrology Thailand (NIMT) Certificate number: TT-0038-23, Certificate number: ER-0092-22

Noted: *The certificate is valid only to the item calibrated on date and place of calibration.*

Calibrated by
☐ Mr. Sorawit Thachalad
☑ Miss Jittraporn Lertsomphol

Approved Signatory:
Mr. Parinya Booncharoen
Calibration Department Manager

THIS CERTIFICATE MAY NOT BE REPRODUCED EXCEPT IN FULL UNLESS PERMISSION FOR REPRODUCTION HAS BEEN OBTAINED IN WRITING FROM THE LABORATORY.

63/14-15,67/35-36, Soi Petchkasem7,7/1, Petchkasem Rd,
Wathapra, Bangkokyai, Banghok 10600 Thailand.
Tel.: (66) 02-8680812#13 Fax.: (66) 02-8680860 www.jiranatee.com

NSC - TISI - TIS 17025 CALIBRATION 0367

Result of Calibration:- ☑ Without Adjustment ☐ With Adjustment

Calibration Range: 20-40 °C

Function:

This equipment was connected with temperature sensor Model: HMP60 S/N: U3641226.

Dimension : Diameter 12 mm. Length 80 mm.

Immersion Depth (mm)	Standard Reading (°C)	UUC Reading (°C)	Error (°C)	Uncertainty (°C)
60	20.001	20.0	0.0	0.099
60	25.004	24.9	-0.1	0.099
60	30.005	29.8	-0.2	0.099
60	35.002	34.8	-0.2	0.099
60	40.001	39.7	-0.3	0.099

UUC* : Unit Under Calibration

The reported expanded uncertainty is based on standard uncertainty multiplied by a coverage factor k=2 providing a level of confidence of approximately 95%.

★ End of Certificate ★

JIRANATE ASSOCIATES CO.,

63/14-15,67/35-36, Soi Petchkasem7,7/1, Petchkasem Rd,
Wathapra, Bangkokyai,Bangkok 10600 Thailand.
Tel.: (66) 02-8680812#13 Fax.: (66) 02-8680860 www.jiranatee.com

CERTIFICATE OF CALIBRATION

Calibration No. : RH-03052023
Page 1 of 1 Pages

Measurement Item : Relative humidity with data logger
Manufacturer : Novalynx
Model/Type : 110-WS-25DL-D
Serial Number : A5965
ID No. : BKK_PS1370
Customer : ALS laboratory group (Thailand) Co., Ltd.
: 104 Phatthanakan 40, Phatthanakan Rd., Khwaeng Suan Luang, Khet Suan Luang, Bangkok 10250 Thailand.

Environmental Condition:
The measurement was carried out in an ambient temperature of (25±3)°C, and relative humidity of (50±15)%.

Measurement Method:
Unit Under Calibration (UUC) was calibrated by comparison method with standard chilled mirror hygrometer model: 1860-3 in the humidity generator chamber to determine the errors.

Traceability:
This instrument was calibrated using standard equipment whose accuracy is traceability through National Institute of Standards and Technology to the international system of units (SI) via MCS Calibration, Inc. Certificate number: 20926-001. Due date: Sep 26, 2024.

Measurement Date : May 31, 2023
Issued Date : May 31, 2023

Measurement Results:
This equipment was connected with Indoor air quality probe and Displayed (UR) on display. Model: HMP60, Serial number: U3641226.
Calibration was performed in the range of 20%RH to 80%RH
The results of calibration are reported in table below.

Determined (%RH)	Standard (Reading) (%RH)	UUC (Reading) (%RH)	Error (%RH)	Uncertainty ±(%RH)
20	20.06	19.3	-0.8	0.52
50	50.29	49.4	-0.9	0.53
80	80.27	79.8	-0.5	0.52

Performed by
☐ Mr. Sorawit Thachalad
☑ Miss Jittraporn Lertsomphol

JIRANATE ASSOCIATES CO.,

Approved Signatory: .....
Mr. Parinya Booncharoen.
Calibration Department Manager

THIS CALIBRATION REPORT MAY NOT BE REPRODUCED EXCEPT IN FULL UNLESS PERMISSION FOR REPRODUCTION HAS BEEN OBTAINED IN WRITING FROM THE LABORATORY.

JIRANATEE ASSOCIATES CO.,LTD.

Jiranatee Associates Co.,Ltd
63/14-15, 67/35-36
Petchkasem 7,7/1, Rd. Watthapra, Bangkokyai,
Bangkok 10600(Thailand)
Tel: +6608680812
Mobile: +66863999453
E-mail: jnac-calibration@jiranatee.com
Web site: www.jiranatee.com

Accredited calibration laboratory
ISO/IEC 17025:2017
NSC-TISI-TIS 17025
CALIBRATION 0367

Air speed measurement laboratory
Calibration services department.

REVIEW BY Monchom P.
APPROVED BY .....
ISSUE CAL. DATE 10/8/24

Certificate Number
CL-019-66

CERTIFICATE OF CALIBRATION

MEASUREMENT ITEM : Cup anemometer
MANUFACTURER : Novalynx
MODEL/TYPE : Sensor: WS-02F
Data logger: 200-WS-25LB
SERIAL NUMBER : Sensor: -
Data logger: A5374
ID NUMBER : RYG_FS0412
CONDITION AS-RECEIVED : Used item
CUSTOMER : ALS laboratory group (Thailand) Co., Ltd.
104 Phatthanakan 40, Phatthanakan Rd, Khwaeng Suan Luang, Khet Suan Luang, Bangkok 10250 Thailand.

RECEIVED DATE : 27 Jan 2023
MEASUREMENT DATE : 10 Feb 2023
ISSUE DATE : 10 Feb 2023

ENVIRONMENTAL CONDITIONS:
Ambient condition in the laboratory are as follow:

Temperature	: 23.0 ± 3.0	°C
Relative Humidity	: 55.0 ± 15.0	%RH
Atmospheric Pressure	: 1010 ± 10	hPa

PLACE OF CALIBRATION : Eiffel-type wind tunnel of Jiranatee Associates Co., Ltd.

CALIBRATION CONDITIONS

: Wind tunnel cross-section area[1]	900	cm^2
Win direction frontal area[2]	100	cm^2
Diameter of mounting pipe[3]	-	mm
Blockage ratio of test object[4]	0.111	[-]

Preconditioning : 24 hours at ambient conditions.
Measurement Condition : The average values during measurement are (23.5) °C, (49.7) %RH and (1010.3) hPa.

TABULATION OF RESULTS:
The table on next page give the measured values.

Calibrated by:
☑ Mr. Sorawit Thachalad
☐ Miss Jittraporn Lertsomphol

JIRANATE ASSOCIATES CO.,LTD.

Approved signatory: .....
Mr. Parinya Booncharoen
Calibration Department Manager

Remark:
[1] Nozzle cross-section area of the wind tunnel
[2] Projected cross-section area of the tested object include mounting pipe
[3] Diameter of mounting pipe
[4] Ratio [2] to [1]

THIS CERTIFICATE OF CALIBRATION MAY NOT BE REPRODUCED EXCEPT IN FULL UNLESS PERMISSION FOR REPRODUCTION HAS BEEN OBTAINED IN WRITING FROM THE LABORATORY

Calibration procedure:
The cup anemometer was calibrated against Standard air velocity transducer model: 8455-32 and pitot tube with precision differential pressure meter model: DPM2500 in an close test section of Eiffel-type wind tunnel with 900 cm^2 cross test section area. The WI-CL-007 based on IEC 61400-12-1, Wind energy generation systems – Part 12-1: Power performance measurements of electricity producing wind turbines, March 2017 was used as a calibration guideline.

Traceability:
This certificate provides a traceability of The measurement to recognized the national standards, and to realization of the international system of units (SI) through the NIMT (National Metrology Institute of Thailand) via Certificate number: MW-0052-21 and MW-0066-22

Uncertainty of Measurement:
The reported uncertainty of measurement is based on the standard uncertainty multiplied by a coverage factor k=2, Which for a normal distribution corresponds to a coverage probability of approximately 95%. The standard uncertainty has been determined in accordance with the GUM "Evaluation of measurement data - Guide to the expression of uncertainty in measurement"

Certificate Number
CL-019-66

MEASUREMENT RESULTS[5]

The cup anemometer, Unit Under Calibration (UUC) was exercise at 10 m/s for 5 minutes prior to calibration being performed. The standard air velocity 0.5 m/s to 5 m/s was calculated by a standard air velocity transducer and above 5 m/s to 30 m/s was calculated by a pitot tube with precision differential pressure meter which was installed 40 mm and 300 mm respectively away from wind tunnel nozzle, UUC was installed at center of the test section. The calibration was carried out under both rising and falling air velocity in the range of 1 m/s to 16 m/s at calibration interval of 1 m/s. The results of calibration and associated measurement uncertainties are reported in the table below.

v_{std}[5] (m/s)	Temp. wind tunnel (°C)	Temp. room (°C)	v_{uuc}[7] (m/s)	Error (m/s)	U (k=2) (m/s)
0.981	23.52	23.50	0.8	-0.2	0.15
2.039	23.46	23.50	1.8	-0.2	0.16
3.040	23.50	23.50	2.9	-0.2	0.17
4.144	23.56	23.50	3.9	-0.2	0.20
5.00	23.38	23.50	4.8	-0.2	0.19
5.98	23.56	23.50	5.8	-0.2	0.17
7.05	23.26	23.50	6.9	-0.2	0.18
8.15	23.50	23.50	7.9	-0.2	0.19
9.09	23.30	23.50	8.9	-0.2	0.19
10.09	23.50	23.50	9.9	-0.2	0.20
11.14	23.24	23.50	11.0	-0.2	0.21
12.13	23.36	23.50	12.0	-0.2	0.21
13.18	23.32	23.50	13.0	-0.2	0.21
14.26	23.18	23.50	14.0	-0.2	0.22
15.21	23.30	23.50	14.9	-0.3	0.24
16.28	23.12	23.50	16.1	-0.2	0.24

Remark:
[7] Calibration results only count for the tested circumstances and environmental conditions during which calibration took place
[5] Velocity of standard
[7] Velocity of Unit Under Calibration

PHOTO OF CALIBRATION SET-UP

Calibration set-up of the cup anemometer calibration in the wind tunnel of Jiranatee Associates Co., Ltd. The cup anemometer shown may differ from the calibrated one. Remark: The proportion of the set- up is not true to scale due to imaging geometry.

End of Certificate of Calibration

JIRANATE ASSOCIATES CO., LTD.

Jiranatee Associates Co., Ltd.

JIRANATEE ASSOCIATES CO.,LTD.

Jiranatee Associates Co.,Ltd
63/14-15, 67/35-36
Petchkasem 7,7/1, Rd. Watthapra, Bangkokyai,
Bangkok 10600 (Thailand)
Tel: +6608680812
Mobile: +66863999453
E-mail: jnac-calibration@jiranatee.com
Web site: www.jiranatee.com

Accredited calibration laboratory
ISO/IEC 17025:2017
NSC-TISI-TIS 17025
CALIBRATION 0367

Air speed measurement laboratory
Calibration services department.

Certificate Number
CL-017-66

CERTIFICATE OF CALIBRATION

MEASUREMENT ITEM : Wind Direction Sensor
MANUFACTURER : Novalynx
MODEL/TYPE : Sensor: WS-02F
Data logger: 200-WS-25LB
SERIAL NUMBER : Sensor: -
Data logger: A5374
ID NUMBER : RYG_FS0412
CONDITION AS-RECEIVED : Used item
CUSTOMER : ALS laboratory group (Thailand) Co., Ltd.
104 Phatthanakan 40, Phatthanakan Rd, Khwaeng Suan Luang, Khet Suan Luang, Bangkok 10250 Thailand.

RECEIVED DATE : 27 Jan 2023
MEASUREMENT DATE : 10 Feb 2023
ISSUE DATE : 10 Feb 2023

ENVIRONMENTAL CONDITIONS:
Ambient condition in the laboratory are as follow:

Temperature	: 23.0 ± 3.0	°C
Relative Humidity	: 55.0 ± 15.0	%RH
Atmospheric Pressure	: 1010± 10	hPa

PLACE OF CALIBRATION : Eiffel-type wind tunnel of Jiranatee Associates Co., Ltd.

CALIBRATION CONDITION

: Wind tunnel cross-section area[1]	900	cm^2
Win direction frontal area[2]	129	cm^2
Diameter of mounting pipe[3]	-	mm
Blockage ratio of test object[4]	0.143	[-]

Preconditioning : 24 hours at ambient conditions.
Measurement Condition : The average values during measurement are (23.9)°C, (50.6) %RH and (1011.8) hPa.

Calibration procedure:
The wind direction sensor was calibrated against Standard Rotary Encoder model: AX4009TS-DM04-P3-S-U0 in an close test-section of Eiffel-type wind tunnel with 900 cm^2 cross test section area. The WI-CL-008 based on IEC 61400-12-1, Wind energy generation systems – Part 12-1: Power performance measurements of electricity producing wind turbines, March 2017 was used as a calibration guideline.

Traceability:
This certificate provides a traceability of The measurement to recognized the national standards, and to realization of the international system of units (SI) through the NIMT (National Metrology Institute of Thailand) via Certificate number: DA-0043-22

Uncertainty of Measurement:
The reported uncertainty of measurement is based on the standard uncertainty multiplied by a coverage factor k=2, Which for a normal distribution corresponds to a coverage probability of approximately 95%. The standard uncertainty has been determined in accordance with the GUM 'Evaluation of measurement data - Guide to the expression of uncertainty in measurement'

TABULATION OF RESULTS:
The table on next page give the measured values.

Calibrated by:
☑ Mr. Sorawit Thachalad
☐ Miss Jittraporn Lertsomphol

JIRANATE ASSOCIATES CO., LTD.

Approved signatory: ....
Mr. Parinya Booncharoen
Calibration Department Manager

Remark:
[1] Nozzle cross-section area of the wind tunnel
[2] Projected cross-section area of the tested object include mounting pipe
[3] Diameter of mounting pipe
[4] Ratio [2] to [1]

THIS CERTIFICATE OF CALIBRATION MAY NOT BE REPRODUCED EXCEPT IN FULL UNLESS PERMISSION FOR REPRODUCTION HAS BEEN OBTAINED IN WRITING FROM THE LABORATORY

Jiranatee Associates Co., Ltd.

Certificate Number
CL-017-66

MEASUREMENT RESULTS [5]

The wind direction sensor was calibrated against standard rotary encoder by comparison method. During calibration, the measurement was carried out at 45° intervals in clockwise and counterclockwise directions after offset adjustment has been made. The flow speed of wind tunnel (usually 5 m/s) is kept constant while the sensor is rotated around its vertical axis. The results of calibration and associated measurement uncertainties are reported in the table below.

Air speed m/s	D^6_{std} Degree (°)	D^7_{uuc} Degree (°)	Error Degree (°)	*U (k=2)* Degree (°)
4.98	0.000	0	0	0.58
	45.000	41	-4	0.58
	90.000	87	-3	0.74
	135.001	132	-3	0.74
	180.000	178	-2	0.74
	225.000	227	2	0.58
	270.000	274	4	0.58
	315.000	320	5	0.58

Remark:
[5] Calibration results only count for the tested circumstances and environmental conditions during which calibration took place
[6] Direction of standard
[7] Direction of Unit Under Calibration

JIRANATE ASSOCIATES CO., LTD.

End of Certificate of Calibration

Jiranatee Associates Co., Ltd.

JIRANATEE ASSOCIATES CO.,LTD.

Jiranatee Associates Co.,Ltd
63/14-15, 67/35-36
Petchkasem 7,7/1, Rd. Watthapra, Bangkokyai,
Bangkok 10600 (Thailand)
Tel: +6608680812
Mobile: +66863999453
E-mail: jnac-calibration@jiranatee.com
Web site: www.jiranatee.com

Accredited calibration laboratory
ISO/IEC 17025:2017
NSC-TISI-TIS 17025
CALIBRATION 0367

Air speed measurement laboratory
Calibration services department.

CHECKED BY ... Kmalom P.
APPROVED BY ...
NEXT CAL. DATE ... 10/8/24

Certificate Number
CL-020-66

CERTIFICATE OF CALIBRATION

MEASUREMENT ITEM : Cup anemometer
MANUFACTURER : Novalynx
MODEL/TYPE : Sensor: WS-02F
Data logger: 200-WS-25LB
SERIAL NUMBER : Sensor: -
Data logger: A5375
ID NUMBER : RYG_FS0413
CONDITION AS-RECEIVED : Used item
CUSTOMER : ALS laboratory group (Thailand) Co., Ltd.
104 Phatthanakan 40, Phatthanakan Rd, Khwaeng Suan Luang, Khet Suan Luang, Bangkok 10250 Thailand.

RECEIVED DATE : 27 Jan 2023
MEASUREMENT DATE : 10 Feb 2023
ISSUE DATE : 10 Feb 2023

ENVIRONMENTAL CONDITIONS:
Ambient condition in the laboratory are as follow:

Temperature	: 23.0 ± 3.0	°C
Relative Humidity	: 55.0 ± 15.0	%RH
Atmospheric Pressure	: 1010 ± 10	hPa

PLACE OF CALIBRATION : Eiffel-type wind tunnel of Jiranatee Associates Co., Ltd.

CALIBRATION CONDITIONS

: Wind tunnel cross-section area[1]	900	cm^2
Win direction frontal area[2]	100	cm^2
Diameter of mounting pipe[3]	-	mm
Blockage ratio of test object[4]	0.111	[-]

Preconditioning : 24 hours at ambient conditions.
Measurement Condition : The average values during measurement are (24.0) °C, (41.7) %RH and (1015.0) hPa.

Calibration procedure:
The cup anemometer was calibrated against Standard air velocity transducer model: 8455-12 and pitot tube with precision differential pressure meter model: DPM2500 in an close test-section of Eiffel-type wind tunnel with 900 cm^2 cross test section area. The WI-CL-007 based on IEC 61400-12-1, Wind energy generation systems – Part 12-1: Power performance measurements of electricity producing wind turbines, March 2017 was used as a calibration guideline.

Traceability:
This certificate provides a traceability of The measurement to recognized the national standards, and to realization of the international system of units (SI) through the NIMT (National Metrology Institute of Thailand) via Certificate number: MW-0052-21 and MW-0066-22

Uncertainty of Measurement:
The reported uncertainty of measurement is based on the standard uncertainty multiplied by a coverage factor k=2, Which for a normal distribution corresponds to a coverage probability of approximately 95%. The standard uncertainty has been determined in accordance with the GUM 'Evaluation of measurement data - Guide to the expression of uncertainty in measurement'

TABULATION OF RESULTS:
The table on next page give the measured values.

Calibrated by:
☑ Mr. Sorawit Thachalad
☐ Miss Jittraporn Lertsomphol

JIRANATE ASSOCIATES CO., LTD.

Approved signatory: ....
Mr. Parinya Booncharoen
Calibration Department Manager

Remark:
[1] Nozzle cross-section area of the wind tunnel
[2] Projected cross-section area of the tested object include mounting pipe
[3] Diameter of mounting pipe
[4] Ratio [2] to [1]

THIS CERTIFICATE OF CALIBRATION MAY NOT BE REPRODUCED EXCEPT IN FULL UNLESS PERMISSION FOR REPRODUCTION HAS BEEN OBTAINED IN WRITING FROM THE LABORATORY

Jiranatee Associates Co., Ltd.

Certificate Number
CL-020-66

MEASUREMENT RESULTS [5]

The cup anemometer, Unit Under Calibration (UUC) was exercise at 10 m/s for 5 minutes prior to calibration being performed. The standard air velocity 0.5 m/s to 5 m/s was calculated by a standard air velocity transducer and above 5 m/s to 30 m/s was calculated by a pitot tube with precision differential pressure meter which was installed 40 mm and 300 mm respectively away from wind tunnel nozzle, UUC was installed at center of the test section. The calibration was carried out under both rising and falling air velocity in the range of 1 m/s to 16 m/s at calibration interval of 1 m/s. The results of calibration and associated measurement uncertainties are reported in the table below.

v_{std}^6 (m/s)	Temp. wind tunnel (°C)	Temp. room (°C)	v_{uuc}^7 (m/s)	Error (m/s)	*U (k=2)* (m/s)
0.984	24.10	24.00	0.7	-0.3	0.16
2.029	23.98	24.00	1.8	-0.3	0.16
3.044	23.96	24.00	2.9	-0.2	0.19
4.136	24.20	24.00	3.8	-0.3	0.20
5.00	23.80	24.00	4.8	-0.2	0.21
5.98	24.24	24.00	5.8	-0.2	0.17
7.05	23.90	24.00	6.9	-0.2	0.19
8.19	24.14	24.00	8.0	-0.2	0.19
9.09	23.88	24.00	8.9	-0.2	0.20
10.09	23.88	24.00	9.8	-0.2	0.19
11.16	23.74	24.00	11.0	-0.2	0.23
12.13	23.82	24.00	12.0	-0.2	0.24
13.19	23.70	24.00	13.0	-0.2	0.22
14.26	23.66	24.00	14.0	-0.3	0.28
15.24	23.66	24.00	14.9	-0.3	0.23
16.30	23.70	24.00	16.0	-0.3	0.23

Remark:
[5] Calibration results only count for the tested circumstances and environmental conditions during which calibration took place
[6] Velocity of standard
[7] Velocity of Unit Under Calibration

PHOTO OF CALIBRATION SET-UP

Calibration set-up of the cup anemometer calibration in the wind tunnel of Jiranatee Associates Co., Ltd. The cup anemometer shown may differ from the calibrated one. Remark: The proportion of the set- up is not true to scale due to imaging geometry.

JIRANATE ASSOCIATES CO., LTD.

End of Certificate of Calibration

Jiranatee Associates Co., Ltd.

JIRANATEE ASSOCIATES CO.,LTD.

Jiranatee Associates Co.,Ltd
63/14-15, 67/35-36
Petchkasem 7,7/1, Rd. Watthapra, Bangkokyai,
Bangkok 10600(Thailand)
Tel: +6683869812
Mobile: +66863999453
E-mail: jnac-calibration@jiranatee.com
Web site: www.jiranatee.com

Accredited calibration laboratory
ISO/IEC 17025:2017
NSC-TISI-TIS 17025
CALIBRATION 0367

Air speed measurement laboratory
Calibration services department.

Certificate Number
CL-018-66

CERTIFICATE OF CALIBRATION

MEASUREMENT ITEM : Wind Direction Sensor
MANUFACTURER : Novalynx
MODEL/TYPE : Sensor: WS-02F
Data logger: 200-WS-25LB
SERIAL NUMBER : Sensor: -
Data logger: A5375
ID NUMBER : RYG_FS0413
CONDITION AS-RECEIVED : Used item
CUSTOMER : ALS laboratory group (Thailand) Co., Ltd.
104 Phatthanakan 40, Phatthanakan Rd, Khwaeng Suan Luang,
Khet Suan Luang, Bangkok 10250 Thailand.

RECEIVED DATE : 27 Jan 2023
MEASUREMENT DATE : 10 Feb 2023
ISSUE DATE : 10 Feb 2023

ENVIRONMENTAL CONDITIONS:
Ambient condition in the laboratory are as follow:

Temperature	: 23.0 ± 3.0	°C
Relative Humidity	: 55.0 ± 15.0	%RH
Atmospheric Pressure	: 1010± 10	hPa

PLACE OF CALIBRATION : Eiffel-type wind tunnel of Jiranatee Associates Co., Ltd.

CALIBRATION CONDITION

Wind tunnel cross-section area[1]	900	cm^2
Win direction frontal area[2]	129	cm^2
Diameter of mounting pipe[3]	-	mm
Blockage ratio of test object[4]	0.143	[-]

Preconditioning : 24 hours at ambient conditions.
Measurement Condition : The average values during measurement are (23.8)°C, (50.2) %RH and (1012.2) hPa.

TABULATION OF RESULTS:
The table on next page give the measured values.

Calibration procedure:
The wind direction sensor was calibrated against Standard Rotary Encoder model: AX4009TS-DM04-P3-S-U0 in an close test section of Eiffel-type wind tunnel with 900 cm^2 cross test section area. The WI-CL-008 based on IEC 61400-12-1, Wind energy generation systems – Part 12-1: Power performance measurements of electricity producing wind turbines, March 2017 was used as a calibration guideline.

Traceability:
This certificate provides a traceability of The measurement to recognized the national standards, and to realization of the international system of units (SI) through the NIMT (National Metrology Institute of Thailand) via Certificate number: DA-0043-22

Uncertainty of Measurement:
The reported uncertainty of measurement is based on the standard uncertainty multiplied by a coverage factor k=2, Which for a normal distribution corresponds to a coverage probability of approximately 95%. The standard uncertainty has been determined in accordance with the GUM 'Evaluation of measurement data - Guide to the expression of uncertainty in measurement'

Calibrated by:
☑ Mr. Sorawit Thachalad
☐ Miss Jittraporn Lertsomphol

Approved signatory:
Mr. Parinya Booncharoen
Calibration Department Manager

Remark:
[1] Nozzle cross-section area of the wind tunnel
[2] Projected cross-section area of the tested object include mounting pipe
[3] Diameter of mounting pipe
[4] Ratio [2] to [1]

THIS CERTIFICATE OF CALIBRATION MAY NOT BE REPRODUCED EXCEPT IN FULL UNLESS PERMISSION FOR REPRODUCTION HAS BEEN OBTAINED IN WRITING FROM THE LABORATORY

Certificate Number
CL-018-66

MEASUREMENT RESULTS [5]

The wind direction sensor was calibrated against standard rotary encoder by comparison method. During calibration, the measurement was carried out at 45° intervals in clockwise and counterclockwise directions after offset adjustment has been made. The flow speed of wind tunnel (usually 5 m/s) is kept constant while the sensor is rotated around its vertical axis. The results of calibration and associated measurement uncertainties are reported in the table below.

Air speed	D'_{std}	D'_{UUC}	Error	U (k=2)
m/s	Degree (°)	Degree (°)	Degree (°)	Degree (°)
	0.000	0	0	0.58
	45.000	41	-4	0.58
	90.001	87	-3	0.74
4.99	135.000	133	-2	0.74
	180.000	180	0	0.74
	225.000	227	2	0.68
	270.000	273	3	0.68
	315.000	318	3	0.74

Remark:
[5] Calibration results only count for the tested circumstances and environmental conditions during which calibration took place
[6] Direction of standard
[7] Direction of Unit Under Calibration

End of Certificate of Calibration

JIRANATE ASSOCIATES CO.,LTD.

Jiranatee Associates Co.,Ltd
63/14-15, 67/35-36
Petchkasem 7,7/1, Rd. Watthapra, Bangkokyai,
Bangkok 10600(Thailand)
Tel: +6683869812
Mobile: +66863999453
E-mail: jnac-calibration@jiranatee.com
Web site: www.jiranatee.com

Accredited calibration laboratory
ISO/IEC 17025:2017
NSC-TISI-TIS 17025
CALIBRATION 0367

Air speed measurement laboratory
Calibration services department.

REVIEW BY Nopakorn P.
APPROVED BY
NEXT CAL DATE 10/8/24

Certificate Number
CL-021-66

CERTIFICATE OF CALIBRATION

MEASUREMENT ITEM : Cup anemometer
MANUFACTURER : Novalynx
MODEL/TYPE : Sensor: WS-02F
Data logger: 200-WS-25LB
SERIAL NUMBER : Sensor: -
Data logger: A5376
ID NUMBER : RYG_FS0414
CONDITION AS-RECEIVED : Used item
CUSTOMER : ALS laboratory group (Thailand) Co., Ltd.
104 Phatthanakan 40, Phatthanakan Rd, Khwaeng Suan Luang,
Khet Suan Luang, Bangkok 10250 Thailand.

RECEIVED DATE : 27 Jan 2023
MEASUREMENT DATE : 10 Feb 2023
ISSUE DATE : 10 Feb 2023

ENVIRONMENTAL CONDITIONS:
Ambient condition in the laboratory are as follow:

Temperature	: 23.0 ± 3.0	°C
Relative Humidity	: 55.0 ± 15.0	%RH
Atmospheric Pressure	: 1010 ± 10	hPa

PLACE OF CALIBRATION : Eiffel-type wind tunnel of Jiranatee Associates Co., Ltd.

CALIBRATION CONDITIONS

Wind tunnel cross-section area[1]	900	cm^2
Win direction frontal area[2]	100	cm^2
Diameter of mounting pipe[3]	-	mm
Blockage ratio of test object[4]	0.111	[-]

Preconditioning : 24 hours at ambient conditions.
Measurement Condition : The average values during measurement are (24.1) °C, (47.6) %RH and (1014.7) hPa.

TABULATION OF RESULTS:
The table on next page give the measured values.

Calibration procedure:
The cup anemometer was calibrated against Standard air velocity transducer model: 8455-12 and pitot tube with precision differential pressure meter model: DPM2500 in an close test section of Eiffel-type wind tunnel with 900 cm^2 cross test section area. The WI-CL-007 based on IEC 61400-12-1, Wind energy generation systems – Part 12-1: Power performance measurements of electricity producing wind turbines, March 2017 was used as a calibration guideline.

Traceability:
This certificate provides a traceability of The measurement to recognized the national standards, and to realization of the international system of units (SI) through the NIMT (National Metrology Institute of Thailand) via Certificate number: MW-0052-21 and MW-0066-22

Uncertainty of Measurement:
The reported uncertainty of measurement is based on the standard uncertainty multiplied by a coverage factor k=2, Which for a normal distribution corresponds to a coverage probability of approximately 95%. The standard uncertainty has been determined in accordance with the GUM 'Evaluation of measurement data - Guide to the expression of uncertainty in measurement'

Calibrated by:
☑ Mr. Sorawit Thachalad
☐ Miss Jittraporn Lertsomphol

Approved signatory:
Mr. Parinya Booncharoen
Calibration Department Manager

Remark:
[1] Nozzle cross-section area of the wind tunnel
[2] Projected cross-section area of the tested object include mounting pipe
[3] Diameter of mounting pipe
[4] Ratio [2] to [1]

THIS CERTIFICATE OF CALIBRATION MAY NOT BE REPRODUCED EXCEPT IN FULL UNLESS PERMISSION FOR REPRODUCTION HAS BEEN OBTAINED IN WRITING FROM THE LABORATORY

Certificate Number
CL-021-66

MEASUREMENT RESULTS [5]

The cup anemometer, Unit Under Calibration (UUC) was exercise at 10 m/s for 5 minutes prior to calibration being performed. The standard air velocity 0.5 m/s to 5 m/s was calculated by a standard air velocity transducer and above 5 m/s to 30 m/s was calculated by a pitot tube with precision differential pressure meter which was installed 40 mm and 300 mm respectively away from wind tunnel nozzle, UUC was installed at center of the test section. The calibration was carried out under both rising and falling air velocity in the range of 1 m/s to 16 m/s at calibration interval of 1 m/s. The results of calibration and associated measurement uncertainties are reported in the table below.

V_{std}[6]	Temp. wind tunnel	Temp. room	V_{UUC}[7]	Error	U (k=2)
(m/s)	(°C)	(°C)	(m/s)	(m/s)	(m/s)
0.985	24.10	24.10	0.8	-0.2	0.36
2.033	24.10	24.10	1.9	-0.1	0.15
3.040	23.94	24.10	3.0	-0.1	0.23
4.134	24.10	24.10	4.0	-0.1	0.20
4.99	23.92	24.10	4.9	-0.1	0.44
5.98	24.10	24.10	6.0	0.0	0.18
7.05	23.90	24.10	7.0	-0.1	0.36
8.19	24.06	24.10	8.2	0.0	0.26
9.09	23.84	24.10	9.1	0.0	0.24
10.09	23.92	24.10	10.1	0.0	0.28
11.15	23.80	24.10	11.1	0.0	0.45
12.14	23.80	24.10	12.2	0.0	0.31
13.19	23.80	24.10	13.2	0.0	0.47
14.26	23.74	24.10	14.3	0.0	0.42
15.25	23.78	24.10	15.1	-0.1	0.66
16.28	23.70	24.10	16.3	0.0	0.56

Remark:
[5] Calibration results only count for the tested circumstances and environmental conditions during which calibration took place
[6] Velocity of standard
[7] Velocity of Unit Under Calibration

PHOTO OF CALIBRATION SET-UP

Calibration set-up of the cup anemometer calibration in the wind tunnel of Jiranatee Associates Co., Ltd. The cup anemometer shown may differ from the calibrated one. Remark: The proportion of the set- up is not true to scale due to imaging geometry.

End of Certificate of Calibration

Jiranatee Associates Co., Ltd.

JNAC
JIRANATEE ASSOCIATES CO.,LTD.

Jiranatee Associates Co.,Ltd.
63/34-15, 67/35-36
Petchkasem 7,7/1, Rd. Watthapra, Bangkokyai,
Bangkok 10600(Thailand)
Tel: +6608680812
Mobile: +66863999453
E-mail: jnac-calibration@jiranatee.com
Web site: www.jiranatee.com

Accredited calibration laboratory
ISO/IEC 17025:2017
NSC-TISI-TIS 17025
CALIBRATION 0367

Air speed measurement laboratory
Calibration services department.

Certificate Number
CL-019-66

CERTIFICATE OF CALIBRATION

MEASUREMENT ITEM : Wind Direction Sensor
MANUFACTURER : Novalynx
MODEL/TYPE : Sensor: WS-02F
Data logger: 200-WS-25LB
SERIAL NUMBER : Sensor: -
Data logger: A5376
ID NUMBER : RYG_FS0414
CONDITION AS-RECEIVED : Used Item
CUSTOMER : ALS laboratory group (Thailand) Co., Ltd.
104 Phatthanakan 40, Phatthanakan Rd, Khwaeng Suan Luang, Khet Suan Luang, Bangkok 10250 Thailand.

RECEIVED DATE : 27 Jan 2023
MEASUREMENT DATE : 10 Feb 2023
ISSUE DATE : 10 Feb 2023

ENVIRONMENTAL CONDITIONS:
Ambient condition in the laboratory are as follow:

Temperature	: 23.0 ± 3.0	°C
Relative Humidity	: 55.0 ± 15.0	%RH
Atmospheric Pressure	: 1010± 10	hPa

PLACE OF CALIBRATION : Eiffel-type wind tunnel of Jiranatee Associates Co., Ltd.

CALIBRATION CONDITION

Wind tunnel cross-section area[1]	900	cm^2
Win direction frontal area[2]	129	cm^2
Diameter of mounting pipe[3]	-	mm
Blockage ratio of test object[4]	0.143	[-]

Preconditioning : 24 hours at ambient conditions.
Measurement Condition : The average values during measurement are (24.0)°C, (49.0) %RH and (1014.1) hPa.

TABULATION OF RESULTS:
The table on next page give the measured values.

Calibration procedure:
The wind direction sensor was calibrated against Standard Rotary Encoder model: AX4009TS-DM04-P3-S-U0 in an close test-section of Eiffel-type wind tunnel with 900 cm^2 cross test section area. The WI-CL-008 based on IEC 61400-12-1, Wind energy generation systems – Part 12-1: Power performance measurements of electricity producing wind turbines, March 2017 was used as a calibration guideline.

Traceability:
This certificate provides a traceability of The measurement to recognized the national standards, and to realization of the international system of units (SI) through the NIMT (National Metrology Institute of Thailand) via Certificate number: DA-0043-22

Uncertainty of Measurement:
The reported uncertainty of measurement is based on the standard uncertainty multiplied by a coverage factor k=2, Which for a normal distribution corresponds to a coverage probability of approximately 95%. The standard uncertainty has been determined in accordance with the GUM 'Evaluation of measurement data - Guide to the expression of uncertainty in measurement'

Calibrated by:
☑ Mr. Sorawit Thachalad
☐ Miss Jittragorn Lertsomphol

Approved signatory: Mr. Parinya Booncharoen
Calibration Department Manager

Remark:
[1] Nozzle cross-section area of the wind tunnel
[2] Projected cross-section area of the tested object include mounting pipe
[3] Diameter of mounting pipe
[4] Ratio [2] to [1]

THIS CERTIFICATE OF CALIBRATION MAY NOT BE REPRODUCED EXCEPT IN FULL UNLESS PERMISSION FOR REPRODUCTION HAS BEEN OBTAINED IN WRITING FROM THE LABORATORY

Certificate Number
CL-019-66

MEASUREMENT RESULTS [5]

The wind direction sensor was calibrated against standard rotary encoder by comparison method. During calibration, the measurement was carried out at 45° intervals in clockwise and counterclockwise directions after offset adjustment has been made. The flow speed of wind tunnel (usually 5 m/s) is kept constant while the sensor is rotated around its vertical axis. The results of calibration and associated measurement uncertainties are reported in the table below.

Air speed m/s	D°_{std} Degree (°)	D°_{unc} Degree (°)	Error Degree (°)	U (k=2) Degree (°)
4.99	0.000	0	0	0.58
	45.000	41	-4	0.58
	90.000	87	-3	0.58
	135.001	132	-3	0.68
	180.000	179	-1	0.74
	225.000	227	2	0.91
	270.001	273	3	0.58
	315.000	318	3	0.74

Remark:
[5] Calibration results only count for the tested circumstances and environmental conditions during which calibration took place
[6] Direction of standard
[7] Direction of Unit Under Calibration

End of Certificate of Calibration

JNAC
JIRANATEE ASSOCIATES CO.,LTD.

Jiranatee Associates Co.,Ltd.
63/34-15, 67/35-36
Petchkasem 7,7/1, Rd. Watthapra, Bangkokyai,
Bangkok 10600(Thailand)
Tel: +6608680812
Mobile: +66863999453
E-mail: jnac-calibration@jiranatee.com
Web site: www.jiranatee.com

Accredited calibration laboratory
ISO/IEC 17025:2017
NSC-TISI-TIS 17025
CALIBRATION 0367

Air speed measurement laboratory
Calibration services department.

REVIEW BY Pranakorn R.
APPROVED BY
NEXT CALIBRATE 19/4/24

Certificate Number
CL-011-66

CERTIFICATE OF CALIBRATION

MEASUREMENT ITEM : Wind Direction Sensor
MANUFACTURER : Novalynx
MODEL/TYPE : Sensor: WS-02F
Data logger: 200-WS-25DL
SERIAL NUMBER : Sensor: -
Data logger: A4987
ID NUMBER : RYG_FS0089
CONDITION AS-RECEIVED : Used Item
CUSTOMER : ALS laboratory group (Thailand) Co., Ltd.
104 Phatthanakan 40, Phatthanakan Rd, Khwaeng Suan Luang, Khet Suan Luang, Bangkok 10250 Thailand.

RECEIVED DATE : 16 Jan 2023
MEASUREMENT DATE : 19 Jan 2023
ISSUE DATE : 20 Jan 2023

ENVIRONMENTAL CONDITIONS:
Ambient condition in the laboratory are as follow:

Temperature	: 23.0 ± 3.0	°C
Relative Humidity	: 55.0 ± 15.0	%RH
Atmospheric Pressure	: 1010± 10	hPa

PLACE OF CALIBRATION : Eiffel-type wind tunnel of Jiranatee Associates Co., Ltd.

CALIBRATION CONDITION

Wind tunnel cross-section area[1]	900	cm^2
Win direction frontal area[2]	129	cm^2
Diameter of mounting pipe[3]	-	mm
Blockage ratio of test object[4]	0.143	[-]

Preconditioning : 24 hours at ambient conditions.
Measurement Condition : The average values during measurement are (24.1)°C, (54.3) %RH and (1015.2) hPa.

TABULATION OF RESULTS:
The table on next page give the measured values.

Calibration procedure:
The wind direction sensor was calibrated against Standard Rotary Encoder model: AX4009TS-DM04-P3-S-U0 in an close test-section of Eiffel-type wind tunnel with 900 cm^2 cross test section area. The WI-CL-008 based on IEC 61400-12-1, Wind energy generation systems – Part 12-1: Power performance measurements of electricity producing wind turbines, March 2017 was used as a calibration guideline.

Traceability:
This certificate provides a traceability of The measurement to recognized the national standards, and to realization of the international system of units (SI) through the NIMT (National Metrology Institute of Thailand) via Certificate number: DA-0043-22

Uncertainty of Measurement:
The reported uncertainty of measurement is based on the standard uncertainty multiplied by a coverage factor k=2, Which for a normal distribution corresponds to a coverage probability of approximately 95%. The standard uncertainty has been determined in accordance with the GUM 'Evaluation of measurement data - Guide to the expression of uncertainty in measurement'

Calibrated by:
☑ Mr. Sorawit Thachalad
☐ Miss Jittragorn Lertsomphol

Approved signatory: Mr. Parinya Booncharoen
Calibration Department Manager

Remark:
[1] Nozzle cross-section area of the wind tunnel
[2] Projected cross-section area of the tested object include mounting pipe
[3] Diameter of mounting pipe
[4] Ratio [2] to [1]

THIS CERTIFICATE OF CALIBRATION MAY NOT BE REPRODUCED EXCEPT IN FULL UNLESS PERMISSION FOR REPRODUCTION HAS BEEN OBTAINED IN WRITING FROM THE LABORATORY

Certificate Number
CL-011-66

MEASUREMENT RESULTS [5]

The wind direction sensor was calibrated against standard rotary encoder by comparison method. During calibration, the measurement was carried out at 45° intervals in clockwise and counterclockwise directions after offset adjustment has been made. The flow speed of wind tunnel (usually 5 m/s) is kept constant while the sensor is rotated around its vertical axis. The results of calibration and associated measurement uncertainties are reported in the table below.

Air speed m/s	D°_{std} Degree (°)	D°_{unc} Degree (°)	Error Degree (°)	U (k=2) Degree (°)
5.03	0.000	0	0	0.58
	45.000	41	-4	0.68
	90.000	88	-2	0.74
	135.000	133	-2	0.58
	180.000	180	0	0.74
	225.000	228	3	0.74
	270.000	273	3	0.68
	315.000	316	1	0.74

Remark:
[5] Calibration results only count for the tested circumstances and environmental conditions during which calibration took place
[6] Direction of standard
[7] Direction of Unit Under Calibration

End of Certificate of Calibration

Jiranatee Associates Co., Ltd.

JIRANATEE ASSOCIATES CO.,LTD.

Jiranatee Associates Co.,Ltd.
63/14-15, 67/35-36
Petchkasem 7,7/1, Rd. Watthapra, Bangkokyai,
Bangkok 10600 (Thailand)
Tel: +6608680812
Mobile: +66863999453
E-mail: jnac-calibration@jiranatee.com
Web site: www.jiranatee.com

Accredited calibration laboratory
ISO/IEC 17025:2017
NSC-TISI-TIS 17025
CALIBRATION 0367

Air speed measurement laboratory
Calibration services department.

Certificate Number
CL-011-66

CERTIFICATE OF CALIBRATION

MEASUREMENT ITEM : Cup anemometer
MANUFACTURER : Novalynx
MODEL/TYPE : Sensor: WS-02F
Data logger: 200-WS-25DL
SERIAL NUMBER : Sensor: -
Data logger: A4987
ID NUMBER : RYG_FS0089
CONDITION AS-RECEIVED : Used item
CUSTOMER : ALS laboratory group (Thailand) co., ltd.
104 Phatthanakan 40, Phatthanakan Rd, Khwaeng Suan Luang, Khet Suan Luang, Bangkok 10250 Thailand.

RECEIVED DATE : 16 Jan 2023
MEASUREMENT DATE : 18 Jan 2023
ISSUE DATE : 20 Jan 2023

ENVIRONMENTAL CONDITIONS:
Ambient condition in the laboratory are as follow:

Temperature	: 23.0 ± 3.0	°C
Relative Humidity	: 55.0 ± 15.0	%RH
Atmospheric Pressure	: 1010 ± 10	hPa

PLACE OF CALIBRATION : Eiffel-type wind tunnel of Jiranatee Associates Co., Ltd.

CALIBRATION CONDITIONS

: Wind tunnel cross-section area[1]	900	cm^2
Win direction frontal area[2]	100	cm^2
Diameter of mounting pipe[3]	-	mm
Blockage ratio of test object[4]	0.111	[-]

Preconditioning : 24 hours at ambient conditions.
Measurement Condition : The average values during measurement are (23.5) °C, (52.8) %RH and (1014.1) hPa.

Calibration procedure:
The cup anemometer was calibrated against Standard air velocity transducer model: 8455-12 and pitot tube with precision differential pressure meter model: DPM2500 in an close test-section of Eiffel-type wind tunnel with 900 cm^2 cross test section area. The WI-CL-007 based on IEC 61400-12-1, Wind energy generation systems – Part 12-1: Power performance measurements of electricity producing wind turbines, March 2017 was used as a calibration guideline.

Traceability:
This certificate provides a traceability of The measurement to recognized the national standards, and to realization of the international system of units (SI) through the NIMT (National Metrology Institute of Thailand) via Certificate number: MW-0052-21 and MW-0066-22

Uncertainty of Measurement:
The reported uncertainty of measurement is based on the standard uncertainty multiplied by a coverage factor k=2, Which for a normal distribution corresponds to a coverage probability of approximately 95%. The standard uncertainty has been determined in accordance with the GUM 'Evaluation of measurement data - Guide to the expression of uncertainty in measurement'

TABULATION OF RESULTS:
The table on next page give the measured values.

Calibrated by:
☑ Mr. Sorawit Thachalad
☐ Miss Jittraporn Lertsomphol

Approved signatory: ....
Mr. Parinya Booncharoen
Calibration Department Manager

Remark:
[1] Nozzle cross-section area of the wind tunnel
[2] Projected cross-section area of the tested object include mounting pipe
[3] Diameter of mounting pipe
[4] Ratio [2] to [1]

THIS CERTIFICATE OF CALIBRATION MAY NOT BE REPRODUCED EXCEPT IN FULL UNLESS PERMISSION FOR REPRODUCTION HAS BEEN OBTAINED IN WRITING FROM THE LABORATORY

Certificate Number
CL-011-66

MEASUREMENT RESULTS [5]

The cup anemometer, Unit Under Calibration (UUC) was exercise at 10 m/s for 5 minutes prior to calibration being performed. The standard air velocity 0.5 m/s to 5 m/s was calculated by a standard air velocity transducer and above 5 m/s to 30 m/s was calculated by a pitot tube with precision differential pressure meter which was installed 40 mm and 300 mm respectively away from wind tunnel nozzle, UUC was installed at center of the test section. The calibration was carried out under both rising and falling air velocity in the range of 1 m/s to 16 m/s at calibration interval of 1 m/s. The results of calibration and associated measurement uncertainties are reported in the table below.

v_{std}[6] (m/s)	Temp. wind tunnel (°C)	Temp. room (°C)	v_{uuc}[7] (m/s)	Error (m/s)	*U (k=2)* (m/s)
0.983	23.50	23.45	0.8	-0.2	0.17
2.035	23.44	23.45	1.9	-0.1	0.16
3.049	23.50	23.45	2.9	-0.2	0.19
4.136	23.50	23.45	3.9	-0.2	0.20
5.01	23.40	23.45	4.9	-0.1	0.18
6.00	23.50	23.45	5.9	-0.1	0.19
7.07	23.40	23.45	7.0	-0.1	0.19
8.18	23.50	23.45	8.0	-0.2	0.19
9.10	23.26	23.45	9.0	-0.1	0.20
10.09	23.44	23.45	9.9	-0.1	0.21
11.15	23.30	23.45	11.0	-0.1	0.21
12.14	23.42	23.45	12.0	-0.1	0.25
13.20	23.22	23.45	13.1	-0.1	0.26
14.25	23.34	23.45	14.1	-0.1	0.24
15.24	23.24	23.45	15.0	-0.3	0.26
16.31	23.24	23.45	16.1	-0.2	0.24

Remark:
[5] Calibration results only count for the tested circumstances and environmental conditions during which calibration took place
[6] Velocity of standard
[7] Velocity of Unit Under Calibration

PHOTO OF CALIBRATION SET-UP



Calibration set-up of the cup anemometer calibration in the wind tunnel of Jiranatee Associates Co., Ltd. The cup anemometer shows may differ from the calibrated one. Remark: The proportion of the set- up is not true to scale due to imaging geometry.

End of Certificate of Calibration

JIRANATEE ASSOCIATES CO.,LTD.

Jiranatee Associates Co.,Ltd.
63/14-15, 67/35-36
Petchkasem 7,7/1, Rd. Watthapra, Bangkokyai,
Bangkok 10600 (Thailand)
Tel: +6608680812
Mobile: +66863999453
E-mail: jnac-calibration@jiranatee.com
Web site: www.jiranatee.com

Accredited calibration laboratory
ISO/IEC 17025:2017
NSC-TISI-TIS 17025
CALIBRATION 0367

Air speed measurement laboratory
Calibration services department.

REVIEW BY ......Noralom P
APPROVED BY ......
NEXT CAL. DATE 18/2/25

Certificate Number
CWS-003-66

CERTIFICATE OF CALIBRATION

MEASUREMENT ITEM : Cup anemometer
MANUFACTURER : Novalynx
MODEL/TYPE : Sensor: WS-02F
Data logger: 200-WS-25LB
SERIAL NUMBER : Sensor: WSD-A5190
Data logger: A5190
ID NUMBER : RYG_FS0329
CONDITION AS-RECEIVED : Used item
CUSTOMER : ALS laboratory group (Thailand) Co., Ltd.
104 Phatthanakan 40, Phatthanakan Rd, Khwaeng Suan Luang, Khet Suan Luang, Bangkok 10250 Thailand.

RECEIVED DATE : 11 Aug 2023
MEASUREMENT DATE : 18 Aug 2023
ISSUE DATE : 21 Aug 2023

ENVIRONMENTAL CONDITIONS:
Ambient condition in the laboratory are as follow:

Temperature	: 23.0 ± 3.0	°C
Relative Humidity	: 55.0 ± 15.0	%RH
Atmospheric Pressure	: 1010 ± 10	hPa

PLACE OF CALIBRATION : Eiffel-type wind tunnel of Jiranatee Associates Co., Ltd.

CALIBRATION CONDITIONS

: Wind tunnel cross-section area[1]	900	cm^2
Win direction frontal area[2]	100	cm^2
Diameter of mounting pipe[3]	–	mm
Blockage ratio of test object[4]	0.111	[-]

Preconditioning : 24 hours at ambient conditions.
Measurement Condition : The average values during measurement are (24.3) °C, (43.1) %RH and (1005.59) hPa.

Calibration procedure:
The cup anemometer was calibrated against Standard air velocity transducer model: 8455-12 and pitot tube with precision differential pressure meter model: DPM2500 in an close test-section of Eiffel-type wind tunnel with 900 cm^2 cross test section area. The WI-CL-007 based on IEC 61400-12-1, Wind energy generation systems – Part 12-1: Power performance measurements of electricity producing wind turbines, March 2017 was used as a calibration guideline.

Traceability:
This certificate provides a traceability of The measurement to recognized the national standards, and to realization of the international system of units (SI) through the NIMT (National Metrology Institute of Thailand) via Certificate number: MW-0052-21 and MW-0066-22

Uncertainty of Measurement:
The reported uncertainty of measurement is based on the standard uncertainty multiplied by a coverage factor k=2, Which for a normal distribution corresponds to a coverage probability of approximately 95%. The standard uncertainty has been determined in accordance with the GUM 'Evaluation of measurement data - Guide to the expression of uncertainty in measurement'

TABULATION OF RESULTS:
The table on next page give the measured values.

JNAC
JIRANATEE ASSOCIATES CO.,LTD.

Calibrated by:
☑ Mr. Sorawit Thachalad
☐ Miss Jittraporn Lertsomphol

Approved signatory: ....
Mr. Parinya Booncharoen
Calibration Department Manager

Remark:
[1] Nozzle cross-section area of the wind tunnel
[2] Projected cross-section area of the tested object include mounting pipe
[3] Diameter of mounting pipe
[4] Ratio [2] to [1]

THIS CERTIFICATE OF CALIBRATION MAY NOT BE REPRODUCED EXCEPT IN FULL UNLESS PERMISSION FOR REPRODUCTION HAS BEEN OBTAINED IN WRITING FROM THE LABORATORY

Certificate Number
CWS-003-66

MEASUREMENT RESULTS [5]

The cup anemometer, Unit Under Calibration (UUC) was exercise at 10 m/s for 5 minutes prior to calibration being performed. The standard air velocity 0.5 m/s to 5 m/s was calculated by a standard air velocity transducer and above 5 m/s to 30 m/s was calculated by a pitot tube with precision differential pressure meter which was installed 40 mm and 300 mm respectively away from wind tunnel nozzle, UUC was installed at center of the test section. The calibration was carried out under both rising and falling air velocity in the range of 1 m/s to 16 m/s at calibration interval of 1 m/s. The results of calibration and associated measurement uncertainties are reported in the table below.

v_{std}[6] (m/s)	Temp. wind tunnel (°C)	Temp. room (°C)	v_{uuc}[7] (m/s)	Error (m/s)	*U (k=2)* (m/s)
1.032	24.10	24.30	0.9	-0.1	0.31
2.095	24.54	24.30	1.9	-0.2	0.31
3.006	24.08	24.30	2.9	-0.1	0.31
4.220	24.04	24.30	4.0	-0.2	0.31
5.00	23.78	24.30	4.9	-0.1	0.31
5.97	23.82	24.30	5.9	-0.1	0.31
7.01	23.78	24.30	6.9	-0.1	0.31
8.13	24.00	24.30	8.0	-0.1	0.31
9.07	23.82	24.30	9.0	-0.1	0.31
10.07	23.90	24.30	9.9	-0.1	0.31
11.13	23.84	24.30	11.1	0.0	0.31
12.13	23.80	24.30	12.0	-0.1	0.31
13.19	23.82	24.30	13.2	0.0	0.31
14.24	23.74	24.30	14.1	-0.1	0.31
15.20	23.80	24.30	15.2	0.0	0.33
16.26	23.74	24.30	16.1	-0.2	0.31

Remark:
[5] Calibration results only count for the tested circumstances and environmental conditions during which calibration took place
[6] Velocity of standard
[7] Velocity of Unit Under Calibration

PHOTO OF CALIBRATION SET-UP



Calibration set-up of the cup anemometer calibration in the wind tunnel of Jiranatee Associates Co., Ltd. The cup anemometer shown may differ from the calibrated one. Remark: The proportion of the set- up is not true to scale due to imaging geometry.

End of Certificate of Calibration

JNAC
JIRANATEE ASSOCIATES CO.,LTD.

Jiranatee Associates Co., Ltd.

JIRANATEE ASSOCIATES CO.,LTD.

Jiranatee Associates Co.,Ltd
63/14-15, 67/35-36
Petchkasem 7,7/1, Rd. Watthapra, Bangkokyai,
Bangkok 10600(Thailand)
Tel: +6608680812
Mobile: +66863999453
E-mail: jnac-calibration@jiranatee.com
Web site: www.jiranatee.com

Accredited calibration laboratory
ISO/IEC 17025:2017
NSC-TISI-TIS 17025
CALIBRATION 0367

Air speed measurement laboratory
Calibration services department.

Certificate Number
CWD-003-66

CERTIFICATE OF CALIBRATION

MEASUREMENT ITEM : Wind Direction Sensor
MANUFACTURER : Novalynx
MODEL/TYPE : Sensor: WS-02F
Data logger: 200-WS-25LB
SERIAL NUMBER : Sensor: WSD-A5190
Data logger: A5190
ID NUMBER : RYG_FS0329
CONDITION AS-RECEIVED : Used item
CUSTOMER : ALS laboratory group (Thailand) Co., Ltd.
104 Phatthanakan 40, Phatthanakan Rd, Khwaeng Suan Luang,
Khet Suan Luang, Bangkok 10250 Thailand.

RECEIVED DATE : 11 Aug 2023
MEASUREMENT DATE : 18 Aug 2023
ISSUE DATE : 21 Aug 2023

ENVIRONMENTAL CONDITIONS:
Ambient condition in the laboratory are as follow:

Temperature	: 23.0 ± 3.0	°C
Relative Humidity	: 55.0 ± 15.0	%RH
Atmospheric Pressure	: 1010± 10	hPa

PLACE OF CALIBRATION : Eiffel-type wind tunnel of Jiranatee Associates Co., Ltd.

CALIBRATION CONDITION

Wind tunnel cross-section area[1]	900	cm^2
Win direction frontal area[2]	129	cm^2
Diameter of mounting pipe[3]	-	mm
Blockage ratio of test object[4]	0.143	[-]

Preconditioning : 24 hours at ambient conditions.
Measurement Condition : The average values during measurement are (23.9)°C, (44.8) %RH and (1009.2) hPa.

TABULATION OF RESULTS:
The table on next page give the measured values.

Calibration procedure:
The wind direction sensor was calibrated against Standard Rotary Encoder model: AX4009TS-DM04-P3-S-U0 in an close test-section of Eiffel-type wind tunnel with 900 cm^2 cross test section area. The WI-CL-008 based on IEC 61400-12-1, Wind energy generation systems – Part 12-1: Power performance measurements of electricity producing wind turbines, March 2017 was used as a calibration guideline.

Traceability:
This certificate provides a traceability of The measurement to recognized the national standards, and to realization of the international system of units (SI) through the NIMT (National Metrology Institute of Thailand) via Certificate number: DA-0043-22

Uncertainty of Measurement:
The reported uncertainty of measurement is based on the standard uncertainty multiplied by a coverage factor k=2, Which for a normal distribution corresponds to a coverage probability of approximately 95%. The standard uncertainty has been determined in accordance with the GUM 'Evaluation of measurement data - Guide to the expression of uncertainty in measurement'

Calibrated by:
☑ Mr. Sorawit Thachalad
☐ Miss Jittraporn Lertsomphol

Approved signatory:
Mr. Parinya Booncharoen
Calibration Department Manager

Remark:
[1] Nozzle cross-section area of the wind tunnel
[2] Projected cross-section area of the tested object include mounting pipe
[3] Diameter of mounting pipe
[4] Ratio [2] to [1]

THIS CERTIFICATE OF CALIBRATION MAY NOT BE REPRODUCED EXCEPT IN FULL UNLESS PERMISSION FOR REPRODUCTION HAS BEEN OBTAINED IN WRITING FROM THE LABORATORY

Certificate Number
CWD-003-66

MEASUREMENT RESULTS [5]

The wind direction sensor was calibrated against standard rotary encoder by comparison method. During calibration, the measurement was carried out at 45° intervals in clockwise and counterclockwise directions after offset adjustment has been made. The flow speed of wind tunnel (usually 5 m/s) is kept constant while the sensor is rotated around its vertical axis. The results of calibration and associated measurement uncertainties are reported in the table below.

Air speed	D'_{std}	D'_{unc}	Error	U (k=2)
m/s	Degree (°)	Degree (°)	Degree (°)	Degree (°)
5.00	45.000	41	-4	1.0
	90.000	87	-3	1.0
	135.001	132	-3	1.0
	180.000	178	-2	1.0
	225.000	226	1	1.0
	270.000	272	2	1.0
	315.000	319	4	1.0
	360.000	359	-1	1.0

Remark:
[5] Calibration results only count for the tested circumstances and environmental conditions during which calibration took place
[6] Direction of standard
[7] Direction of Unit Under Calibration

End of Certificate of Calibration

JIRANATEE ASSOCIATES CO.,LTD.

Jiranatee Associates Co.,Ltd
63/14-15, 67/35-36
Petchkasem 7,7/1, Rd. Watthapra, Bangkokyai,
Bangkok 10600(Thailand)
Tel: +6608680812
Mobile: +66863999453
E-mail: jnac-calibration@jiranatee.com
Web site: www.jiranatee.com

Accredited calibration laboratory
ISO/IEC 17025:2017
NSC-TISI-TIS 17025
CALIBRATION 0367

Air speed measurement laboratory
Calibration services department.

REVIEW BY
APPROVED BY
NEXT CAL DATE 10/09/23 11/6/24

Certificate Number
CL-016-65

CERTIFICATE OF CALIBRATION

MEASUREMENT ITEM : Cup anemometer
MANUFACTURER : Novalynx
MODEL/TYPE : Sensor: WS-02F
Data logger: 110-WS-25DL-D
SERIAL NUMBER : Sensor: WSD-005
Data logger: A5447
ID NUMBER : SGK_FS0039
CONDITION AS-RECEIVED : Used item
CUSTOMER : ALS laboratory group (Thailand) co., ltd.
104 Phatthanakan 40, Phatthanakan Rd, Khwaeng Suan Luang,
Khet Suan Luang, Bangkok 10250 Thailand.

RECEIVED DATE : 07 Dec 2022
MEASUREMENT DATE : 10 Dec 2022
ISSUE DATE : 12 Dec 2022

ENVIRONMENTAL CONDITIONS:
Ambient condition in the laboratory are as follow:

Temperature	: 23.0 ± 3.0	°C
Relative Humidity	: 55.0 ± 15.0	%RH
Atmospheric Pressure	: 1010± 10	hPa

PLACE OF CALIBRATION : Eiffel-type wind tunnel of Jiranatee Associates Co., Ltd.

CALIBRATION CONDITIONS

Wind tunnel cross-section area[1]	900	cm^2
Win direction frontal area[2]	100	cm^2
Diameter of mounting pipe[3]	-	mm
Blockage ratio of test object[4]	0.111	[-]

Preconditioning : 24 hours at ambient conditions.
Measurement Condition : The average values during measurement are (24.1) °C, (47.2) %RH and (1009.8) hPa.

TABULATION OF RESULTS:
The table on next page give the measured values.

Calibration procedure:
The cup anemometer was calibrated against Standard air velocity transducer model: 8455-12 and pitot tube with precision differential pressure meter model: DPM2500 in an close test-section of Eiffel-type wind tunnel with 900 cm^2 cross test section area. The WI-CL-007 based on IEC 61400-12-1, Wind energy generation systems – Part 12-1: Power performance measurements of electricity producing wind turbines, March 2017 was used as a calibration guideline.

Traceability:
This certificate provides a traceability of The measurement to recognized the national standards, and to realization of the international system of units (SI) through the NIMT (National Metrology Institute of Thailand) via Certificate number: MW-0052-21 and MW-0066-22

Uncertainty of Measurement:
The reported uncertainty of measurement is based on the standard uncertainty multiplied by a coverage factor k=2, Which for a normal distribution corresponds to a coverage probability of approximately 95%. The standard uncertainty has been determined in accordance with the GUM 'Evaluation of measurement data - Guide to the expression of uncertainty in measurement'

Calibrated by:
☑ Mr. Sorawit Thachalad
☐ Miss Jittraporn Lertsomphol

Approved signatory:
Mr. Parinya Booncharoen
Calibration Department Manager

Remark:
[1] Nozzle cross-section area of the wind tunnel
[2] Projected cross-section area of the tested object include mounting pipe
[3] Diameter of mounting pipe
[4] Ratio [2] to [1]

THIS CERTIFICATE OF CALIBRATION MAY NOT BE REPRODUCED EXCEPT IN FULL UNLESS PERMISSION FOR REPRODUCTION HAS BEEN OBTAINED IN WRITING FROM THE LABORATORY

Certificate Number
CL-016-65

MEASUREMENT RESULTS [5]

The cup anemometer, Unit Under Calibration (UUC) was exercise at 10 m/s for 5 minutes prior to calibration being performed. The standard air velocity 0.5 m/s to 5 m/s was calculated by a standard air velocity transducer and above 5 m/s to 30 m/s was calculated by a pitot tube with precision differential pressure meter which was installed 40 mm and 300 mm respectively away from wind tunnel nozzle, UUC was installed at center of the test section. The calibration was carried out under both rising and falling air velocity in the range of 1 m/s to 16 m/s at calibration interval of 1 m/s. The results of calibration and associated measurement uncertainties are reported in the table below.

v_{ref} [6] (m/s)	Temp. wind tunnel (°C)	Temp. room (°C)	v_{unc} [7] (m/s)	Error (m/s)	U (k=2) (m/s)
0.985	23.94	24.05	0.8	-0.2	0.14
2.050	24.10	24.05	1.9	-0.2	0.16
3.026	23.92	24.05	2.9	-0.1	0.17
4.234	24.20	24.05	3.9	-0.3	0.20
5.03	23.80	24.05	4.9	-0.1	0.19
6.02	24.10	24.05	5.9	-0.1	0.18
7.07	23.76	24.05	6.9	-0.2	0.17
8.18	23.76	24.05	8.1	-0.1	0.19
9.11	23.86	24.05	8.9	-0.2	0.19
10.09	23.78	24.05	10.0	-0.1	0.22
11.16	23.90	24.05	10.8	-0.3	0.21
12.13	23.76	24.05	12.1	0.0	0.20
13.20	23.90	24.05	13.0	-0.2	0.25
14.26	23.88	24.05	14.0	-0.2	0.30
15.25	24.00	24.05	14.9	-0.3	0.23
16.31	24.00	24.05	16.0	-0.3	0.26

Remark:
[5] Calibration results only count for the tested circumstances and environmental conditions during which calibration took place
[6] Velocity of standard
[7] Velocity of Unit Under Calibration

PHOTO OF CALIBRATION SET-UP



Calibration set-up of the cup anemometer calibration in the wind tunnel of Jiranatee Associates Co., Ltd. The cup anemometer shown may differ from the calibrated one. Remark: The proportion of the set- up is not true to scale due to imaging geometry.

End of Certificate of Calibration

Jiranatee Associates Co., Ltd.

JIRANATEE ASSOCIATES CO.,LTD.

Jiranatee Associates Co.,Ltd
63/14-15, 67/35-36
Petchkasem 7,7/1, Rd. Watthapra, Bangkokyai,
Bangkok 10600(Thailand)
Tel: +6608680812
Mobile: +66863999453
E-mail: jnac-calibration@jiranatee.com
Web site: www.jiranatee.com

Accredited calibration laboratory
ISO/IEC 17025:2017
NSC-TISI-TIS 17025
CALIBRATION 0367

Air speed measurement laboratory
Calibration services department.

Certificate Number
CL-016-65

CERTIFICATE OF CALIBRATION

MEASUREMENT ITEM : Wind Direction Sensor
MANUFACTURER : Novalynx
MODEL/TYPE : Sensor: WS-02F
Data logger: 110-WS-2SDL-D
SERIAL NUMBER : Sensor: WSD-005
Data logger: A5447
ID NUMBER : SGK_FS0039
CONDITION AS-RECEIVED : Used item
CUSTOMER : ALS laboratory group (Thailand) co., ltd.
104 Phatthanakan 40, Phatthanakan Rd, Khwaeng Suan Luang, Khet Suan Luang, Bangkok 10250 Thailand.

RECEIVED DATE : 07 Dec 2022
MEASUREMENT DATE : 12 Dec 2022
ISSUE DATE : 12 Dec 2022

ENVIRONMENTAL CONDITIONS:
Ambient condition in the laboratory are as follow::

Temperature	: 23.0 ± 3.0	°C
Relative Humidity	: 55.0 ± 15.0	%RH
Atmospheric Pressure	: 1010± 10	hPa

PLACE OF CALIBRATION : Eiffel-type wind tunnel of Jiranatee Associates Co., Ltd.

CALIBRATION CONDITION : Wind tunnel cross-section area[1] 900 cm^2
Win direction frontal area[2] 129 cm^2
Diameter of mounting pipe[3] - mm
Blockage ratio of test object[4] 0.143 [-]

Preconditioning : 24 hours at ambient conditions.
Measurement Condition : The average values during measurement are (24.0)°C, (50.1) %RH and (1011.8) hPa.

Calibration procedure:
The wind direction sensor was calibrated against Standard Rotary Encoder model: AX40075-DM04-P3-S-U0 in an close test-section of Eiffel-type wind tunnel with 900 cm^2 cross test section area. The WI-CL-008 based on IEC 61400-12-1, Wind energy generation systems – Part 12-1: Power performance measurements of electricity producing wind turbines, March 2017 was used as a calibration guideline.

Traceability:
This certificate provides a traceability of The measurement to recognized the national standards, and to realization of the international system of units (SI) through the NIMT (National Metrology Institute of Thailand) via Certificate number: DA-0043-22

Uncertainty of Measurement:
The reported uncertainty of measurement is based on the standard uncertainty multiplied by a coverage factor k=2, Which for a normal distribution corresponds to a coverage probability of approximately 95%. The standard uncertainty has been determined in accordance with the GUM 'Evaluation of measurement data - Guide to the expression of uncertainty in measurement'

TABULATION OF RESULTS:
The table on next page give the measured values.

Calibrated by:
☑ Mr. Sorawit Thachalad
☐ Miss Jittraporn Lertsomphol

Approved signatory: .....
Mr. Parinya Booncharoen
Calibration Department Manager

Remark:
[1] Nozzle cross-section area of the wind tunnel
[2] Projected cross-section area of the tested object include mounting pipe
[3] Diameter of mounting pipe
[4] Ratio [2] to [1]

THIS CERTIFICATE OF CALIBRATION MAY NOT BE REPRODUCED EXCEPT IN FULL UNLESS PERMISSION FOR REPRODUCTION HAS BEEN OBTAINED IN WRITING FROM THE LABORATORY

Certificate Number
CL-016-65

MEASUREMENT RESULTS [5]

The wind direction sensor was calibrated against standard rotary encoder by comparison method. During calibration, the measurement was carried out at 45° intervals in clockwise and counterclockwise directions after offset adjustment has been made. The flow speed of wind tunnel (usually 5 m/s) is kept constant while the sensor is rotated around its vertical axis. The results of calibration and associated measurement uncertainties are reported in the table below.

Air speed	D'_{std}	D'_{unc}	Error	U (k=2)
m/s	Degree (°)	Degree (°)	Degree (°)	Degree (°)
	0.001	0	0	0.58
	45.000	41	-4	0.74
	90.001	87	-3	0.68
5.02	135.000	133	-2	0.74
	180.001	181	1	0.68
	225.000	229	3	0.76
	270.001	275	5	0.74
	315.000	320	5	0.74

Remark:
[1] Calibration results only count for the tested circumstances and environmental conditions during which calibration took place
[5] Direction of standard
[7] Direction of Unit Under Calibration

End of Certificate of Calibration

JIRANATEE ASSOCIATES CO.,LTD.

Jiranatee Associates Co.,Ltd
63/14-15, 67/35-36
Petchkasem 7,7/1, Rd. Watthapra, Bangkokyai,
Bangkok 10600(Thailand)
Tel: +6608680812
Mobile: +66863999453
E-mail: jnac-calibration@jiranatee.com
Web site: www.jiranatee.com

Accredited calibration laboratory
ISO/IEC 17025:2017
NSC-TISI-TIS 17025
CALIBRATION 0367

Pressure measurement laboratory
Calibration services department.

NSC - TISI - TIS 17025
CALIBRATION 0367

CERTIFICATE OF CALIBRATION

Certificate No. : CL-019-65

MEASUREMENT ITEM : Digital barometer
MANUFACTURER : Novalynx
MODEL/TYPE : 110-WS-25BP
SERIAL NUMBER : A5447
ID NUMBER : SGK_FS0039
CONDITION AS-RECEIVED : Used item
CUSTOMER : ALS laboratory group (Thailand) co., ltd.
104 Phatthanakan 40, Phatthanakan Rd, Khwaeng Suan Luang, Khet Suan Luang, Bangkok 10250 Thailand.

RECEIVED DATE : 07 Dec 2022
MEASUREMENT DATE : 10 Dec 2022
ISSUE DATE : 12 Dec 2022

Calibration procedure:
The pressure calibration was done by in-house calibration method as WI-CL-003 according to comparison method with Digital pressure calibrator based on DKD-R 6-1

Traceability:
The measurement results are traceable to the international system of units (SI) through MENSOR which complies with the requirements of ISO/IEC17025:2017, ANSI/NCSL Z540-1 via Certificate number: 201479.

The reported uncertainty is based on a standard uncertainty multiplied by a coverage k=2, providing a level of confidence of approximately 95%.

CONDITION OF THIS RESULT OF CALIBRATION:
1. Reference Standard Instrument:

Instrument	Model	Serial No.	Certificate No.	Due Date
Absolute Pressure Transducer	CPG2500	410018L1	201479	13 Sep 2022

1. Calibration effort for calibration sequence A
2. The UUC* was installed in vertical orientation above reference standard instrument and center of UUC* was used as the reference level.
3. Calibration conditions:
4. Condition : ☑ Normal ☐ Abnormal
Pressure transmitting medium : Air
ρ_0 (20°C, 1 bar) : 1.19 kg/m^3
H_{amb} : (55±15) %
t_{amb} : (23±3) °C
p_{amb} : (1010±10) mbar
5. The certificate is valid only to the item calibrated on date and place of calibration

Calibrated by:
☑ Mr. Sorawit Thachalad
☐ Miss Jittraporn Lertsomphol

Approved signatory: .....
Mr. Parinya Booncharoen
Calibration Department Manager

THIS CERTIFICATE REPORT MAY NOT BE REPRODUCED EXCEPT IN FULL UNLESS PERMISSION FOR REPRODUCTION HAS BEEN OBTAINED IN WRITING FROM THE LABORATORY

JIRANATEE ASSOCIATES CO.,LTD.

Jiranatee Associates Co.,Ltd
63/14-15, 67/35-36
Petchkasem 7,7/1, Rd. Watthapra, Bangkokyai,
Bangkok 10600(Thailand)
Tel: +6608680812
Mobile: +66863999453
E-mail: jnac-calibration@jiranatee.com
Web site: www.jiranatee.com

Accredited calibration laboratory
ISO/IEC 17025:2017
NSC-TISI-TIS 17025
CALIBRATION 0367

Pressure measurement laboratory
Calibration services department.

NSC - TISI - TIS 17025
CALIBRATION 0367

CERTIFICATE OF CALIBRATION

Certificate No. : CL-019-65

MEASUREMENT RESULTS : ☑ Without adjustment ☐ With adjustment
CALIBRATION IN THE RANGE OF : 950 – 1050 mbar

The results of calibration and associated measurement uncertainties are reported in the table below.

STD (mbar)	UUC* (mbar)	Error (mbar)	Uncertainty (k=2) (mbar)
950.00	950.4	0.4	0.61
970.00	970.2	0.2	0.48
990.00	990.0	0.0	0.37
1010.00	1009.7	-0.3	0.52
1030.00	1029.5	-0.5	0.66
1050.00	1049.2	-0.8	0.95

Note: UUC* Unit Under Calibration
: To convert the result in report unit to Pa should be multiply by 100

End of certificate

Jiranatee Associates Co., Ltd.

JNAC
JIRANATEE ASSOCIATES CO.,LTD.

Jiranatee Associates Co.,Ltd
63/14-15, 67/35-36
Petchkasem 7, 7/1, Rd. Watthapra, Bangkokyai,
Bangkok 10600(Thailand)
Tel: +6608680812
Mobile: +66863999453
E-mail: jnac-calibration@jiranatee.com
Web site: www.jiranatee.com

Accredited calibration laboratory
ISO/IEC 17025:2017
NSC-TISI-TIS 17025
CALIBRATION 0367

Air speed measurement laboratory
Calibration services department.

REVIEW BY Nanakorn P.
APPROVED BY
NEXT CAL. DATE 18/9/24

Certificate Number
CWS-004-66

CERTIFICATE OF CALIBRATION

MEASUREMENT ITEM : Cup anemometer
MANUFACTURER : Novalynx
MODEL/TYPE : Sensor: WS-02F
Data logger: 200-WS-25LB
SERIAL NUMBER : Sensor: WSD-A5191
Data logger: A5191
ID NUMBER : RYG_FS0328
CONDITION AS-RECEIVED : Used item
CUSTOMER : ALS laboratory group (Thailand) Co., Ltd.
104 Phatthanakan 40, Phatthanakan Rd, Khwaeng Suan Luang, Khet Suan Luang, Bangkok 10250 Thailand.

RECEIVED DATE : 11 Aug 2023
MEASUREMENT DATE : 18 Aug 2023
ISSUE DATE : 21 Aug 2023

ENVIRONMENTAL CONDITIONS:
Ambient condition in the laboratory are as follow:

Temperature	: 23.0 ± 3.0	°C
Relative Humidity	: 55.0 ± 15.0	%RH
Atmospheric Pressure	: 1010 ± 10	hPa

PLACE OF CALIBRATION : Eiffel-type wind tunnel of Jiranatee Associates Co., Ltd.

CALIBRATION CONDITIONS

: Wind tunnel cross-section area[1]	900	cm^2
Win direction frontal area[2]	100	cm^2
Diameter of mounting pipe[3]	-	mm
Blockage ratio of test object[4]	0.111	[-]

Preconditioning : 24 hours at ambient conditions.
Measurement Condition : The average values during measurement are (24.1) °C, (44.3) %RH and (1005.44) hPa.

Calibration procedure:
The cup anemometer was calibrated against Standard air velocity transducer model: 8455-12 and pitot tube with precision differential pressure meter model: DPM2500 in an close test section of Eiffel-type wind tunnel with 900 cm^2 cross test section area. The WI-CL-007 based on IEC 61400-12-1, Wind energy generation systems – Part 12-1: Power performance measurements of electricity producing wind turbines, March 2017 was used as a calibration guideline.

Traceability:
This certificate provides a traceability of The measurement to recognized the national standards, and to realization of the international system of units (SI) through the NIMT (National Metrology Institute of Thailand) via Certificate number: MW-0052-21 and MW-0066-22

Uncertainty of Measurement:
The reported uncertainty of measurement is based on the standard uncertainty multiplied by a coverage factor k=2, Which for a normal distribution corresponds to a coverage probability of approximately 95%. The standard uncertainty has been determined in accordance with the GUM 'Evaluation of measurement data - Guide to the expression of uncertainty in measurement'

TABULATION OF RESULTS:
The table on next page give the measured values.

Calibrated by:
☑ Mr. Sorawit Thachalad
☐ Miss Jittraporn Lertsomphol

Approved signatory:
Mr. Parinya Booncharoen
Calibration Department Manager

Remark:
[1] Nozzle cross-section area of the wind tunnel
[2] Projected cross-section area of the tested object include mounting pipe
[3] Diameter of mounting pipe
[4] Ratio [2] to [1]

THIS CERTIFICATE OF CALIBRATION MAY NOT BE REPRODUCED EXCEPT IN FULL UNLESS PERMISSION FOR REPRODUCTION HAS BEEN OBTAINED IN WRITING FROM THE LABORATORY

JNAC
JIRANATEE ASSOCIATES CO.,LTD.

Jiranatee Associates Co.,Ltd
63/14-15, 67/35-36
Petchkasem 7, 7/1, Rd. Watthapra, Bangkokyai,
Bangkok 10600(Thailand)
Tel: +6608680812
Mobile: +66863999453
E-mail: jnac-calibration@jiranatee.com
Web site: www.jiranatee.com

Accredited calibration laboratory
ISO/IEC 17025:2017
NSC-TISI-TIS 17025
CALIBRATION 0367

Air speed measurement laboratory
Calibration services department.

Certificate Number
CWD-004-66

CERTIFICATE OF CALIBRATION

MEASUREMENT ITEM : Wind Direction Sensor
MANUFACTURER : Novalynx
MODEL/TYPE : Sensor: WS-02F
Data logger: 200-WS-25LB
SERIAL NUMBER : Sensor: WSD-A5191
Data logger: A5191
ID NUMBER : RYG_FS0328
CONDITION AS-RECEIVED : Used item
CUSTOMER : ALS laboratory group (Thailand) Co., Ltd.
104 Phatthanakan 40, Phatthanakan Rd, Khwaeng Suan Luang, Khet Suan Luang, Bangkok 10250 Thailand.

RECEIVED DATE : 11 Aug 2023
MEASUREMENT DATE : 18 Aug 2023
ISSUE DATE : 21 Aug 2023

ENVIRONMENTAL CONDITIONS:
Ambient condition in the laboratory are as follow:

Temperature	: 23.0 ± 3.0	°C
Relative Humidity	: 55.0 ± 15.0	%RH
Atmospheric Pressure	: 1010± 10	hPa

PLACE OF CALIBRATION : Eiffel-type wind tunnel of Jiranatee Associates Co., Ltd.

CALIBRATION CONDITION

: Wind tunnel cross-section area[1]	900	cm^2
Win direction frontal area[2]	129	cm^2
Diameter of mounting pipe[3]	-	mm
Blockage ratio of test object[4]	0.143	[-]

Preconditioning : 24 hours at ambient conditions.
Measurement Condition : The average values during measurement are (23.9)°C, (41.2) %RH and (1009.3) hPa.

Calibration procedure:
The wind direction sensor was calibrated against Standard Rotary Encoder model: AX40095-DM04-P3-S-U0 in an close test section of Eiffel-type wind tunnel with 900 cm^2 cross test section area. The WI-CL-008 based on IEC 61400-12-1, Wind energy generation systems – Part 12-1: Power performance measurements of electricity producing wind turbines, March 2017 was used as a calibration guideline.

Traceability:
This certificate provides a traceability of The measurement to recognized the national standards, and to realization of the international system of units (SI) through the NIMT (National Metrology Institute of Thailand) via Certificate number: DA-0043-22

Uncertainty of Measurement:
The reported uncertainty of measurement is based on the standard uncertainty multiplied by a coverage factor k=2, Which for a normal distribution corresponds to a coverage probability of approximately 95%. The standard uncertainty has been determined in accordance with the GUM 'Evaluation of measurement data - Guide to the expression of uncertainty in measurement'

TABULATION OF RESULTS:
The table on next page give the measured values.

Calibrated by:
☑ Mr. Sorawit Thachalad
☐ Miss Jittraporn Lertsomphol

Approved signatory:
Mr. Parinya Booncharoen
Calibration Department Manager

Remark:
[1] Nozzle cross-section area of the wind tunnel
[2] Projected cross-section area of the tested object include mounting pipe
[3] Diameter of mounting pipe
[4] Ratio [2] to [1]

THIS CERTIFICATE OF CALIBRATION MAY NOT BE REPRODUCED EXCEPT IN FULL UNLESS PERMISSION FOR REPRODUCTION HAS BEEN OBTAINED IN WRITING FROM THE LABORATORY

Certificate Number
CWD-004-66

MEASUREMENT RESULTS [5]

The wind direction sensor was calibrated against standard rotary encoder by comparison method. During calibration, the measurement was carried out at 45° intervals in clockwise and counterclockwise directions after offset adjustment has been made. The flow speed of wind tunnel (usually 5 m/s) is kept constant while the sensor is rotated around its vertical axis. The results of calibration and associated measurement uncertainties are reported in the table below.

Air speed	D'_{ref}	D'_{sen}	Error	U (k=2)
m/s	Degree (°)	Degree (°)	Degree (°)	Degree (°)
5.01	45.000	42	-3	1.0
	90.000	87	-3	1.0
	135.000	133	-2	1.0
	180.000	182	2	1.0
	225.000	229	4	1.0
	270.000	275	5	1.0
	315.000	320	5	1.0
	360.000	359	-1	1.0

Remark:
[5] Calibration results only count for the tested circumstances and environmental conditions during which calibration took place
[6] Direction of standard
[7] Direction of Unit Under Calibration

End of Certificate of Calibration

JNAC
JIRANATEE ASSOCIATES CO.,LTD.

Jiranatee Associates Co.,Ltd
63/14-15, 67/35-36
Petchkasem 7, 7/1, Rd. Watthapra, Bangkokyai,
Bangkok 10600(Thailand)
Tel: +6608680812
Mobile: +66863999453
E-mail: jnac-calibration@jiranatee.com
Web site: www.jiranatee.com

Accredited calibration laboratory
ISO/IEC 17025:2017
NSC-TISI-TIS 17025
CALIBRATION 0367

Air speed measurement laboratory
Calibration services department.

REVIEW BY Nanakorn P.
APPROVED BY
NEXT CAL. DATE 19/4/24

Certificate Number
CL-010-66

CERTIFICATE OF CALIBRATION

MEASUREMENT ITEM : Wind Direction Sensor
MANUFACTURER : Novalynx
MODEL/TYPE : Sensor: WS-02F
Data logger: 200-WS-25DL
SERIAL NUMBER : Sensor: -
Data logger: A4986
ID NUMBER : RYG_FS0087
CONDITION AS-RECEIVED : Used item
CUSTOMER : ALS laboratory group (Thailand) Co., Ltd.
104 Phatthanakan 40, Phatthanakan Rd, Khwaeng Suan Luang, Khet Suan Luang, Bangkok 10250 Thailand.

RECEIVED DATE : 16 Jan 2023
MEASUREMENT DATE : 19 Jan 2023
ISSUE DATE : 20 Jan 2023

ENVIRONMENTAL CONDITIONS:
Ambient condition in the laboratory are as follow:

Temperature	: 23.0 ± 3.0	°C
Relative Humidity	: 55.0 ± 15.0	%RH
Atmospheric Pressure	: 1010± 10	hPa

PLACE OF CALIBRATION : Eiffel-type wind tunnel of Jiranatee Associates Co., Ltd.

CALIBRATION CONDITION

: Wind tunnel cross-section area[1]	900	cm^2
Win direction frontal area[2]	129	cm^2
Diameter of mounting pipe[3]	-	mm
Blockage ratio of test object[4]	0.143	[-]

Preconditioning : 24 hours at ambient conditions.
Measurement Condition : The average values during measurement are (23.5)°C, (47.4) %RH and (1015.6) hPa.

Calibration procedure:
The wind direction sensor was calibrated against Standard Rotary Encoder model: AX40095-DM04-P3-S-U0 in an close test section of Eiffel-type wind tunnel with 900 cm^2 cross test section area. The WI-CL-008 based on IEC 61400-12-1, Wind energy generation systems – Part 12-1: Power performance measurements of electricity producing wind turbines, March 2017 was used as a calibration guideline.

Traceability:
This certificate provides a traceability of The measurement to recognized the national standards, and to realization of the international system of units (SI) through the NIMT (National Metrology Institute of Thailand) via Certificate number: DA-0043-22

Uncertainty of Measurement:
The reported uncertainty of measurement is based on the standard uncertainty multiplied by a coverage factor k=2, Which for a normal distribution corresponds to a coverage probability of approximately 95%. The standard uncertainty has been determined in accordance with the GUM 'Evaluation of measurement data - Guide to the expression of uncertainty in measurement'

TABULATION OF RESULTS:
The table on next page give the measured values.

Calibrated by:
☑ Mr. Sorawit Thachalad
☐ Miss Jittraporn Lertsomphol

Approved signatory:
Mr. Parinya Booncharoen
Calibration Department Manager

Remark:
[1] Nozzle cross-section area of the wind tunnel
[2] Projected cross-section area of the tested object include mounting pipe
[3] Diameter of mounting pipe
[4] Ratio [2] to [1]

THIS CERTIFICATE OF CALIBRATION MAY NOT BE REPRODUCED EXCEPT IN FULL UNLESS PERMISSION FOR REPRODUCTION HAS BEEN OBTAINED IN WRITING FROM THE LABORATORY

Jiranatee Associates CO., Ltd.

Certificate Number
CL-010-66

MEASUREMENT RESULTS [6]

The wind direction sensor was calibrated against standard rotary encoder by comparison method. During calibration, the measurement was carried out at 45° intervals in clockwise and counterclockwise directions after offset adjustment has been made. The flow speed of wind tunnel (usually 5 m/s) is kept constant while the sensor is rotated around its vertical axis. The results of calibration and associated measurement uncertainties are reported in the table below.

Air speed	D'_{std}	D'_{unc}	Error	U (k=2)
m/s	Degree (°)	Degree (°)	Degree (°)	Degree (°)
	0.000	0	0	0.58
	45.000	43	-2	0.74
	90.000	88	-2	0.74
5.02	135.000	133	-2	0.74
	180.000	179	-1	0.74
	225.000	225	0	0.68
	270.000	273	3	0.58
	315.000	319	4	0.74

Remark:

[6] Calibration results only count for the tested circumstances and environmental conditions during which calibration took place

[5] Direction of standard

[7] Direction of Unit Under Calibration

End of Certificate of Calibration

Jiranatee Associates CO., Ltd.

JNAC
JIRANATEE ASSOCIATES CO.,LTD.

Jiranatee Associates Co.,Ltd
63/14-15, 67/35-36
Petchkasem 7,7/1, Rd. Watthapra, Bangkokyai,
Bangkok 10600 (Thailand)
Tel. +66086890812
Mobile: +66863909453
E-mail: jnac-calibration@jiranatee.com
Web site: www.jiranatee.com

Accredited calibration laboratory
ISO/IEC 17025:2017
NSC-TISI-TIS 17025
CALIBRATION 0367

Air speed measurement laboratory
Calibration services department.

Certificate Number
CL-010-66

CERTIFICATE OF CALIBRATION

MEASUREMENT ITEM : Cup anemometer
MANUFACTURER : Novalynx
MODEL/TYPE : Sensor: WS-02F
: Data logger: 200-WS-25DL
SERIAL NUMBER : Sensor: --
: Data logger: A4986
ID NUMBER : RYG_FS0087
CONDITION AS-RECEIVED : Used item
CUSTOMER : ALS laboratory group (Thailand) co., ltd.
104 Phatthanakan 40, Phatthanakan Rd, Khwaeng Suan Luang,
Khet Suan Luang, Bangkok 10250 Thailand.

RECEIVED DATE : 16 Jan 2023
MEASUREMENT DATE : 18 Jan 2023
ISSUE DATE : 20 Jan 2023

ENVIRONMENTAL CONDITIONS:
Ambient condition in the laboratory are as follow:

Temperature	: 23.0 ± 3.0	°C
Relative Humidity	: 55.0 ± 15.0	%RH
Atmospheric Pressure	: 1010 ± 10	hPa

PLACE OF CALIBRATION : Eiffel-type wind tunnel of Jiranatee Associates Co., Ltd.

CALIBRATION CONDITIONS

: Wind tunnel cross-section area[1]	900	cm^2
Win direction frontal area[2]	100	cm^2
Diameter of mounting pipe[3]	-	mm
Blockage ratio of test object[4]	0.111	(-)

Preconditioning : 24 hours at ambient conditions.
Measurement Condition : The average values during measurement are (23.6) °C, (55.3) %RH and (1013.5) hPa.

TABULATION OF RESULTS:
The table on next page give the measured values.

Calibrated by:
☑ Mr. Sorawit Thachalad
☐ Miss Jittraporn Lertsomphol

Approved signatory: 26/Ang
Mr. Parinya Boonsharoen
Calibration Department Manager

Remark:
[1] Nozzle cross-section area of the wind tunnel
[2] Projected cross-section area of the tested object include mounting pipe
[3] Diameter of mounting pipe
[4] Ratio [2] to [1]

Calibration procedure:
The cup anemometer was calibrated against Standard air velocity transducer model: 8455-12 and pitot tube with precision differential pressure meter model: DPM2500 in an close test section of Eiffel-type wind tunnel with 900 cm^2 cross test section area. The WI-CL-007 based on IEC 61400-12-1, Wind energy generation systems – Part 12-1: Power performance measurements of electricity producing wind turbines, March 2017 was used as a calibration guideline.

Traceability:
This certificate provides a traceability of The measurement to recognized the national standards, and to realization of the international system of units (SI) through the NIMT (National Metrology Institute of Thailand) via Certificate number: MW-0052-21 and MW-0066-22

Uncertainty of Measurement:
The reported uncertainty of measurement is based on the standard uncertainty multiplied by a coverage factor k=2, Which for a normal distribution corresponds to a coverage probability of approximately 95%. The standard uncertainty has been determined in accordance with the GUM 'Evaluation of measurement data - Guide to the expression of uncertainty in measurement'

THIS CERTIFICATE OF CALIBRATION MAY NOT BE REPRODUCED EXCEPT IN FULL UNLESS PERMISSION FOR REPRODUCTION HAS BEEN OBTAINED IN WRITING FROM THE LABORATORY

Jiranatee Associates CO., Ltd.

Certificate Number
CL-010-66

MEASUREMENT RESULTS [5]

The cup anemometer, Unit Under Calibration (UUC) was exercise at 10 m/s for 5 minutes prior to calibration being performed. The standard air velocity 0.5 m/s to 5 m/s was calculated by a standard air velocity transducer and above 5 m/s to 30 m/s was calculated by a pitot tube with precision differential pressure meter which was installed 40 mm and 300 mm respectively away from wind tunnel nozzle, UUC was installed at center of the test section. The calibration was carried out under both rising and falling air velocity in the range of 1 m/s to 16 m/s at calibration interval of 1 m/s. The results of calibration and associated measurement uncertainties are reported in the table below.

v_{std}[6] (m/s)	Temp. wind tunnel (°C)	Temp. room (°C)	v_{unc}[7] (m/s)	Error (m/s)	U (k=2) (m/s)
0.985	23.68	23.60	0.8	-0.2	0.15
2.033	23.54	23.60	1.8	-0.2	0.16
3.046	23.68	23.60	2.9	-0.1	0.19
4.136	23.66	23.60	3.9	-0.2	0.20
5.03	23.50	23.60	4.9	-0.1	0.20
5.98	23.50	23.60	5.9	-0.1	0.18
7.05	23.36	23.60	7.0	-0.1	0.18
8.18	23.54	23.60	8.0	-0.2	0.20
9.10	23.30	23.60	8.9	-0.2	0.20
10.10	23.50	23.60	10.0	-0.1	0.19
11.14	23.28	23.60	11.1	-0.1	0.22
12.12	23.40	23.60	11.9	-0.2	0.21
13.19	23.10	23.60	13.0	-0.2	0.26
14.25	23.46	23.60	14.0	-0.2	0.32
15.26	23.10	23.60	15.0	-0.2	0.23
16.31	23.26	23.60	16.2	-0.1	0.29

Remark:

[6] Calibration results only count for the tested circumstances and environmental conditions during which calibration took place

[6] Velocity of standard

[7] Velocity of Unit Under Calibration

PHOTO OF CALIBRATION SET-UP



Calibration set-up of the cup anemometer calibration in the wind tunnel of Jiranatee Associates Co., Ltd. The cup anemometer shown may differ from the calibrated one. Remark: The proportion of the set- up is not true to scale due to imaging geometry.

End of Certificate of Calibration

Jiranatee Associates CO., Ltd.

SITHIPORN ASSOCIATES CO.,LTD.
CALIBRATION LABORATORY

451-451/1 Sirinthorn Rd.,Bangbumru, Bangplud Bangkok 10700 THAILAND.
Tel.0-2435-8800 Fax.0-2433-1679 e-mail:cal-center@sithiphorn.com http://www.sithiphorn.com

NSC-TISI-TIS 17025
CALIBRATION 0394

Cert. No. : ACC23005
Pages : 1 of 3

Calibration Certificate

Equipment : SOUND CALIBRATOR
Manufacturer : RION
Model : NC-75
Serial No.: 35002736
ID No.: RYG_FS0496

Condition As Found : GOOD

Customer : ALS LABORATORY GROUP (THAILAND) CO., LTD.
104 PHATTHANAKAN 40, PHATTHANAKAN ROAD,
KHWAENG PHATTHANAKAN, KHET SUAN LUANG,
BANGKOK, 10250 THAILAND.

Location : -
Ambient Temperature : (23.0 ± 3) °C
Pressure : (101.3 ± 3) kPa
Relative Humidity : (50.0 ± 20) %

Nrakorn P.
APPROVED BY
APPROVAL DATE 17/1/24

Received Date : 06 JANUARY 2023
Calibration Date : 17 JANUARY 2023
Date of Issue : 19 JANUARY 2023

Calibrated by : Nathakorn Pisutpaisan

Approved by : T. Petchrai
(Thanakul Petchurai)

This certificate is issued in accordance with the requirements of ISO/IEC 17025 standard, may not be reproduced other than in full, except with the prior written approval of the head of Calibration Laboratory.

Calibration Procedure : CP-AC-03

Calibration Method :

This equipment was calibrated by based on IEC-60942-2003 Standard.
The sound pressure level, frequency and total distortion of the sound calibrator was measured using the reference microphone.

Condition of this result of calibration :

1. Reference Standard Instruments :

Instrument	Model	Serial No.	Cert. No.	Due Date
Waveform Generator	33511B	MY52302742	EF-0008-22	04-Feb-23
Digital Multimeter	33461A	MY53220104	EEL.BP. 04/0265	09-Feb-23
Digital Multimeter	33461A	MY53220076	EEL.BP. 03/0265	09-Feb-23
Digital Multimeter	33461A	MY60024273	EEL.BP. 05/0265	09-Feb-23
Programmable Attenuator	MAT-1070	62100114	EF-0009-22	07-Feb-23
Condenser Microphone	4180	2977900	AA-1013-22	24-Feb-23
Measuring Amplifier	NA-42KAI	34560495	AA-3005-22	22-Feb-23
Audio Analyzer	AVR-3360A	V744B6069	EF-0010-22	07-Feb-23

2. This result of calibration was found accurate as shown on date and place of calibration for this calibrated item only.
3. This certificate is traceable to the international system of unit maintained at :
   3.1 National Institute of Metrology (Thailand).
   3.2 Thailand Institute of Scientific and Technological Research (TISTR).

Result of calibration :

1. Sound pressure level

Specified sound pressure level (dB)	Measured value (dB)	Deviated value (dB)	Uncertainty (dB)	Tolerance limit (dB)
94	93.98	-0.02	0.14	0.40

2. Frequency

Specified Frequency (Hz)	Measured value (Hz)	Deviated value (%)	Uncertainty (%)	Tolerance limit (%)
1000	1000.0	0.0	0.1	1.0

3. Total distortion

Measured value (%)	Uncertainty (%)	Tolerance limit (%)
0.35	0.10	3.0

The reported uncertainty is based on a standard uncertainty multiplied by coverage factor $k = 2$ or any value following calculation,providing a lavel of confidence of approximately 95 %

End of Calibration Certificate

SITHIPORN ASSOCIATES CO.,LTD.
CALIBRATION LABORATORY

451-451/1 Sirinthorn Rd.,Bangbumru, Bangplud Bangkok 10700 THAILAND.
Tel.0-2435-8800 Fax.0-2433-1679 e-mail:cal-center@sithiphorn.com http://www.sithiphorn.com

NSC-TISI-TIS 17025 CALIBRATION 0394

Cert. No. : ACL22231
Pages : 1 of 8

Calibration Certificate

Equipment : SOUND LEVEL METER
Manufacturer : RION
Model : NL-42/ Microphone UC-52 / Preamplifier NH-24
Serial No.: 00472126 / 176915 / 88180
ID No.: RYG_FS0301

Condition As Found : GOOD

Customer : ALS LABORATORY GROUP (THAILAND) CO., LTD.
104 PHATTHANAKAN 40, PHATTHANAKAN ROAD,
KHWAENG PHATTHANAKAN, KHET SUAN LUANG,
BANGKOK, 10250 THAILAND.

Location : -
Ambient Temperature : (23.0 ± 3) °C
Pressure : (101.3 ± 3) kPa
Relative Humidity : (50.0 ± 20) %

REVIEW BY Nattakorn P.
APPROVED BY
NEXT CAL. DATE 11/10/23

Received Date : 03 OCTOBER 2022
Calibration Date : 18-19 OCTOBER 2022
Date of Issue : 20 OCTOBER 2022

Calibrated by : Nathakorn Pisutpaisan

Approved by :
(Thanakul Petchurai)

This certificate is issued in accordance with the requirements of ISO/IEC 17025 standard, may not be reproduced other than in full, except with the prior written approval of the head of Calibration Laboratory.

Calibration Procedure : CP-AC-01

Calibration Method :

This equipment was calibrated by based on IEC-61672-3 (2013) Standard for sound level meter (SLM).
The SLM had tests to Acoustical and Electrical signal tests of frequency weighting with Anechoic chamber and Reference Standard Instruments.
For tests results of each items were made by observation of each Instruments display and also with SLM's display.

Condition of this result of calibration :

1. Reference Standard Instruments :

Instrument	Model	Serial No.	Cert. No.	Due Date
Waveform Generator	33210A	MY48017076	EF-0007-22	04-Feb-23
Waveform Generator	33511B	MY52302742	EF-0008-22	04-Feb-23
Digital Multimeter	33461A	MY53220104	EEL.BP. 04/0265	09-Feb-23
Digital Multimeter	33461A	MY53220076	EEL.BP. 03/0265	09-Feb-23
Digital Multimeter	34461A	MY60024273	EEL.BP. 05/0265	09-Feb-23
Programmable Attenuator	MAT-1070	62100114	EF-0009-22	07-Feb-23
Condenser Microphone	4180	2977900	AA-1013-22	24-Feb-23
Measuring Amplifier	NA-42KAI	34560495	AA-3005-22	22-Feb-23

2. This result of calibration was found accurate as shown on date and place of calibration for this calibrated item only.
3. This certificate is traceable to the international system of unit maintained at :
   3.1 National Institute of Metrology (Thailand).
   3.2 Thailand Institute of Scientific and Technological Research (TISTR).

Cert. No. : ACL22231
Job No. : VC65AC0088
Pages : 3 of 8

Summary of Measurement Result :

Parameter	Pass	Fail	Uncertainty (dB)	Maximum-permitted uncertainty of measurement (dB)
1. Absolute sensitivity	✓	-	0.2	N/A
2. Self-generated noise	✓	-	0.2	N/A
3. Acoustical signal tests of frequency weightings				
125 Hz	✓	-	0.3	0.6
1000 Hz	✓	-	0.3	0.6
8000 Hz	✓	-	0.3	0.7
4. Electrical signal tests of frequency weightings				
For 10 Hz to 4 kHz	✓	-	0.3	0.6
For > 4 kHz to 10 kHz	✓	-	0.3	0.7
For > 10 kHz to 20 kHz	-	-	-	1.0
5. Frequency and time weightings at 1 kHz	✓	-	0.2	0.2
6. Long - term stability	✓	-	0.1	0.1
7. Level linearity on the reference level range	✓	-	0.2	0.3
8. Level linearity including the level range control	✓	-	0.2	0.3
9. Tone burst response	✓	-	0.2	0.3
10. Peak C sound level	✓	-	0.2	0.35
11. Overload indication	✓	-	0.2	0.25
12. High level stability	✓	-	0.1	0.1

T. Rtch.

Cert. No. : ACL22231
Job No. : VC65AC0088
Pages : 4 of 8

Result of calibration :

1. Absolute sensitivity

Reference Acoustic Signal (dB)	Measured Value (dB)	Deviation (dB)	Acceptance Limit (dB)
93.9 (93.95)	93.9	0.0	±0.3

2. Self-generated noise

2.1 Normal test

Measured Value (dB)
14.6

2.2 The microphone of the sound level meter was replaced by electrical signal input device.

Frequency Weighting	Measured value (dB)
A - weight	9.9
C - weight	16.7
Flat	22.5

3. Acoustical signal tests of frequency weightings

Meter free-field acoustic response at a level of 84 dB

Frequency (Hz)	Deviation from various frequency weighting response curve (dB)			
	Flat	C-weight	A-weight	Acceptance Limits
125	-7.6	-7.6	-7.3	± 1.5
1000	0.5	0.5	0.5	± 1.0
8000	-5.1	-5.1	-5.1	±5.0

T. Rtch.

Cert. No. : ACL22231
Job No. : VC65AC0088
Pages : 5 of 8

4. Electrical signal tests of frequency weightings

Weighting network response with relative to 1 kHz.

Frequency (Hz)	Deviation from various frequency weighting response curve (dB)			
	Flat	C-weight	A-weight	Acceptance Limits
63	-0.1	-0.1	-0.1	±2.0
125	0.0	0.0	-0.1	±1.5
250	0.0	-0.1	-0.1	±1.5
500	0.0	0.0	-0.1	±1.5
1000	0.0	0.0	0.0	±1.0
2000	0.0	0.0	0.0	±2.0
4000	0.0	0.0	0.0	±3.0
8000	0.0	0.1	0.1	±5.0

5. Frequency and time weightings at 1 kHz

5.1 Frequency weightings at 1 kHz

Frequency Weighting	Measured Value (dB)	Deviated Value (dB)	Acceptance Limits (dB)
A - weight	94.0	0.0	-
C - weight	94.0	0.0	± 0.2
Flat	94.0	0.0	± 0.2

5.2 Time weighting at 1 kHz

Frequency Weighting	Measured Value (dB)	Deviated Value (dB)	Acceptance Limits (dB)
Fast	94.0	0.0	-
Slow	94.0	0.0	± 0.1
Leq	94.0	0.0	± 0.1

6. Long - term stability

Frequency Weighting	SLM Display at initial (dB)	SLM Display at final (dB)	Deviated Value (dB)	Acceptance Limits (dB)
A - weight	94.0	94.0	0.0	± 0.3

T. Rtch.

Cert. No. : ACL22231
Job No. : VC65AC0088
Pages : 6 of 8

7. Level linearity on the reference level range

Anticipated Value (dB)	Measured Value (dB)	Deviated Value (dB)	Acceptance Limits (dB)
137.0	137.0	0.0	± 1.1
136.0	136.0	0.0	± 1.1
135.0	135.0	0.0	± 1.1
134.0	134.0	0.0	± 1.1
133.0	133.0	0.0	± 1.1
132.0	131.9	-0.1	± 1.1
131.0	131.0	0.0	± 1.1
129.0	129.0	0.0	± 1.1
124.0	124.0	0.0	± 1.1
119.0	119.0	0.0	± 1.1
114.0	114.0	0.0	± 1.1
109.0	109.0	0.0	± 1.1
104.0	104.0	0.0	± 1.1
99.0	99.0	0.0	± 1.1
94.0	94.0	0.0	± 1.1
89.0	89.0	0.0	± 1.1
84.0	84.0	0.0	± 1.1
79.0	79.0	0.0	± 1.1
74.0	74.0	0.0	± 1.1
69.0	69.0	0.0	± 1.1
64.0	64.0	0.0	± 1.1
59.0	59.0	0.0	± 1.1
54.0	54.0	0.0	± 1.1
49.0	49.0	0.0	± 1.1
44.0	44.0	0.0	± 1.1
39.0	39.0	0.0	± 1.1
34.0	34.0	0.0	± 1.1
30.0	30.0	0.0	± 1.1
29.0	29.0	0.0	± 1.1
28.0	28.0	0.0	± 1.1
27.0	27.0	0.0	± 1.1
26.0	25.9	-0.1	± 1.1
25.0	24.9	-0.1	± 1.1

T. Rtch.

8. Level linearity including the level range control

Range	Anticipated Value (dB)	Measured Value (dB)	Deviated Value (dB)	Acceptance Limits (dB)
Auto	94.0	94.0	0.0	±1.1

9. Tone burst response

Time Weighting	Tone burst duration, Tb (ms)	Cycle	Anticipated Value (dB)	Measured Value (dB)	Deviated Value (dB)	Acceptance Limits (dB)
Fast	0.25	1	108.0	107.9	-0.1	1.5 ; -5.0
	2	8	117.0	117.0	0.0	1.0 ; -2.5
	200	800	134.0	134.0	0.0	±1.0
Slow	2	8	108.0	108.0	0.0	1.5 ; -5.0
	200	800	127.6	127.6	0.0	±1.0
SEL	0.25	1	99.0	98.9	-0.1	1.5 ; -5.0
	2	8	108.0	108.0	0.0	1.0 ; -2.5
	200	800	128.0	128.0	0.0	±1.0

10. Peak C sound level

Number of cycle in test signal	Anticipated Value (dB)	Measured Value, Lcpeak (dB)	Deviated Value (dB)	Acceptance Limits (dB)
Continuous	133.0	133.0	0.0	-
One	136.4	136.4	0.0	±3.0

Number of cycle in test signal	Anticipated Value (dB)	Measured Value (dB)	Deviated Value (dB)	Acceptance Limits (dB)
Continuous	133.0	133.0	0.0	-
Positive half cycle	135.4	135.1	-0.3	±2.0
Negative half cycle	135.4	135.1	-0.3	±2.0

11. Overload indication

Measured value (dB)		Deviated Value (dB)	Acceptance Limits (dB)
Positive one-half cycle	Negative one-half cycle		
89.6	89.6	0.0	±1.5

12. High level stability

Frequency Weighting	SLM Display at initial (dB)	SLM Display at final (dB)	Deviated Value (dB)	Acceptance Limits (dB)
A - weight	137.0	137.0	0.0	±0.3

The reported uncertainty is based on a standard uncertainty multiplied by coverage factor $k = 2$ or any value following calculation,providing a lavel of confidence of approximately 95 %

End of Calibration Certificate

SITHIPORN ASSOCIATES CO.,LTD.
CALIBRATION LABORATORY

451-451/1 Sirinthorn Rd.,Bangbumru, Bangplud Bangkok 10700 THAILAND.
Tel.0-2435-8800 Fax.0-2433-1679 e-mail:cal-center@sithiphorn.com http://www.sithiphorn.com

NSC-TISI-TIS 17025 CALIBRATION 0394

Cert. No. : ACL23048
Pages : 1 of 8

Calibration Certificate

Equipment : SOUND LEVEL METER
Manufacturer : RION
Model : NL-42/ Microphone UC-52 / Preamplifier NH-24
Serial No.: 01222724 / 143842 / 22771
ID No.: RYG_FS0023

Condition As Found : GOOD

Customer : ALS LABORATORY GROUP (THAILAND) CO., LTD.
104 PHATTHANAKAN 40, PHATTHANAKAN ROAD,
KHWAENG PHATTHANAKAN, KHET SUAN LUANG,
BANGKOK, 10250 THAILAND.

Location : -
Ambient Temperature : (23.0 ± 3) °C
Pressure : (101.3 ± 3) kPa
Relative Humidity : (50.0 ± 20) %

Received Date : 06 JANUARY 2023
Calibration Date : 13-18 JANUARY 2023
Date of Issue : 19 JANUARY 2023

PREPARED BY Nanakorn P.
APPROVED BY
APPROVAL DATE 13/1/24

Calibrated by : Nathakorn Pisutpaisan

Approved by : T. Petchurai
(Thanakul Petchurai)

This certificate is issued in accordance with the requirements of ISO/IEC 17025 standard, may not be reproduced other than in full, except with the prior written approval of the head of Calibration Laboratory.

Calibration Procedure : CP-AC-01

Calibration Method :
This equipment was calibrated by based on IEC-61672-3 (2013) Standard for sound level meter (SLM).
The SLM had tests to Acoustical and Electrical signal tests of frequency weighting with Anechoic chamber and Reference Standard Instruments.
For tests results of each items were made by observation of each Instruments display and also with SLM's display.

Condition of this result of calibration :
1. Reference Standard Instruments :

Instrument	Model	Serial No.	Cert. No.	Due Date
Waveform Generator	33210A	MY48017076	EF-0007-22	04-Feb-23
Waveform Generator	33511B	MY52302742	EF-0008-22	04-Feb-23
Digital Multimeter	33461A	MY53220104	EEL.BP. 04/0265	09-Feb-23
Digital Multimeter	33461A	MY53220076	EEL.BP. 03/0265	09-Feb-23
Digital Multimeter	34461A	MY60024273	EEL.BP. 05/0265	09-Feb-23
Programmable Attenuator	MAT-1070	62100114	EF-0009-22	07-Feb-23
Condenser Microphone	4180	2977900	AA-1013-22	24-Feb-23
Measuring Amplifier	NA-42KAI	34560495	AA-3005-22	22-Feb-23

2. This result of calibration was found accurate as shown on date and place of calibration for this calibrated item only.
3. This certificate is traceable to the international system of unit maintained at :
   3.1 National Institute of Metrology (Thailand).
   3.2 Thailand Institute of Scientific and Technological Research (TISTR).

Summary of Measurement Result :

Parameter	Pass	Fail	Uncertainty (dB)	Maximum-permitted uncertainty of measurement (dB)
1. Absolute sensitivity	✓	-	0.2	N/A
2. Self-generated noise	✓	-	0.2	N/A
3. Acoustical signal tests of frequency weightings				
125 Hz	✓	-	0.3	0.6
1000 Hz	✓	-	0.3	0.6
8000 Hz	✓	-	0.3	0.7
4. Electrical signal tests of frequency weightings				
For 10 Hz to 4 kHz	✓	-	0.3	0.6
For > 4 kHz to 10 kHz	✓	-	0.3	0.7
For > 10 kHz to 20 kHz	-	-	-	1.0
5. Frequency and time weightings at 1 kHz	✓	-	0.2	0.2
6. Long - term stability	✓	-	0.1	0.1
7. Level linearity on the reference level range	✓	-	0.2	0.3
8. Level linearity including the level range control	✓	-	0.2	0.3
9. Tone burst response	✓	-	0.2	0.3
10. Peak C sound level	✓	-	0.2	0.35
11. Overload indication	✓	-	0.2	0.25
12. High level stability	✓	-	0.1	0.1

Result of calibration :

1. Absolute sensitivity

Reference Acoustic Signal (dB)	Measured Value (dB)	Deviation (dB)	Acceptance Limit (dB)
93.9 (93.95)	93.9	0.0	±0.3

2. Self-generated noise

2.1 Normal test

Measured Value (dB)
15.4

2.2 The microphone of the sound level meter was replaced by electrical signal input device.

Frequency Weighting	Measured value (dB)
A - weight	11.2
C - weight	17.6
Flat	23.4

3. Acoustical signal tests of frequency weightings

Meter free-field acoustic response at a level of 84 dB

Frequency (Hz)	Deviation from various frequency weighting response curve (dB)			
	Flat	C-weight	A-weight	Acceptance Limits
125	0.2	0.2	0.2	± 1.5
1000	-0.1	-0.1	-0.1	± 1.0
8000	-0.8	-0.8	-0.7	±5.0

4. Electrical signal tests of frequency weightings

Weighting network response with relative to 1 kHz.

Frequency (Hz)	Deviation from various frequency weighting response curve (dB)			
	Flat	C-weight	A-weight	Acceptance Limits
63	-0.1	-0.1	0.0	±2.0
125	0.0	0.0	0.0	±1.5
250	0.0	0.0	0.0	±1.5
500	0.0	0.0	0.0	±1.5
1000	0.0	0.0	0.0	±1.0
2000	0.0	0.0	0.0	±2.0
4000	0.0	0.0	0.0	±3.0
8000	0.0	0.1	0.1	±5.0

5. Frequency and time weightings at 1 kHz

5.1 Frequency weightings at 1 kHz

Frequency Weighting	Measured Value (dB)	Deviated Value (dB)	Acceptance Limits (dB)
A - weight	94.0	0.0	-
C - weight	94.0	0.0	± 0.2
Flat	94.0	0.0	± 0.2

5.2 Time weighting at 1 kHz

Frequency Weighting	Measured Value (dB)	Deviated Value (dB)	Acceptance Limits (dB)
Fast	94.0	0.0	-
Slow	94.0	0.0	± 0.1
Leq	94.0	0.0	± 0.1

6. Long - term stability

Frequency Weighting	SLM Display at initial (dB)	SLM Display at final (dB)	Deviated Value (dB)	Acceptance Limits (dB)
A - weight	94.0	94.0	0.0	± 0.3

7. Level linearity on the reference level range

Anticipated Value (dB)	Measured Value (dB)	Deviated Value (dB)	Acceptance Limits (dB)
137.0	137.0	0.0	± 1.1
136.0	136.0	0.0	± 1.1
135.0	135.0	0.0	± 1.1
134.0	134.0	0.0	± 1.1
133.0	133.0	0.0	± 1.1
132.0	132.0	0.0	± 1.1
131.0	131.0	0.0	± 1.1
129.0	129.0	0.0	± 1.1
124.0	124.0	0.0	± 1.1
119.0	119.0	0.0	± 1.1
114.0	114.0	0.0	± 1.1
109.0	109.0	0.0	± 1.1
104.0	104.0	0.0	± 1.1
99.0	99.0	0.0	± 1.1
94.0	94.0	0.0	± 1.1
89.0	89.0	0.0	± 1.1
84.0	84.0	0.0	± 1.1
79.0	79.0	0.0	± 1.1
74.0	74.0	0.0	± 1.1
69.0	69.0	0.0	± 1.1
64.0	64.0	0.0	± 1.1
59.0	59.0	0.0	± 1.1
54.0	53.9	-0.1	± 1.1
49.0	48.9	-0.1	± 1.1
44.0	43.9	-0.1	± 1.1
39.0	38.9	-0.1	± 1.1
34.0	33.9	-0.1	± 1.1
30.0	29.9	-0.1	± 1.1
29.0	28.8	-0.2	± 1.1
28.0	27.9	-0.1	± 1.1
27.0	26.8	-0.2	± 1.1
26.0	25.9	-0.1	± 1.1
25.0	24.8	-0.2	± 1.1

8. Level linearity including the level range control

Range	Anticipated Value (dB)	Measured Value (dB)	Deviated Value (dB)	Acceptance Limits (dB)
Auto	94.0	94.0	0.0	±1.1

9. Tone burst response

Time Weighting	Tone burst duration, Tb (ms)	Cycle	Anticipated Value (dB)	Measured Value (dB)	Deviated Value (dB)	Acceptance Limits (dB)
Fast	0.25	1	108.0	107.9	-0.1	1.5 ; -5.0
	2	8	117.0	117.0	0.0	1.0 ; -2.5
	200	800	134.0	134.0	0.0	±1.0
Slow	2	8	108.0	108.0	0.0	1.5 ; -5.0
	200	800	127.6	127.6	0.0	±1.0
SEL	0.25	1	99.0	98.9	-0.1	1.5 ; -5.0
	2	8	108.0	108.0	0.0	1.0 ; -2.5
	200	800	128.0	128.0	0.0	±1.0

10. Peak C sound level

Number of cycle in test signal	Anticipated Value (dB)	Measured Value, Lcpeak (dB)	Deviated Value (dB)	Acceptance Limits (dB)
Continuous	133.0	133.0	0.0	-
One	136.4	135.8	-0.6	±3.0

Number of cycle in test signal	Anticipated Value (dB)	Measured Value (dB)	Deviated Value (dB)	Acceptance Limits (dB)
Continuous	133.0	133.0	0.0	-
Positive half cycle	135.4	135.2	-0.2	±2.0
Negative half cycle	135.4	135.2	-0.2	±2.0

11. Overload indication

Measured value (dB)		Deviated Value (dB)	Acceptance Limits (dB)
Positive one-half cycle	Negative one-half cycle		
89.6	89.7	0.1	±1.5

12. High level stability

Frequency Weighting	SLM Display at initial (dB)	SLM Display at final (dB)	Deviated Value (dB)	Acceptance Limits (dB)
A - weight	137.0	137.0	0.0	±0.3

The reported uncertainty is based on a standard uncertainty multiplied by coverage factor $k = 2$ or any value following calculation,providing a lavel of confidence of approximately 95 %

End of Calibration Certificate

SITHIPORN ASSOCIATES CO.,LTD.
CALIBRATION LABORATORY
451-451/1 Sirinthorn Rd.,Bangbumru, Bangplud Bangkok 10700 THAILAND.
Tel.0-2435-8800 Fax.0-2433-1679 e-mail:cal-center@sithiphorn.com http://www.sithiphorn.com

NSC-TISI-TIS 17025 CALIBRATION 0394

Cert. No. : ACL23249
Pages : 1 of 8

Calibration Certificate

Equipment : SOUND LEVEL METER
Manufacturer : RION
Model : NL-42/ Microphone UC-52 / Preamplifier NH-24
Serial No.: 00734218 / 146937 / 34368
ID No.: RYG_FS0031

Condition As Found : GOOD

Customer : ALS LABORATORY GROUP (THAILAND) CO., LTD.
104 PHATTHANAKAN 40, PHATTHANAKAN ROAD,
KHWAENG PHATTHANAKAN, KHET SUAN LUANG,
BANGKOK, 10250 THAILAND.

Location : -
Ambient Temperature : (23.0 ± 3) °C
Pressure : (101.3 ± 3) kPa
Relative Humidity : (50.0 ± 20) %

REVIEW BY Nnakorn P.
APPROVED BY
NEXT CAL DATE 10/8/24

Received Date : 13 JULY 2023
Calibration Date : 10 AUGUST 2023
Date of Issue : 11 AUGUST 2023

Calibrated by : Nathakorn Pisutpaisan

Approved by :
(Thanakul Petchurai)

This certificate is issued in accordance with the requirements of ISO/IEC 17025 standard, may not be reproduced other than in full, except with the prior written approval of the head of Calibration Laboratory.

Calibration Procedure : CP-AC-01

Calibration Method :
This equipment was calibrated by based on IEC-61672-3 (2013) Standard for sound level meter (SLM).
The SLM had tests to Acoustical and Electrical signal tests of frequency weighting with Anechoic chamber and Reference Standard Instruments.
For tests results of each items were made by observation of each Instruments display and also with SLM's display.

Condition of this result of calibration :
1. Reference Standard Instruments :

Instrument	Model	Serial No.	Cert. No.	Due Date
Waveform Generator	33210A	MY48017076	EF-0009-23	07-FEB-24
Waveform Generator	33511B	MY52302742	EF-0010-23	07-FEB-24
Digital Multimeter	33461A	MY53220104	EEL.BP 30/0266	13-FEB-24
Digital Multimeter	33461A	MY53220076	EEL.BP 29/0266	13-FEB-24
Digital Multimeter	34461A	MY60024273	EEL.BP 31/0266	14-FEB-24
Programmable Attenuator	MAT-1070	62100114	EF-0011-23	08-FEB-24
Condenser Microphone	4180	2977900	AA-1001-23	14-FEB-24
Measuring Amplifier	NA-42KAI	34560495	AA-3002-23	14-FEB-24

2. This result of calibration was found accurate as shown on date and place of calibration for this calibrated item only.
3. This certificate is traceable to the international system of unit maintained at :
   3.1 National Institute of Metrology (Thailand).
   3.2 Thailand Institute of Scientific and Technological Research (TISTR).

Summary of Measurement Result :

Parameter	Pass	Fail	Uncertainty (dB)	Maximum-permitted uncertainty of measurement (dB)
1. Absolute sensitivity	✓	-	0.2	N/A
2. Self-generated noise	✓	-	0.2	N/A
3. Acoustical signal tests of frequency weightings				
125 Hz	✓	-	0.3	0.6
1000 Hz	✓	-	0.3	0.6
8000 Hz	✓	-	0.3	0.7
4. Electrical signal tests of frequency weightings				
For 10 Hz to 4 kHz	✓	-	0.3	0.6
For > 4 kHz to 10 kHz	✓	-	0.3	0.7
For > 10 kHz to 20 kHz	-	-	-	1.0
5. Frequency and time weightings at 1 kHz	✓	-	0.2	0.2
6. Long - term stability	✓	-	0.1	0.1
7. Level linearity on the reference level range	✓	-	0.2	0.3
8. Level linearity including the level range control	✓	-	0.2	0.3
9. Tone burst response	✓	-	0.2	0.3
10. Peak C sound level	✓	-	0.2	0.35
11. Overload indication	✓	-	0.2	0.25
12. High level stability	✓	-	0.1	0.1

Note : Pass/Fail evaluation for each parameter,
will be considered together from the acceptance limit and the Maximum-permitted uncertainty of measurement.

Result of calibration :

1. Absolute sensitivity

Reference Acoustic Signal (dB)	Measured Value (dB)	Deviation (dB)	Acceptance Limit (dB)
93.9 (93.98)	93.9	0.0	±0.3

2. Self-generated noise

2.1 Normal test

Measured Value (dB)
23.3

2.2 The microphone of the sound level meter was replaced by electrical signal input device

Frequency Weighting	Measured value (dB)
A - weight	14.8
C - weight	19.7
Flat	25.7

3. Acoustical signal tests of frequency weightings

Meter free-field acoustic response at a level of 84 dB

Frequency (Hz)	Deviation from various frequency weighting response curve (dB)			
	Flat	C-weight	A-weight	Acceptance Limits
125	0.7	0.8	0.8	± 1.5
1000	0.0	0.0	0.0	± 1.0
8000	0.2	0.3	0.3	±5.0

4. Electrical signal tests of frequency weightings

Weighting network response with relative to 1 kHz.

Frequency (Hz)	Deviation from various frequency weighting response curve (dB)			
	Flat	C-weight	A-weight	Acceptance Limits
63	0.0	-0.1	-0.1	±2.0
125	0.0	0.0	0.0	±1.5
250	0.0	0.0	0.0	±1.5
500	0.0	0.0	0.0	±1.5
1000	0.0	0.0	0.0	±1.0
2000	0.0	0.0	0.0	±2.0
4000	0.0	0.0	0.0	±3.0
8000	0.0	0.1	0.1	±5.0

5. Frequency and time weightings at 1 kHz

5.1 Frequency weightings at 1 kHz

Frequency Weighting	Anticipated Value (dB)	Measured Value (dB)	Deviated Value (dB)	Acceptance Limits (dB)
A - weight	94.0	94.0	0.0	± 0.2
C - weight	94.0	94.0	0.0	± 0.2
Flat	94.0	94.0	0.0	± 0.2

5.2 Time weighting at 1 kHz

Frequency Weighting	Anticipated Value (dB)	Measured Value (dB)	Deviated Value (dB)	Acceptance Limits (dB)
Fast	94.0	94.0	0.0	± 0.1
Slow	94.0	94.0	0.0	± 0.1
Leq	94.0	94.0	0.0	± 0.1

6. Long - term stability

Frequency Weighting	SLM Display at initial (dB)	SLM Display at final (dB)	Deviated Value (dB)	Acceptance Limits (dB)
A - weight	94.0	94.0	0.0	± 0.3

7. Level linearity on the reference level range

Anticipated Value (dB)	Measured Value (dB)	Deviated Value (dB)	Acceptance Limits (dB)
137.0	137.0	0.0	± 1.1
136.0	136.0	0.0	± 1.1
135.0	135.0	0.0	± 1.1
134.0	134.0	0.0	± 1.1
133.0	133.0	0.0	± 1.1
132.0	132.0	0.0	± 1.1
131.0	131.0	0.0	± 1.1
129.0	129.0	0.0	± 1.1
124.0	124.0	0.0	± 1.1
119.0	119.0	0.0	± 1.1
114.0	114.0	0.0	± 1.1
109.0	109.0	0.0	± 1.1
104.0	104.0	0.0	± 1.1
99.0	99.0	0.0	± 1.1
94.0	94.0	0.0	± 1.1
89.0	89.0	0.0	± 1.1
84.0	84.0	0.0	± 1.1
79.0	79.0	0.0	± 1.1
74.0	74.0	0.0	± 1.1
69.0	69.0	0.0	± 1.1
64.0	64.0	0.0	± 1.1
59.0	59.0	0.0	± 1.1
54.0	53.9	-0.1	± 1.1
49.0	49.0	0.0	± 1.1
44.0	44.0	0.0	± 1.1
39.0	38.9	-0.1	± 1.1
34.0	34.0	0.0	± 1.1
30.0	29.9	-0.1	± 1.1
29.0	29.0	0.0	± 1.1
28.0	28.0	0.0	± 1.1
27.0	27.0	0.0	± 1.1
26.0	26.0	0.0	± 1.1
25.0	25.0	0.0	± 1.1

8. Level linearity including the level range control

Range	Anticipated Value (dB)	Measured Value (dB)	Deviated Value (dB)	Acceptance Limits (dB)
Auto	94.0	94.0	0.0	±1.1

9. Tone burst response

Time Weighting	Tone burst duration, Tb (ms)	Cycle	Anticipated Value (dB)	Measured Value (dB)	Deviated Value (dB)	Acceptance Limits (dB)
Fast	0.25	1	108.0	107.9	-0.1	1.5 ; -5.0
	2	8	117.0	117.0	0.0	1.0 ; -2.5
	200	800	134.0	134.0	0.0	±1.0
Slow	2	8	108.0	108.0	0.0	1.5 ; -5.0
	200	800	127.6	127.6	0.0	±1.0
SEL	0.25	1	99.0	98.9	-0.1	1.5 ; -5.0
	2	8	108.0	108.0	0.0	1.0 ; -2.5
	200	800	128.0	128.1	0.1	±1.0

10. Peak C sound level

Number of cycle in test signal	Anticipated Value (dB)	Measured Value, Lcpeak (dB)	Deviated Value (dB)	Acceptance Limits (dB)
Continuous	133.0	133.0	0.0	±3.0
One	136.4	135.3	-1.1	±3.0

Number of cycle in test signal	Anticipated Value (dB)	Measured Value (dB)	Deviated Value (dB)	Acceptance Limits (dB)
Continuous	133.0	133.0	0.0	±2.0
Positive half cycle	135.4	135.2	-0.2	±2.0
Negative half cycle	135.4	135.2	-0.2	±2.0

T. Petch.

11. Overload indication

Measured value (dB)		Deviated Value (dB)	Acceptance Limits (dB)
Positive one-half cycle	Negative one-half cycle		
89.6	89.5	-0.1	±1.5

12. High level stability

Frequency Weighting	SLM Display at initial (dB)	SLM Display at final (dB)	Deviated Value (dB)	Acceptance Limits (dB)
A - weight	137.0	137.0	0.0	±0.3

The reported uncertainty is based on a standard uncertainty multiplied by coverage factor $k = 2$ or any value following calculation,providing a lavel of confidence of approximately 95 %

End of Calibration Certificate

T. Petch.

SITHIPORN ASSOCIATES CO.,LTD.
CALIBRATION LABORATORY
451-451/1 Sirinthorn Rd.,Bangbumru, Bangplud Bangkok 10700 THAILAND.
Tel.0-2435-8800 Fax.0-2433-1679 e-mail:cal-center@sithiphorn.com http://www.sithiphorn.com

NSC-TISI-TIS 17025 CALIBRATION 0394

Calibration Certificate

Equipment : SOUND LEVEL METER
Manufacturer : RION
Model : NL-42/ Microphone UC-52 / Preamplifier NH-24
Serial No.: 00472132 / 169445 / 72466
ID No.: RYG_FS0304

Condition As Found : GOOD

Customer : ALS LABORATORY GROUP (THAILAND) CO., LTD.
104 PHATTHANAKAN 40, PHATTHANAKAN ROAD,
KHWAENG PHATTHANAKAN, KHET SUAN LUANG,
BANGKOK, 10250 THAILAND.

Location : -
Ambient Temperature : (23.0 ± 3) °C
Pressure : (101.3 ± 3) kPa
Relative Humidity : (50.0 ± 20) %

REVIEW BY Nnakorn P.
APPROVED BY
NEXT CAL. DATE 1/9/24

Received Date : 23 AUGUST 2023
Calibration Date : 01 SEPTEMBER 2023
Date of Issue : 04 SEPTEMBER 2023

Calibrated by : Nathakorn Pisutpaisan

Approved by : T. Petch.
(Thanakul Petchurai)

This certificate is issued in accordance with the requirements of ISO/IEC 17025 standard, may not be reproduced other than in full, except with the prior written approval of the head of Calibration Laboratory.

Calibration Procedure : CP-AC-01

Calibration Method :

This equipment was calibrated by based on IEC-61672-3 (2013) Standard for sound level meter (SLM).
The SLM had tests to Acoustical and Electrical signal tests of frequency weighting with Anechoic chamber and Reference Standard Instruments.
For tests results of each items were made by observation of each Instruments display and also with SLM's display.

Condition of this result of calibration :

1. Reference Standard Instruments :

Instrument	Model	Serial No.	Cert. No.	Due Date
Waveform Generator	33210A	MY48017076	EF-0009-23	07-FEB-24
Waveform Generator	33511B	MY52302742	EF-0010-23	07-FEB-24
Digital Multimeter	33461A	MY53220104	EEL.BP 30/0266	13-FEB-24
Digital Multimeter	33461A	MY53220076	EEL.BP 29/0266	13-FEB-24
Digital Multimeter	34461A	MY60024273	EEL.BP 31/0266	14-FEB-24
Programmable Attenuator	MAT-1070	62100114	EF-0011-23	08-FEB-24
Condenser Microphone	4180	2977900	AA-1001-23	14-FEB-24
Measuring Amplifier	NA-42KAI	34560495	AA-3002-23	14-FEB-24

2. This result of calibration was found accurate as shown on date and place of calibration for this calibrated item only.
3. This certificate is traceable to the international system of unit maintained at :
   3.1 National Institute of Metrology (Thailand).
   3.2 Thailand Institute of Scientific and Technological Research (TISTR).

T. Petch.

Summary of Measurement Result :

Parameter	Pass	Fail	Uncertainty (dB)	Maximum-permitted uncertainty of measurement (dB)
1. Absolute sensitivity	✓	-	0.2	N/A
2. Self-generated noise	✓	-	0.2	N/A
3. Acoustical signal tests of frequency weightings				
125 Hz	✓	-	0.3	0.6
1000 Hz	✓	-	0.3	0.6
8000 Hz	✓	-	0.3	0.7
4. Electrical signal tests of frequency weightings				
For 10 Hz to 4 kHz	✓	-	0.3	0.6
For > 4 kHz to 10 kHz	✓	-	0.3	0.7
For > 10 kHz to 20 kHz	-	-	-	1.0
5. Frequency and time weightings at 1 kHz	✓	-	0.2	0.2
6. Long - term stability	✓	-	0.1	0.1
7. Level linearity on the reference level range	✓	-	0.2	0.3
8. Level linearity including the level range control	✓	-	0.2	0.3
9. Tone burst response	✓	-	0.2	0.3
10. Peak C sound level	✓	-	0.2	0.35
11. Overload indication	✓	-	0.2	0.25
12. High level stability	✓	-	0.1	0.1

Note : Pass/Fail evaluation for each parameter,
will be considered together from the acceptance limit and the Maximum-permitted uncertainty of measurement.

Result of calibration :

1. Absolute sensitivity

Reference Acoustic Signal (dB)	Measured Value (dB)	Deviation (dB)	Acceptance Limit (dB)
93.9 (93.98)	93.9	0.0	±0.3

2. Self-generated noise

2.1 Normal test

Measured Value (dB)
16.0

2.2 The microphone of the sound level meter was replaced by electrical signal input device

Frequency Weighting	Measured value (dB)
A - weight	8.7
C - weight	15.9
Flat	21.8

3. Acoustical signal tests of frequency weightings

Meter free-field acoustic response at a level of 84 dB

Frequency (Hz)	Deviation from various frequency weighting response curve (dB)			
	Flat	C-weight	A-weight	Acceptance Limits
125	0.3	0.3	0.3	± 1.5
1000	-0.1	-0.1	-0.1	± 1.0
8000	-1.4	-1.5	-1.5	±5.0

4. Electrical signal tests of frequency weightings

Weighting network response with relative to 1 kHz.

Frequency (Hz)	Deviation from various frequency weighting response curve (dB)			
	Flat	C-weight	A-weight	Acceptance Limits
63	0.0	0.0	0.0	±2.0
125	0.0	0.1	0.0	±1.5
250	0.0	0.0	0.0	±1.5
500	0.0	0.1	0.0	±1.5
1000	0.0	0.0	0.0	±1.0
2000	0.0	0.1	0.1	±2.0
4000	0.0	0.1	0.1	±3.0
8000	0.1	0.1	0.1	±5.0

5. Frequency and time weightings at 1 kHz

5.1 Frequency weightings at 1 kHz

Frequency Weighting	Anticipated Value (dB)	Measured Value (dB)	Deviated Value (dB)	Acceptance Limits (dB)
A - weight	94.0	94.0	0.0	± 0.2
C - weight	94.0	94.0	0.0	± 0.2
Flat	94.0	94.0	0.0	± 0.2

5.2 Time weighting at 1 kHz

Frequency Weighting	Anticipated Value (dB)	Measured Value (dB)	Deviated Value (dB)	Acceptance Limits (dB)
Fast	94.0	94.0	0.0	± 0.1
Slow	94.0	94.0	0.0	± 0.1
Leq	94.0	94.0	0.0	± 0.1

6. Long - term stability

Frequency Weighting	SLM Display at initial (dB)	SLM Display at final (dB)	Deviated Value (dB)	Acceptance Limits (dB)
A - weight	94.0	94.1	0.1	± 0.3

8. Level linearity including the level range control

Range	Anticipated Value (dB)	Measured Value (dB)	Deviated Value (dB)	Acceptance Limits (dB)
Auto	94.0	94.0	0.0	±1.1

9. Tone burst response

Time Weighting	Tone burst duration, Tb (ms)	Cycle	Anticipated Value (dB)	Measured Value (dB)	Deviated Value (dB)	Acceptance Limits (dB)
Fast	0.25	1	108.0	107.9	-0.1	1.5 ; -5.0
	2	8	117.0	116.9	-0.1	1.0 ; -2.5
	200	800	134.0	134.0	0.0	±1.0
Slow	2	8	108.0	107.9	-0.1	1.5 ; -5.0
	200	800	127.6	127.6	0.0	±1.0
SEL	0.25	1	99.0	98.8	-0.2	1.5 ; -5.0
	2	8	108.0	108.0	0.0	1.0 ; -2.5
	200	800	128.0	128.0	0.0	±1.0

10. Peak C sound level

Number of cycle in test signal	Anticipated Value (dB)	Measured Value, Lcpeak (dB)	Deviated Value (dB)	Acceptance Limits (dB)
Continuous	133.0	133.0	0.0	±3.0
One	136.4	135.5	-0.9	±3.0

Number of cycle in test signal	Anticipated Value (dB)	Measured Value (dB)	Deviated Value (dB)	Acceptance Limits (dB)
Continuous	133.0	133.0	0.0	±2.0
Positive half cycle	135.4	135.1	-0.3	±2.0
Negative half cycle	135.4	135.1	-0.3	±2.0

11. Overload indication

Measured value (dB)		Deviated Value (dB)	Acceptance Limits (dB)
Positive one-half cycle	Negative one-half cycle		
89.5	89.6	0.1	±1.5

12. High level stability

Frequency Weighting	SLM Display at initial (dB)	SLM Display at final (dB)	Deviated Value (dB)	Acceptance Limits (dB)
A - weight	137.0	137.0	0.0	±0.3

The reported uncertainty is based on a standard uncertainty multiplied by coverage factor $k = 2$ or any value following calculation,providing a lavel of confidence of approximately 95 %

End of Calibration Certificate

T. Petch.

SITHIPORN ASSOCIATES CO.,LTD.
CALIBRATION LABORATORY

451-451/1 Sirinthorn Rd.,Bangbumru, Bangplud Bangkok 10700 THAILAND.
Tel.0-2435-8800 Fax.0-2433-1679 e-mail:cal-center@sithiphorn.com http://www.sithiphorn.com

NSC-TISI-TIS 17025 CALIBRATION 0394

Calibration Certificate

Equipment : SOUND LEVEL METER
Manufacturer : RION
Model : NL-42/ Microphone UC-52 / Preamplifier NH-24
Serial No.: 00472127 / 169440 / 72461
ID No.: RYG_FS0302

Condition As Found : GOOD

Customer : ALS LABORATORY GROUP (THAILAND) CO., LTD.
104 PHATTHANAKAN 40, PHATTHANAKAN ROAD,
KHWAENG PHATTHANAKAN, KHET SUAN LUANG,
BANGKOK, 10250 THAILAND.

Location : -
Ambient Temperature : (23.0 ± 3) °C
Pressure : (101.3 ± 3) kPa
Relative Humidity : (50.0 ± 20) %

REVIEW BY Nnakorn P.
APPROVED BY
NEXT CAL DATE 10/8/24

Received Date : 13 JULY 2023
Calibration Date : 10 AUGUST 2023
Date of Issue : 11 AUGUST 2023

Calibrated by : Nathakorn Pisutpaisan

Approved by : T. Petch.
(Thanakul Petchurai)

This certificate is issued in accordance with the requirements of ISO/IEC 17025 standard, may not be reproduced other than in full, except with the prior written approval of the head of Calibration Laboratory.

Calibration Procedure : CP-AC-01

Calibration Method :

This equipment was calibrated by based on IEC-61672-3 (2013) Standard for sound level meter (SLM).
The SLM had tests to Acoustical and Electrical signal tests of frequency weighting with Anechoic chamber and Reference Standard Instruments.
For tests results of each items were made by observation of each Instruments display and also with SLM's display.

Condition of this result of calibration :

1. Reference Standard Instruments :

Instrument	Model	Serial No.	Cert. No.	Due Date
Waveform Generator	33210A	MY48017076	EF-0009-23	07-FEB-24
Waveform Generator	33511B	MY52302742	EF-0010-23	07-FEB-24
Digital Multimeter	33461A	MY53220104	EEL.BP 30/0266	13-FEB-24
Digital Multimeter	33461A	MY53220076	EEL.BP 29/0266	13-FEB-24
Digital Multimeter	34461A	MY60024273	EEL.BP 31/0266	14-FEB-24
Programmable Attenuator	MAT-1070	62100114	EF-0011-23	08-FEB-24
Condenser Microphone	4180	2977900	AA-1001-23	14-FEB-24
Measuring Amplifier	NA-42KAI	34560495	AA-3002-23	14-FEB-24

2. This result of calibration was found accurate as shown on date and place of calibration for this calibrated item only.
3. This certificate is traceable to the international system of unit maintained at :
   3.1 National Institute of Metrology (Thailand).
   3.2 Thailand Institute of Scientific and Technological Research (TISTR).

T. Petch.

Summary of Measurement Result :

Parameter	Pass	Fail	Uncertainty (dB)	Maximum-permitted uncertainty of measurement (dB)
1. Absolute sensitivity	✓	-	0.2	N/A
2. Self-generated noise	✓	-	0.2	N/A
3. Acoustical signal tests of frequency weightings				
125 Hz	✓	-	0.3	0.6
1000 Hz	✓	-	0.3	0.6
8000 Hz	✓	-	0.3	0.7
4. Electrical signal tests of frequency weightings				
For 10 Hz to 4 kHz	✓	-	0.3	0.6
For > 4 kHz to 10 kHz	✓	-	0.3	0.7
For > 10 kHz to 20 kHz	-	-	-	1.0
5. Frequency and time weightings at 1 kHz	✓	-	0.2	0.2
6. Long - term stability	✓	-	0.1	0.1
7. Level linearity on the reference level range	✓	-	0.2	0.3
8. Level linearity including the level range control	✓	-	0.2	0.3
9. Tone burst response	✓	-	0.2	0.3
10. Peak C sound level	✓	-	0.2	0.35
11. Overload indication	✓	-	0.2	0.25
12. High level stability	✓	-	0.1	0.1

Note : Pass/Fail evaluation for each parameter,
will be considered together from the acceptance limit and the Maximum-permitted uncertainty of measurement.

T. Petch.

Result of calibration :

1. Absolute sensitivity

Reference Acoustic Signal (dB)	Measured Value (dB)	Deviation (dB)	Acceptance Limit (dB)
93.9 (93.98)	93.9	0.0	±0.3

2. Self-generated noise

2.1 Normal test

Measured Value (dB)
18.0

2.2 The microphone of the sound level meter was replaced by electrical signal input device.

Frequency Weighting	Measured value (dB)
A - weight	13.8
C - weight	20.3
Flat	25.9

3. Acoustical signal tests of frequency weightings

Meter free-field acoustic response at a level of 84 dB

Frequency (Hz)	Deviation from various frequency weighting response curve (dB)			
	Flat	C-weight	A-weight	Acceptance Limits
125	0.1	0.1	0.1	± 1.5
1000	-0.1	-0.1	0.0	± 1.0
8000	-0.4	-0.3	-0.3	±5.0

4. Electrical signal tests of frequency weightings

Weighting network response with relative to 1 kHz.

Frequency (Hz)	Deviation from various frequency weighting response curve (dB)			
	Flat	C-weight	A-weight	Acceptance Limits
63	0.0	0.0	-0.1	±2.0
125	0.0	0.0	0.0	±1.5
250	0.0	0.0	0.0	±1.5
500	0.0	0.0	0.0	±1.5
1000	0.0	0.0	0.0	±1.0
2000	0.0	0.0	0.0	±2.0
4000	0.0	0.0	0.0	±3.0
8000	0.0	0.1	0.1	±5.0

5. Frequency and time weightings at 1 kHz

5.1 Frequency weightings at 1 kHz

Frequency Weighting	Anticipated Value (dB)	Measured Value (dB)	Deviated Value (dB)	Acceptance Limits (dB)
A - weight	94.0	94.0	0.0	± 0.2
C - weight	94.0	94.0	0.0	± 0.2
Flat	94.0	94.0	0.0	± 0.2

5.2 Time weighting at 1 kHz

Frequency Weighting	Anticipated Value (dB)	Measured Value (dB)	Deviated Value (dB)	Acceptance Limits (dB)
Fast	94.0	94.0	0.0	± 0.1
Slow	94.0	94.0	0.0	± 0.1
Leq	94.0	94.0	0.0	± 0.1

6. Long - term stability

Frequency Weighting	SLM Display at initial (dB)	SLM Display at final (dB)	Deviated Value (dB)	Acceptance Limits (dB)
A - weight	94.0	94.0	0.0	± 0.3

7. Level linearity on the reference level range

Anticipated Value (dB)	Measured Value (dB)	Deviated Value (dB)	Acceptance Limits (dB)
137.0	137.0	0.0	± 1.1
136.0	136.0	0.0	± 1.1
135.0	135.0	0.0	± 1.1
134.0	134.0	0.0	± 1.1
133.0	133.0	0.0	± 1.1
132.0	132.0	0.0	± 1.1
131.0	131.0	0.0	± 1.1
129.0	129.0	0.0	± 1.1
124.0	124.0	0.0	± 1.1
119.0	119.0	0.0	± 1.1
114.0	114.0	0.0	± 1.1
109.0	109.0	0.0	± 1.1
104.0	104.0	0.0	± 1.1
99.0	99.0	0.0	± 1.1
94.0	94.0	0.0	± 1.1
89.0	89.0	0.0	± 1.1
84.0	84.1	0.1	± 1.1
79.0	79.0	0.0	± 1.1
74.0	74.1	0.1	± 1.1
69.0	69.0	0.0	± 1.1
64.0	64.0	0.0	± 1.1
59.0	59.0	0.0	± 1.1
54.0	54.0	0.0	± 1.1
49.0	49.0	0.0	± 1.1
44.0	44.0	0.0	± 1.1
39.0	39.0	0.0	± 1.1
34.0	34.0	0.0	± 1.1
30.0	30.0	0.0	± 1.1
29.0	29.0	0.0	± 1.1
28.0	28.1	0.1	± 1.1
27.0	27.1	0.1	± 1.1
26.0	26.2	0.2	± 1.1
25.0	25.1	0.1	± 1.1

8. Level linearity including the level range control

Range	Anticipated Value (dB)	Measured Value (dB)	Deviated Value (dB)	Acceptance Limits (dB)
Auto	94.0	94.0	0.0	±1.1

9. Tone burst response

Time Weighting	Tone burst duration, Tb (ms)	Cycle	Anticipated Value (dB)	Measured Value (dB)	Deviated Value (dB)	Acceptance Limits (dB)
Fast	0.25	1	108.0	107.9	-0.1	1.5 ; -5.0
	2	8	117.0	117.0	0.0	1.0 ; -2.5
	200	800	134.0	134.0	0.0	±1.0
Slow	2	8	108.0	108.0	0.0	1.5 ; -5.0
	200	800	127.6	127.6	0.0	±1.0
SEL	0.25	1	99.0	98.9	-0.1	1.5 ; -5.0
	2	8	108.0	108.0	0.0	1.0 ; -2.5
	200	800	128.0	128.0	0.0	±1.0

10. Peak C sound level

Number of cycle in test signal	Anticipated Value (dB)	Measured Value, Lcpeak (dB)	Deviated Value (dB)	Acceptance Limits (dB)
Continuous	133.0	133.0	0.0	±3.0
One	136.4	136.3	-0.1	±3.0

Number of cycle in test signal	Anticipated Value (dB)	Measured Value (dB)	Deviated Value (dB)	Acceptance Limits (dB)
Continuous	133.0	133.0	0.0	±2.0
Positive half cycle	135.4	135.2	-0.2	±2.0
Negative half cycle	135.4	135.2	-0.2	±2.0

11. Overload indication

Measured value (dB)		Deviated Value (dB)	Acceptance Limits (dB)
Positive one-half cycle	Negative one-half cycle		
89.6	89.7	0.1	±1.5

12. High level stability

Frequency Weighting	SLM Display at initial (dB)	SLM Display at final (dB)	Deviated Value (dB)	Acceptance Limits (dB)
A - weight	137.0	137.0	0.0	±0.3

The reported uncertainty is based on a standard uncertainty multiplied by coverage factor $k = 2$ or any value following calculation,providing a lavel of confidence of approximately 95 %

End of Calibration Certificate

T. Petch.

SITHIPORN ASSOCIATES CO.,LTD.
CALIBRATION LABORATORY
451-451/1 Sirinthorn Rd.,Bangbumru, Bangplud Bangkok 10700 THAILAND
Tel.0-2435-8800 Fax.0-2433-1679 e-mail:cal-center@sithiphorn.com http://www.sithiphorn.com

NSC-TISI-TIS 17025 CALIBRATION 0394

Calibration Certificate

Equipment : SOUND LEVEL METER
Manufacturer : RION
Model : NL-42/ Microphone UC-52 / Preamplifier NH-24
Serial No.: 00472130 / 169816 / 72464
ID No.: RYG_FS0303

Condition As Found : GOOD

Customer : ALS LABORATORY GROUP (THAILAND) CO., LTD.
104 PHATTHANAKAN 40, PHATTHANAKAN ROAD,
KHWAENG PHATTHANAKAN, KHET SUAN LUANG,
BANGKOK, 10250 THAILAND.

Location : -
Ambient Temperature : (23.0 ± 3) °C
Pressure : (101.3 ± 3) kPa
Relative Humidity : (50.0 ± 20) %

REVIEW BY Nonglkorn P.
APPROVED BY
NEXT CAL DATE 10/8/24

Received Date : 13 JULY 2023
Calibration Date : 10 AUGUST 2023
Date of Issue : 11 AUGUST 2023

Calibrated by : Nathakorn Pisutpaisan

Approved by : T. Petch.
(Thanakul Petchurai)

This certificate is issued in accordance with the requirements of ISO/IEC 17025 standard, may not be reproduced other than in full, except with the prior written approval of the head of Calibration Laboratory.

Calibration Procedure : CP-AC-01

Calibration Method :

This equipment was calibrated by based on IEC-61672-3 (2013) Standard for sound level meter (SLM).
The SLM had tests to Acoustical and Electrical signal tests of frequency weighting with Anechoic chamber and Reference Standard Instruments.
For tests results of each items were made by observation of each Instruments display and also with SLM's display.

Condition of this result of calibration :

1. Reference Standard Instruments :

Instrument	Model	Serial No.	Cert. No.	Due Date
Waveform Generator	33210A	MY48017076	EF-0009-23	07-FEB-24
Waveform Generator	33511B	MY52302742	EF-0010-23	07-FEB-24
Digital Multimeter	33461A	MY53220104	EEL.BP 30/0266	13-FEB-24
Digital Multimeter	33461A	MY53220076	EEL.BP 29/0266	13-FEB-24
Digital Multimeter	34461A	MY60024273	EEL.BP 31/0266	14-FEB-24
Programmable Attenuator	MAT-1070	62100114	EF-0011-23	08-FEB-24
Condenser Microphone	4180	2977900	AA-1001-23	14-FEB-24
Measuring Amplifier	NA-42KAI	34560495	AA-3002-23	14-FEB-24

2. This result of calibration was found accurate as shown on date and place of calibration for this calibrated item only.
3. This certificate is traceable to the international system of unit maintained at :
   3.1 National Institute of Metrology (Thailand).
   3.2 Thailand Institute of Scientific and Technological Research (TISTR).

T. Petch.

Summary of Measurement Result :

Parameter	Pass	Fail	Uncertainty (dB)	Maximum-permitted uncertainty of measurement (dB)
1. Absolute sensitivity	✓	-	0.2	N/A
2. Self-generated noise	✓	-	0.2	N/A
3. Acoustical signal tests of frequency weightings				
125 Hz	✓	-	0.3	0.6
1000 Hz	✓	-	0.3	0.6
8000 Hz	✓	-	0.3	0.7
4. Electrical signal tests of frequency weightings				
For 10 Hz to 4 kHz	✓	-	0.3	0.6
For > 4 kHz to 10 kHz	✓	-	0.3	0.7
For > 10 kHz to 20 kHz	-	-	-	1.0
5. Frequency and time weightings at 1 kHz	✓	-	0.2	0.2
6. Long - term stability	✓	-	0.1	0.1
7. Level linearity on the reference level range	✓	-	0.2	0.3
8. Level linearity including the level range control	✓	-	0.2	0.3
9. Tone burst response	✓	-	0.2	0.3
10. Peak C sound level	✓	-	0.2	0.35
11. Overload indication	✓	-	0.2	0.25
12. High level stability	✓	-	0.1	0.1

Note : Pass/Fail evaluation for each parameter,
will be considered together from the acceptance limit and the Maximum-permitted uncertainty of measurement.

T. Petch.

Result of calibration :

1. Absolute sensitivity

Reference Acoustic Signal (dB)	Measured Value (dB)	Deviation (dB)	Acceptance Limit (dB)
93.9 (93.98)	93.9	0.0	±0.3

2. Self-generated noise

2.1 Normal test

Measured Value (dB)
14.4

2.2 The microphone of the sound level meter was replaced by electrical signal input device.

Frequency Weighting	Measured value (dB)
A - weight	12.0
C - weight	17.8
Flat	23.2

3. Acoustical signal tests of frequency weightings

Meter free-field acoustic response at a level of 84 dB

Frequency (Hz)	Deviation from various frequency weighting response curve (dB)			
	Flat	C-weight	A-weight	Acceptance Limits
125	0.7	0.7	0.7	± 1.5
1000	-0.1	0.0	0.0	± 1.0
8000	-4.1	-4.0	-4.1	±5.0

T. Petch.

4. Electrical signal tests of frequency weightings

Weighting network response with relative to 1 kHz.

Frequency (Hz)	Deviation from various frequency weighting response curve (dB)			
	Flat	C-weight	A-weight	Acceptance Limits
63	-0.1	0.0	0.0	±2.0
125	0.0	0.0	0.0	±1.5
250	0.0	0.0	0.0	±1.5
500	0.0	0.0	0.0	±1.5
1000	0.0	0.0	0.0	±1.0
2000	0.0	0.0	0.0	±2.0
4000	0.0	0.0	0.0	±3.0
8000	0.0	0.1	0.1	±5.0

5. Frequency and time weightings at 1 kHz

5.1 Frequency weightings at 1 kHz

Frequency Weighting	Anticipated Value (dB)	Measured Value (dB)	Deviated Value (dB)	Acceptance Limits (dB)
A - weight	94.0	94.0	0.0	± 0.2
C - weight	94.0	94.0	0.0	± 0.2
Flat	94.0	94.0	0.0	± 0.2

5.2 Time weighting at 1 kHz

Frequency Weighting	Anticipated Value (dB)	Measured Value (dB)	Deviated Value (dB)	Acceptance Limits (dB)
Fast	94.0	94.0	0.0	± 0.1
Slow	94.0	94.0	0.0	± 0.1
Leq	94.0	94.0	0.0	± 0.1

6. Long - term stability

Frequency Weighting	SLM Display at initial (dB)	SLM Display at final (dB)	Deviated Value (dB)	Acceptance Limits (dB)
A - weight	94.0	94.0	0.0	± 0.3

T. Petch.

7. Level linearity on the reference level range

Anticipated Value (dB)	Measured Value (dB)	Deviated Value (dB)	Acceptance Limits (dB)
137.0	137.0	0.0	± 1.1
136.0	136.0	0.0	± 1.1
135.0	135.0	0.0	± 1.1
134.0	134.0	0.0	± 1.1
133.0	133.0	0.0	± 1.1
132.0	132.0	0.0	± 1.1
131.0	131.0	0.0	± 1.1
129.0	129.0	0.0	± 1.1
124.0	124.0	0.0	± 1.1
119.0	119.0	0.0	± 1.1
114.0	114.0	0.0	± 1.1
109.0	109.0	0.0	± 1.1
104.0	104.0	0.0	± 1.1
99.0	99.0	0.0	± 1.1
94.0	94.0	0.0	± 1.1
89.0	89.0	0.0	± 1.1
84.0	84.0	0.0	± 1.1
79.0	79.0	0.0	± 1.1
74.0	74.0	0.0	± 1.1
69.0	69.0	0.0	± 1.1
64.0	63.9	-0.1	± 1.1
59.0	59.0	0.0	± 1.1
54.0	53.9	-0.1	± 1.1
49.0	49.0	0.0	± 1.1
44.0	44.0	0.0	± 1.1
39.0	38.9	-0.1	± 1.1
34.0	34.0	0.0	± 1.1
30.0	30.0	0.0	± 1.1
29.0	28.9	-0.1	± 1.1
28.0	28.0	0.0	± 1.1
27.0	27.0	0.0	± 1.1
26.0	26.0	0.0	± 1.1
25.0	25.0	0.0	± 1.1

T. Petch.

8. Level linearity including the level range control

Range	Anticipated Value (dB)	Measured Value (dB)	Deviated Value (dB)	Acceptance Limits (dB)
Auto	94.0	94.0	0.0	±1.1

9. Tone burst response

Time Weighting	Tone burst duration, Tb (ms)	Cycle	Anticipated Value (dB)	Measured Value (dB)	Deviated Value (dB)	Acceptance Limits (dB)
Fast	0.25	1	108.0	107.9	-0.1	1.5 ; -5.0
	2	8	117.0	117.0	0.0	1.0 ; -2.5
	200	800	134.0	134.0	0.0	±1.0
Slow	2	8	108.0	108.0	0.0	1.5 ; -5.0
	200	800	127.6	127.6	0.0	±1.0
SEL	0.25	1	99.0	98.9	-0.1	1.5 ; -5.0
	2	8	108.0	108.0	0.0	1.0 ; -2.5
	200	800	128.0	128.1	0.1	±1.0

10. Peak C sound level

Number of cycle in test signal	Anticipated Value (dB)	Measured Value, Lcpeak (dB)	Deviated Value (dB)	Acceptance Limits (dB)
Continuous	133.0	133.0	0.0	±3.0
One	136.4	135.6	-0.8	±3.0

Number of cycle in test signal	Anticipated Value (dB)	Measured Value (dB)	Deviated Value (dB)	Acceptance Limits (dB)
Continuous	133.0	133.0	0.0	±2.0
Positive half cycle	135.4	135.2	-0.2	±2.0
Negative half cycle	135.4	135.2	-0.2	±2.0

T. Petch.

11. Overload indication

Measured value (dB)		Deviated Value (dB)	Acceptance Limits (dB)
Positive one-half cycle	Negative one-half cycle		
89.7	89.7	0.0	±1.5

12. High level stability

Frequency Weighting	SLM Display at initial (dB)	SLM Display at final (dB)	Deviated Value (dB)	Acceptance Limits (dB)
A - weight	137.0	137.0	0.0	±0.3

The reported uncertainty is based on a standard uncertainty multiplied by coverage factor $k = 2$ or any value following calculation,providing a lavel of confidence of approximately 95 %

End of Calibration Certificate

DKSH

Certificate of Calibration

Equipment:	SPECTROPHOTOMETER	Certificate No.:	C06220464
Model:	DR6000	Issued Date:	27 September 2022
Serial No. (or ID.):	1627845 (RYG_EN0037)	Job No.:	KSPR2212224
Manufacturer:	HACH	Page:	1 of 3
Condition:	In Condition		

Customer: ALS Laboratory Group (Thailand) Co.,Ltd. (Rayong Branch)
616/10 Moo 5 T.Maenam Khu,
A.Pluakdaeng, Rayong 21140, Thailand.

REVIEW BY N.Banjet
APPROVED BY
NEXT CAL. DATE 27/3/24

Environment Condition: Temperature 23.1 °C ± 0.6 °C; Humidity 65.4 %RH ± 3.2 %RH

Calibration Place: ALS Laboratory Group (Thailand) Co.,Ltd. (Rayong Branch) (Wet Chemistry)
616/10 Moo 5 T.Maenam Khu,
A.Pluakdaeng, Rayong 21140, Thailand.

Calibration By: Mr. Chattuphon Folthong
Calibration Date: 27 September 2022
The Method used: In house method, CAL-WI-24, base on ASTM E 275-06 and ASTM E 387-04
Traceability: This certificate is traceable to the CRM maintained by National Institute of Standards and Technology (NIST) through Starna Scientific Limited.

The standard for Wavelength Certificate No. 91418 and 91435
The standard for Photometric Certificate No. 91441 and 101088
The standard for Stray light Certificate No. 101041 and 101040
The standard for Spectral resolution Certificate No. 101037

(Mr. Chattuphon Folthong)
Person in charge

(Mr. Thaleingkeat Poungngam)
Authorized signatory

This certificate is issued the units of measurement according to the International System of Units (SI). It provides traceability of measurement to international or national standard or other recognized national standard laboratories.
The measurement uncertainty stated is the expanded uncertainty which is obtained from the standard uncertainty multiplied by the coverage factor (k=2) to provide a level of confidence of approximately 95%. It is determined in accordance with the Guide to Expression of Uncertainty in Measurement (GUM).
These results may be affected by deviations from specified conditions. The results relate only to the items tested, calibrated or sampled. The report shall not be reproduced except in full without approval of DKSH Technology Limited.

บริษัท ดีเคเซ็นเซ่ท์ ซ่ำกัด
DKSH Technology Limited
2533 ถนนสุขุมวิท แขวงพระโขนง เขตพระโขนง กรุงเทพมหานคร 10260
2533 Sukhumvit Road, Bangchak, Phrakhanong, Bangkok 10260
Phone: +66 2639 7000 Email: info.calibration@dksh.com Website: www.dksh.com/scientific-thailand

DKSH

Calibration Results:
Without Adjustment

Wavelength Accuracy (nm), The spectral bandwidth of Std at 2 nm and UUC at 2 nm

Standard Wavelength	Unit Under Calibration	Correction	Uncertainty
418.61	418.4	0.21	0.14
536.66	536.7	-0.04	0.14
637.98	638.3	-0.32	0.14
748.48	748.8	-0.32	0.14
807.03	807.4	-0.37	0.13

Photometric Accuracy (Absorbance)

Wavelength	Standard absorbance	Unit Under Calibration	Correction	Uncertainty
420 nm	0.0000	0.000	0.0000	0.0045
	0.5605	0.563	-0.0025	0.0045
	0.7334	0.737	-0.0036	0.0045
	1.0534	1.057	-0.0036	0.0045
440 nm	0.0000	0.000	0.0000	0.0045
	0.5503	0.553	-0.0027	0.0045
	0.7179	0.720	-0.0021	0.0045
	1.0312	1.034	-0.0028	0.0045
465 nm	0.0000	0.000	0.0000	0.0045
	0.5024	0.506	-0.0036	0.0045
	0.6693	0.672	-0.0027	0.0045
	0.9604	0.964	-0.0036	0.0045
546.1 nm	0.0000	0.000	0.0000	0.0045
	0.5168	0.519	-0.0022	0.0045
	0.6903	0.691	-0.0007	0.0045
	0.9904	0.992	-0.0016	0.0045
590 nm	0.0000	0.000	0.0000	0.0045
	0.5525	0.554	-0.0015	0.0045
	0.7175	0.718	-0.0005	0.0045
	1.0301	1.031	-0.0009	0.0045
635 nm	0.0000	0.000	0.0000	0.0045
	0.5367	0.538	-0.0013	0.0045
	0.6847	0.685	-0.0003	0.0046
	0.9823	0.983	-0.0007	0.0045

บริษัท ดีเคเซ็นเซ่ท์ ซ่ำกัด
DKSH Technology Limited
2533 ถนนสุขุมวิท แขวงพระโขนง เขตพระโขนง กรุงเทพมหานคร 10260
2533 Sukhumvit Road, Bangchak, Phrakhanong, Bangkok 10260
Phone: +66 2639 7000 Email: info.calibration@dksh.com Website: www.dksh.com/scientific-thailand

Delivering Growth – In Asia and Beyond.
CALFM-C06-13: 20 Jul 2022

DKSH

Calibration Results:
Without Adjustment

Photometric Accuracy (Absorbance)

Wavelength	Standard absorbance	Unit Under Calibration	Correction	Uncertainty
235 nm	0.0000	0.000	0.0000	0.0080
	0.7423	0.744	-0.0017	0.0083
257 nm	0.0000	0.000	0.0000	0.0080
	0.8609	0.861	-0.0001	0.0084
313 nm	0.0000	0.000	0.0000	0.0080
	0.2895	0.292	-0.0025	0.0080
350 nm	0.0000	0.000	0.0000	0.0080
	0.6381	0.638	0.0001	0.0080

Stray light *

Standard: cut-off	UUC: Wavelength (nm)	UUC: Transmission (%T)	Absorbance (A)
260.67 +/- 0.11 nm	260.7	2.1	1.678
391.94 +/- 0.11 nm	391.9	1.7	1.770

Spectral Resolution *

Nominal Concentration 0.02 % v/v	Peak	Trough	Ratio	SBW
Standard Wavelength (nm)	268.60	266.63	1.39	2.00
UUC: Wavelength (nm)	268.2	266.1		
Std Absorbance (A)	0.4810	0.3176		
Absorbance (A)	0.373	0.268		

* Calibration Marked " Not TISI Accredited " in this Certificate have been included for completeness.

The End of Certificate

บริษัท ดีเคเซ็นเซ่ท์ ซ่ำกัด
DKSH Technology Limited
2533 ถนนสุขุมวิท แขวงพระโขนง เขตพระโขนง กรุงเทพมหานคร 10260
2533 Sukhumvit Road, Bangchak, Phrakhanong, Bangkok 10260
Phone: +66 2639 7000 Email: info.calibration@dksh.com Website: www.dksh.com/scientific-thailand

Delivering Growth – In Asia and Beyond.
CALFM-C06-13: 20 Jul 2022

DKSH

ใบตรวจสอบสภาพเครื่องวัดสิ่งแวดล้อม

เลขที่ใบงาน: KSPR2212224

ชนิดเครื่องมือ: SPECTROPHOTOMETER รุ่น: DR6000 หมายเลขเครื่อง: 1627845

ตรวจสอบ (รับ)		รายการตรวจเช็ค	ตรวจสอบ (ส่ง)		หมายเหตุ
27 Sep 2022			27 Sep 2022		
ปกติ	ไม่ปกติ		ปกติ	ไม่ปกติ	
		General			
☑	☐	1. ความสมบูรณ์เครื่อง	☑	☐	
☑	☐	2. ความสะอาด (ช่องใส่ตัวอย่าง, ภายใน-นอกเครื่อง)	☑	☐	
☑	☐	3. สวิทช์ ปิด – เปิด เครื่อง (On-Off Swicth)	☑	☐	
☑	☐	4. ปุ่มกด (Keypad)	☑	☐	
☑	☐	5. หน้าจอ (Display, Screen Contrast)	☑	☐	
		Spectrophotometer			
☐	☐	6. แรงดันไฟฟ้า (Battery Backup) >= 2.5 VDC	☐	☐	
☐	☐	7. ตัวหมุนเลือกความยาวคลื่น (Wavelength Control)	☐	☐	
☑	☐	8. ความยาวคลื่น (Wavelength Check)	☑	☐	656.1 ได้ 656.1 nm
☑	☐	9. แหล่งกำเนิดแสง (UV < 3,000 hour)	☑	☐	
☑	☐	10. แหล่งกำเนิดแสง (Visible < 5,000 hour)	☑	☐	
☑	☐	11. ช่องวัดหลายตัวอย่าง (Carousel Module)	☑	☐	
		pH Meter and Conductivity Meter			
☐	☐	12. อิเล็คโทรด (Electrode and Connection Cable)	☐	☐	
☐	☐	13. ระดับสารละลายใน Electrode (Level KCl)	☐	☐	
☐	☐	14. ฝาปิดกันปลาย Electrode (Dust Protection Hood)	☐	☐	
☐	☐	15. ขาจับอิเล็คโทรด (Stand)	☐	☐	
		Turbidimeter			
☐	☐	16. ค่าความขุ่นที่ต่ำสุด (No Sample)	☐	☐	
☐	☐	17. ระดับการส่องสว่างของแสง (>= 2.5 ไม่เกิน 3.0)	☐	☐	
		Automatic titrator			
☐	☐	18. สภาพ Piston Burettes	☐	☐	
☐	☐	19. Function Rinsing and Dosing	☐	☐	
☐	☐	20. ระบบท่อสายยางและอุปกรณ์ประกอบ	☐	☐	

เพิ่มเติม/ข้อแนะนำ :

Mr. Chattuphon Folthong

Service Engineer

บริษัท ดีเคเซอเรส เทคโนโลยี จำกัด
DKSH Technology Limited
2533 ถนนสุขุมวิท แขวงบางจาก เขตพระโขนง กรุงเทพมหานคร 10260
2533 Sukhumvit Road, Bangchak, Phrakhanong, Bangkok 10260
Phone: +66 2639 7000 Email: info.calibration@dksh.com Website: www.dksh.com/scientific-thailand

Delivering Growth – In Asia and Beyond.

CAL-FM-R31-03: 20 Jul 2022

TECHNOLOGY PROMOTION ASSOCIATION (THAILAND-JAPAN)

CORPORATE SERVICES 3 : EQUIPMENT CALIBRATION AND TESTING SERVICES

534/4 PATTANAKARN ROAD SOI 18, SUANLUANG, SUANLUANG BANGKOK 10250

TEL. 0-2717-3000 FAX. 0-2719-9484

Cert.No.: 23TW168
Page.: 1 of 2

Certificate of Testing

Equipment :	DO Meter
Manufacturer :	YSI
Model :	5000-115V
Serial No. :	15E102796
ID No. :	RYG_EN0032
Received Date :	21 July 2023
Test Date :	24 July 2023
Reference :	2307-0713DSC-1
Submitted by :	ALS Laboratory Group (Thailand) Co.,Ltd. Rayong Branch 616/10 Moo 5, T.Maenam Khu, A.Pluakdaeng, Rayong 21140, Thailand
Laboratory Condition :	Temperature (25 ± 5) °C Humidity (50 ± 20) %
Test Procedure :	In - house method : CP-CH9 by Comparison Technique with Azide Modification Method
Tested by :	Walalak Sirithean
Approved by :	Saithip Approved Signatory

REVIEW BY N.Bamrit
APPROVED BY D
NEXT CAL. DATE 24/07/25

( ) Malee Butkruea
(✓) Saithip Meangmai
( ) Warakorn Lerngagtrakul

Issue Date : 26 July 2023

B 0320211

Cert.No.: 23TW168
Page.: 2 of 2

Condition of this result of calibration

1. Reference Standard Instruments :
   This certification is traceable to the International System of Unit through the reference standards laboratory of Industrial Calibration Center,Technology Promotion Association (Thailand-Japan).

Instruments	Serial No.	ID No.	Certificate No.	Due Date
1) Burette	-	130BU10	23CG1172	22 Mar 2025
2) Balance	1126143764	140RC004	22MM50	20 Sep 2023

2. Standard Material :-

Material	Manufacturer	Lot.No.	Assay
Sodium Thiosulfate pentahydrate	Merck	AM1763316	100.2%

Result : Dissolved Oxygen Meter Adjustment With Air 100 %

Dissolved Oxygen Probe No.: 15E100464

Titration Method (Azide Modification Method) (mg/L)	DO Meter Reading (mg/L)	Standard Deviation (mg/L)
8.18	8.17	0.0055

This report was certified only for the instrument we tested.It is allowable to use for study the system efficiency,The environmental impact control and present to organization it may concerned Intend to use for advertising and referral purpose is prohibited.This report may not be reproduced other in full,without written approval of the laboratory

-oOo-

Saithip

a 1172155

TECHNOLOGY PROMOTION ASSOCIATION (THAILAND-JAPAN)

CORPORATE SERVICES 3: EQUIPMENT CALIBRATION AND TESTING SERVICES

534/4 PATTANAKARN ROAD SOI 18, SUANLUANG, SUANLUANG BANGKOK 10250

TEL.:0-2717-3000-29 FAX.0-2719-9484

ilac-MRA

NSC-TISI-TIS17025 CALIBRATION 0508

Cert. No.: 23LM125
Page.: 1 of 2

Certificate of Calibration

Equipment :	DO Meter with Sensor
Manufacturer :	YSI
Model :	5000-115V
Serial No. :	15E102796
ID No. :	RYG_EN0032
Submitted by :	ALS Laboratory Group (Thailand) Co.,Ltd. Rayong Branch 616/10 Moo 5 T. Maenam Khu, A. Pluakdaeng, Rayong 21140 Thailand
Location :	TPA On Site Calibration Laboratory
Received Order :	25 July 2023
Calibrated Date :	27 July 2023
Ambient Temperature :	(26 ± 10) °C
Relative Humidity :	(50 ± 30) %
AC Line Voltage :	(220 ± 22) V
Calibrated by :	Preecha Hlahib
Approved by :	Approved Signatory

( ) Pornthippa Tameyakul
( ) Malee Butkruea
(✓) Suwit Imjai

Issue Date : 31 July 2023

The Uncertainties are for a confidence probability of approximately 95%

This certificate may not be reproduced other than in full, except with the prior written Approval of the head of Corporate Services 3 : Equipment Calibration and Testing Services.

A 0053616

Equipment : DO Meter with Sensor
Condition As-Received : Used Item
Reference : 2307-0713DSC-2

Cert. No.: 23LM125
Page.: 2 of 2

Procedure Used :-

Calibration were conducted using in-house calibration procedure CP-OT01 according to comparison with Industrial Platinum Resistance Thermometer (IPRT) into Temperature Bath.

The temperature scale used was based on ITS-90.

Condition of this result of calibration

1. Reference standard instrument:-

Instrument	Serial No.	Cert. No.	Traceable	Due Date
1) Digital Thermometer	2188080	22I1285	TPA	21 Oct 2023

2. This certificate is valid only to the item calibrated on date and place of calibration.
3. This certification is traceable to the International System of Unit.

Remark : TPA : Technology Promotion Association (Thailand - Japan)

Result of Calibration :- (*) Without Adjustment

Function : Temperature measurement.

This instrument was connected with temperature sensor, S/N.: 1228475367

Calibration Point (°C)	Immersion Depth (mm)	Standard Temperature (°C)	UUC* Reading (°C)	Error (°C)	Uncertainty (± °C)	Coverage Factor *k*
20.00	100	20.011	19.91	-0.101	0.15	2.00

UUC* : Unit Under Calibration

The reported uncertainty of measurement was based on a standard uncertainty multiplied by a coverage factor *k*, providing a level of confidence of approximately 95 %.

-o0o-

a 1159515

TECHNOLOGY PROMOTION ASSOCIATION (THAILAND-JAPAN)
CORPORATE SERVICES 3: EQUIPMENT CALIBRATION AND TESTING SERVICES
534/4 PATTANAKARN ROAD SOI 18, SUANLUANG, SUANLUANG BANGKOK 10250
TEL.:0-2717-3000-29 FAX.:0-2719-9484

NSC-TISI-TIS17025 CALIBRATION 0008

Cert. No.: 23TM962
Page : 1 of 3

Certificate of Calibration

Equipment : Low Temp. Incubator
Manufacturer : Memmert
Model : IPP750
Serial No. : V818.0084
ID No. : RYG_EN0154

REVIEW BY N. Bannit
APPROVED BY
NEXT CAL. DATE 29/11/24

Submitted by : ALS Laboratory Group (Thailand) Co.,Ltd.
(Rayong Branch)
616/10 Moo 5 T. Maenam Khu,
A. Pluakdaeng, Rayong 21140 Thailand

Location : BOD Room

Received Order : 29 May 2023
Calibration Date : 29 May 2023
Ambient Temperature : (26 ± 10) °C
Relative Humidity : (50 ± 30) %

Calibrated by : Man Pattanapongpaiboon

Approved by :
Approved Signatory

( ) Pornthippa Tameyakul
( ) Malee Butkruea
(✓) Suwit Imjai

Issue Date : 7 June 2023

The Uncertainties are for a confidence probability of approximately 95%

This certificate may not be reproduced other than in full, except with the prior written Approval of the head of Corporate Services 3 : Equipment Calibration and Testing Services.

A 0054967

Equipment : Low Temp. Incubator
Condition As-Received : Used Item
Reference : 2305-0898OC-2

Cert. No.: 23TM962
Page : 2 of 3

Procedure Used :-

Calibration were conducted using calibration procedure CP-OT02 according to direct measurement method with Data Acquisition which connected with Resistance Temperature Detector (RTD).

The temperature scale used was based on ITS-90.

Condition of this result of calibration

1. Reference standard instrument:-

Instrument	Model	Serial No.	Cert. No.	Due Date
1) Data Acquisition	34972A	MY57013711	22LM93	02 Jul 2023

2. This certificate is valid only to the item calibrated on date and place of calibration.
3. This certification is traceable to the International System of Unit.

Result of Calibration :- (*) Without Adjustment
Function of UUC* : Temperature Source
Fresh air setting : Close

Environment during calibration		
	Beginning	Finished
Temp. (°C)	23	23
REL.Humid. (%)	54	56
AC Supply (Volt)	223	222

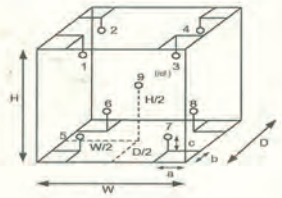

Position :	Ref. Std. ID No.:
1	18-18RTD-01
2	18-18RTD-02
3	18-18RTD-03
4	18-18RTD-04
5	18-18RTD-05
6	18-18RTD-10
7	18-18RTD-07
8	22-18RTD-08
9 (ref.)	18-18RTD-09

Probe Installation Details :
a = 10 cm
b = 10 cm
c = 10 cm

Dimension of Chamber :
D = 0.60 m
W = 1.0 m
H = 1.2 m
Capacity = 0.75 m³

a 1165130

Equipment : Low Temp. Incubator
Condition As-Received : Used Item
Reference : 2305-0898OC-2

Cert. No.: 23TM962
Page : 3 of 3

Result of Calibration :- (*) Without Adjustment
Function of UUC* : Temperature Source
Fresh air setting : Close

Calibration Point (°C)	UUC* Setting (°C)	UUC* Reading (°C)	Temperature stability (± °C)	Temperature uniformity (°C)	Overall Variation (°C)	Coverage Factor *k*
20.0	20.0	20.0	0.019	0.72	1.0	2

Calibration Point (°C)	Measured Temperature (°C) Position									Uncertainty (±°C)
	1	2	3	4	5	6	7	8	9 (ref.)	
20.0	19.547	19.780	19.487	19.529	19.408	20.139	20.112	20.406	20.116	0.30

Average* : The average of 30 values in each position.
Temperature stability : One-half of the greatest maximum difference of measured temperature at any one sensor.
Temperature uniformity : The maximum difference of measured temperatures at any sensors and the measured temperature at the reference location which are observed at the same time or at as close an observation time as possible to determine the temperature pattern or homogeneity within the chamber under steady-state conditions.
Overall Variation : The Difference of the maximum and minimum measured temperatures throughout observation.
UUC* : Unit Under Calibration
Note : The reported uncertainty of measurement was included stability and excluded uniformity .

The reported uncertainty of measurement was based on a standard uncertainty multiplied by a coverage factor *k*, providing a level of confidence of approximately 95 %.

-o0o-

a 1165129

TECHNOLOGY PROMOTION ASSOCIATION (THAILAND-JAPAN)
CORPORATE SERVICES 3: EQUIPMENT CALIBRATION AND TESTING SERVICES
534/4 PATTANAKARN ROAD SOI 18, SUANLUANG, SUANLUANG BANGKOK 10250
TEL. 0-2717-3000-27 FAX. 0-2719-9484

NSC-TEI-TI517025
CALIBRATION 0008

Cert.No.: 22CH1733
Page.: 1 of 3

Certificate of Calibration

Equipment :	pH Meter
Manufacturer :	Mettler Toledo
Model :	SevenExcellence
Serial No. :	B834291445
ID No. :	RYG_EN0152
Condition As-Received:	Used Item
Received Date :	21 December 2022
Calibration Date :	22 December 2022
Reference :	2212-0602DSC-1
Submitted by :	ALS Laboratory Group (Thailand) Co.,Ltd. Rayong Branch 616/10 Moo 5 T.Maenam Khu, A.Pluakdaeng, Rayong 21140, Thailand
Ambient Temperature :	(25 ± 2.5) °C
Relative Humidity :	(50 ± 15) %
Calibration Procedure :	In - house method : - CP-CH5 by direct measurement with standard voltage calibrator and direct measurement with certified reference material (CRM) - CP-CH8 by comparison with standard thermometer

REVIEW BY N.Banjit
APPROVED BY
22/12/23
NEXT CAL. DATE 22/01/24

Calibrated by : Warakorn Lerngagtrakul

Approved by : Malee
Approved Signatory

(✓) Malee Butkruea
( ) Saithip Meangmai
( ) Warakorn Lerngagtrakul

Issue Date : 26 December 2022

The Uncertainties are for a confidence probability of approximately 95%

This certificate may not be reproduced other than in full, except with the prior written Approval of the head of Corporate Services 3 : Equipment Calibration and Testing Services.

A 0048758

Cert.No.: 22CH1733
Page.: 2 of 3

Condition of this calibration result

1. Reference Standard Instrument : -

Instrument	Serial No.	ID No.	Cert. No.	Due Date
1) Document Process Calibrator	54030049	130RC116	22E2769	24 Aug 2023
2) Ref. Standard Thermometer	4982054	110RC044	22I1306	27 Oct 2023

This certification is traceable to the International System of Unit maintained at:-
- Traceable to National Institute of Metrology (Thailand), NIMT

2. Certified Reference Materials : The measurement results are traceable to SI through CPA chem Ltd., ANSI-ASQ National Accreditation Board, Accredited No. AR-1835

Buffer Solution	Manufacturer	Lot No.	Exp. date
pH 4.008	CPA chem	826588	09 July 2024
pH 6.987	CPA chem	823322	20 June 2023
pH 10.008	CPA chem	826590	09 July 2023

3. This certificate is valid only to the item calibrated on date and place of calibration.

Calibration Results

Function : mV Measurement

Performing standard curve by Fluke at pH (4,7,10)

Unit Under Calibration	Nominal Value	Standard Voltage Input	Actual Reading		Uncertainty of Measurement	Coverage factor
	pH	mV	mV	pH	(±mV)	k
pH Meter	4.000	177.48	177.3	4.000	0.058	2.00
S/N.: B834291445	7.000	0.00	-0.1	7.000	0.058	2.00
	10.000	-177.48	-177.5	10.000	0.058	2.00

Malu

a 1141167

Cert.No.: 22CH1733
Page.: 3 of 3

Calibration Results

Function : pH Measurement

Performing three buffers standard curve by using buffer nominal pH (4,7,10)

Unit Under Calibration	Standard pH Buffer Solution	Actual pH Reading	Actual mV Reading (mV)	Uncertainty of pH measurement (±)	Coverage factor k
pH Electrode	4.008	4.011	185.2	0.0052	2.06
S/N.: 1475518	6.987	6.990	10.4	0.0088	2.00
	10.008	10.014	-166.5	0.0072	2.00

Function : Temperature Measurement

(*) Without adjustment

This equipment was connected with Temperature Probe;
- Model : InLab Expert Pro-ISM
- Serial No. : 1475518

Dimension of probe;
- Length : 120 mm.
- Diameter : 12 mm.
- Immersion Depth : 100 mm.

Calibration Point (°C)	Standard Temperature (°C)	UUC* Reading (°C)	Error (°C)	Uncertainty of measurement (±°C)	Coverage factor k
25.0	25.001	24.9	-0.101	0.13	2.00

Remark : - UUC* = Unit Under Calibration

The reported uncertainty of measurement was based on a standard uncertainty multiplied by a coverage factor *k*, providing a level of confidence of approximately 95 %.

-o0o-

Malu

a 1141166

TECHNOLOGY PROMOTION ASSOCIATION (THAILAND-JAPAN)
CORPORATE SERVICES 3: EQUIPMENT CALIBRATION AND TESTING SERVICES
534/4 PATTANAKARN ROAD SOI 18, SUANLUANG, SUANLUANG, BANGKOK 10250
TEL. 0-2717-3000-24 FAX. 0-2719-9484

NSC-TEI-TI517025
CALIBRATION 0008

Certificate of Calibration

Certificate No. : 22E4098
Page : 1 of 2

Equipment :	pH Meter
Manufacturer:	Mettler Toledo
Model :	SevenExcellence
Serial No.:	B834291445
ID No.:	RYG_EN0152
Condition As-Received:	Used Item
Received Date:	21 December 2022
Calibration Date:	23 December 2022
Reference:	2212-0602DSC
Ambient Temperature:	(23 ± 2) °C
Relative Humidity:	(50 ± 10) %

This certificate may not be reproduced other than in full, except with the prior written approval of the head of Corporate Services 3: Equipment Calibration and Testing Services.

Submitted by: ALS Laboratory Group (Thailand) Co.,Ltd. Rayong Branch
616/10 Moo 5, T.Maenam Khu, A.Pluakdaeng, Rayong 21140, Thailand

Procedure used: Calibration were conducted using In-house calibration Procedure CP-E17 According to direct measurement method with Multi-Product Calibrator.

Condition of this result of calibration

1.Reference standards instuments :

Instrument	Model	Serial No.	Certificate No.	Due Date
1) Multi-Product Calibrator	5500A	6315011	22E1431	05 May 2023

2.This result of calibration was made on requested at the point specified by customer.

3.The certificate is valid only to the item calibrated on date and place of calibration.

4.This Certification is traceable to the International System of Unit maintained at:-
-National Institute of Metrology Thailand (NIMT)

Calibrated by : Wutchareeporn Wongchutikrang
Issue Date : 26 December 2022

Approved Signatory :
[✓] Phalinee Prabpaipai
[ ] Nuntawat Khamchai
[ ] Pornthippa Tameyakul

B 0304803

Cert. No.: 22E4098
Page.: 2 of 2

Result of calibration :- (*) Without adjustment ( ) After adjustment

Function: DC voltage measuremer **Range:** 2000 mV

Standard Value (mV)	UUC* Reading (mV)	Error (mV)	Uncertainty (± µV)
-200.0000	-200.0	0.0	72
-150.0000	-150.0	0.0	69
-100.0000	-100.0	0.0	65
-50.0000	-50.0	0.0	62
0.0000	0.0	0.0	58
50.0000	50.0	0.0	62
100.0000	100.0	0.0	65
150.0000	150.0	0.0	69
200.0000	199.9	-0.1	72

The reported uncertainty of measurement was based on a standard uncertainty multiplied by a coverage factor *k*=2, providing a level of confidence of approximately 95 %

***UUC= Unit Under Calibration.**

-o0o-

a 1140616

TECHNOLOGY PROMOTION ASSOCIATION (THAILAND-JAPAN)
CORPORATE SERVICES 3: EQUIPMENT CALIBRATION AND TESTING SERVICES
534/4 PATTANAKARN ROAD SOI 18, SUANLUANG, SUANLUANG BANGKOK 10250
TEL. 0-2717-3000-29 FAX. 0-2719-9484

NSC-TISI-TIS17025 CALIBRATION 0008

Cert.No.: 23CH444
Page.: 1 of 2

Certificate of Calibration

Equipment :	pH Meter
Manufacturer ;	Horiba
Model :	LAQUA act PH110
Serial No. :	D87G0038
ID No. :	RYG_FS0424
Condition As-Received:	Used Item
Received Date :	31 March 2023
Calibration Date :	04 April 2023
Reference :	2303-1133DSC-6
Submitted by :	ALS Laboratory Group (Thailand) Co.,Ltd. Rayong Branch 616/10 Moo 5, T.Maenam Khu, A.Pluakdaeng, Rayong 21140, Thailand
Ambient Temperature :	(25 ± 2.5) °C
Relative Humidity :	(50 ± 15) %
Calibration Procedure :	In - house method : - CP-CH5 by direct measurement with standard voltage calibrator and direct measurement with certified reference material (CRM)

REVIEW BY PHongTh
APPROVED BY Sup S
NEXT CAL. DATE 04/04/24

Calibrated by : Warakorn Lerngagtrakul

Approved by ; Approved Signatory

(✓) Malee Butkruea
( ) Saithip Meangmai
( ) Warakorn Lerngagtrakul

Issue Date : 5 April 2023

The Uncertainties are for a confidence probability of approximately 95%

This certificate may not be reproduced other than in full, except with the prior written Approval of the head of Corporate Services 3 : Equipment Calibration and Testing Services.

A 0052956

Cert. No.: 23CH444
Page.: 2 of 2

Condition of this calibration result

1. Reference Standard Instrument : -

Instrument	Serial No.	ID No.	Cert. No.	Due Date
1) Document Process Calibrator	54030049	130RC116	22E2769	24 Aug 2023

This certification is traceable to the International System of Unit maintained at:-
- Traceable to National Institute of Metrology (Thailand), NIMT

2. Certified Reference Materials : The measurement results are traceable to SI through CPA chem Ltd., ANSI-ASQ National Accreditation Board, Accredited No. AR-1835

Buffer Solution	Manufacturer	Lot No.	Exp. date
pH 4.008	CPA chem	863832	28 Dec 2024
pH 6.987	CPA chem	826589	09 July 2023
pH 10.010	CPA chem	863835	28 Dec 2023

3. This certificate is valid only to the item calibrated on date and place of calibration.

Calibration Results

Function : mV Measurement

Performing standard curve by Fluke at pH (4,7,10)

Unit Under Calibration	Nominal Value	Standard Voltage Input	Actual Reading		Uncertainty of Measurement	Coverage factor
	pH	mV	mV	pH	(±mV)	*k*
pH Meter	4.00	177.48	177	4.01	0.58	2.00
S/N.: D87G0038	7.00	0.00	0	7.00	0.58	2.00
	10.00	-177.48	-178	10.01	0.58	2.00

Function : pH Measurement

Performing three buffers standard curve by using buffer nominal pH (4,7,10)

Unit Under Calibration	Standard pH Buffer Solution	Actual pH Reading	Actual mV Reading (mV)	Uncertainty of pH measurement (±)	Coverage factor *k*
pH Electrode	4.008	4.01	164	0.0085	2.05
S/N.: 987G0012	6.987	6.99	-11	0.011	2.00
	10.010	10.01	-178	0.0095	2.00

The reported uncertainty of measurement was based on a standard uncertainty multiplied by a coverage factor *k* , providing a level of confidence of approximately 95 %.

-o0o-

a 1156430

TECHNOLOGY PROMOTION ASSOCIATION (THAILAND-JAPAN)
CORPORATE SERVICES 3: EQUIPMENT CALIBRATION AND TESTING SERVICES
534/4 PATTANAKARN ROAD SOI 18, SUANLUANG, SUANLUANG BANGKOK 10250
TEL. 0-2717-3000-29 FAX. 0-2719-9484

NSC-TISI-TIS17025 CALIBRATION 0008

Cert. No.: 23LM87
Page.: 1 of 2

Certificate of Calibration

Equipment :	pH Meter with Sensor
Manufacturer :	Horiba
Model :	LAQUA act PH110
Serial No. :	D87G0038
ID No. :	RYG_FS0424
Submitted by :	ALS Laboratory Group (Thailand) Co.,Ltd. Rayong Branch 616/10 Moo 5, T.Maenam Khu, A.Pluakdaeng, Rayong 21140, Thailand
Location :	TPA On Site Calibration Laboratory
Received Order :	31 March 2023
Calibrated Date :	05 April 2023
Ambient Temperature :	(26 ± 10) °C
Relative Humidity :	(50 ± 30) %
AC Line Voltage :	(220 ± 22) V

Calibrated by : Preecha Hlahib

Approved by : Approved Signatory

( ) Pornthippa Tameyakul
(✓) Malee Butkruea
( ) Suwit Imjai

Issue Date : 21 April 2023

The Uncertainties are for a confidence probability of approximately 95%

This certificate may not be reproduced other than in full, except with the prior written Approval of the head of Corporate Services 3 : Equipment Calibration and Testing Services.

A 0053339

Equipment : pH Meter with Sensor **Cert. No.:** 23LM87
Condition As-Received : Used Item **Page.:** 2 of 2
Reference : 2303-1133DSC-7

Procedure Used :-

Calibration were conducted using in-house calibration procedure CP-OT01 according to comparison with Industrial Platinum Resistance Thermometer (IPRT) into Temperature Bath.

The temperature scale used was based on ITS-90.

Condition of this result of calibration

1. Reference standard instrument:-

Instrument	Model	Serial No.	Cert. No.	Due Date
1) Digital Thermometer	1502A	A52847	22I1325	31 Oct 2023

2. This certificate is valid only to the item calibrated on date and place of calibration.
3. This certification is traceable to the International System of Unit.

Result of Calibration :- (*) Without Adjustment

Function : Temperature measurement.

This instrument was connected with temperature sensor, S/N.: 987G0012

Calibration Point (°C)	Immersion Depth (mm)	Standard Temperature (°C)	UUC* Reading (°C)	Error (°C)	Uncertainty (± °C)	Coverage Factor *k*
25.0	100	25.007	24.9	-0.107	0.16	2.00
30.0	100	30.007	30.0	-0.007	0.16	2.00
40.0	100	40.005	40.1	0.095	0.16	2.00
50.0	100	50.004	50.2	0.196	0.16	2.00

UUC* : Unit Under Calibration

The reported uncertainty of measurement was based on a standard uncertainty multiplied by a coverage factor *k*, providing a level of confidence of approximately 95 %.

-o0o-

a 1157392

SCG

Metrological Center

SCI ECO Services Company Limited

33/2 Moo 3, T.Banpa, A.Kaengkhoi, Saraburi 18110, Thailand.
Saraburi Tel : +66 3627 3096 Fax +66 3627 3100
Bangkok Tel : +668 9205 6851 , +669 8247 2360
Website : www.sciecco.co.th E-Mail : calibrate@scg.com

NSC-TISI-TIS 17025 CALIBRATION 0244

Certificate No. T230116 **Page 1 of 4**

Certificate of Calibration

Equipment : Chamber (Cooling Room)
Manufacturer : MODULAR
Model : IREVCOHCOO
Serial No. : C00351459
Customer Code : RYG_EN0184
ID No. : T1939A5
Customer : ALS Laboratory Group (Thailand) Co.,Ltd. (Rayong Branch)
616/10 Moo 5 T.Maenam Khu,
A.Pluakdaeng, Rayong 21140
Customer Location : Laboratory
Date of Receipt : 23 January 2023
Calibrated By : Atiphong Rongrat (Technician)
Approved By : / Boonchai Suriyawong (Site Calibration Manager)
Date of Issue : 07 FEB 2023

REVIEW BY
APPROVED BY
NEXT CAL DATE 30/07/24

The uncertainties are for a confidence probability of approximately 95%.

This Certificate is issued in accordance with the conditions of accreditation granted by the Thai Laboratory Accreditation Scheme which has assessed the measurement capability of the laboratory and its traceability to recognized national standards and to the units of measurement realized at the corresponding national standard laboratory. This certificate may not be reproduced other than in full except with the prior written approval of the Metrological Center.

FM-L14/18/31/08-04

SCG

Metrological Center

SCI ECO Services Company Limited

33/2 Moo 3, T.Banpa, A.Kaengkhoi, Saraburi 18110, Thailand.

NSC-TISI-TIS 17025 CALIBRATION 0244

Certificate No. T230116 **Page 2 of 4**

Calibration Report

Equipment : **Chamber (Cooling Room)**
Date of Calibration : **25 January 2023**
Environment : **Temperature : 23.4-24.9 °C**
Line Voltage : 221.4-230.2 V
Relative Humidity : 55 - 65 %RH

Condition of this results of calibration :

1. Thisequipment was calibrated by insert 16 standard thermocouples type T into its chamber , the other one standard thermocouples type T use for ambient temperature measurement . The calibration was done in according to WI-T20 (based on ASTM E145-94 (Reapproved 2001) and AS2853-1986).
All data show below were final values and the initial data from customer request . The temperature scale used was based on ITS - 90 .
2. Reference Standard Instrument

Instrument	Model	Instrument No.	Certificate No.	Due Date
TC	TYPE T	TN141-TN150	T222123	5 October 2023
TC	TYPE T	TN151-TN160	T222123	5 October 2023
DATA LOGGER	34970A	T150	T222123	5 October 2023

3. This certificate is traceable to :
National Institute of Metrology (Thailand) through Metrological Center (NSC-TISI-TIS 17025 CALIBRATION 0244.)
4. Condition of calibrated item : good
Equipment Description :
Time Constant 1 Hour - Minute At 3 °C
Fresh Air Damper ☐ Open ☐ Min ☐ Medium ☐ Max
☐ Close
☒ Not Available
5. Adjustment :
(X) without adjustment ( ) after adjustment

Approved By.

FM-L15/17/15-04-11

SCG

Metrological Center

SCI ECO Services Company Limited

33/2 Moo 3, T.Banpa, A.Kaengkhoi, Saraburi 18110, Thailand.

NSC-TISI-TIS 17025 CALIBRATION 0244

Certificate No. T230116 **Page 3 of 4**

Calibration Report

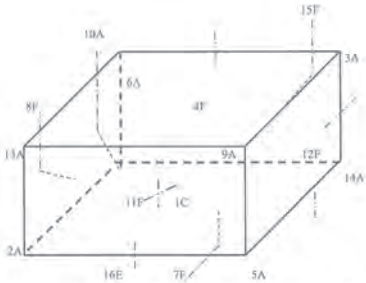

C = Centre , F = Centre of Face , A = Corner , E = Centre of Edge

1C = TN141	12F = TN152
2A = TN142	13A = TN153
3A = TN143	14A = TN154
4F = TN144	15F = TN155
5A = TN145	16E = TN156
6A = TN146	
7F = TN147	
8F = TN148	
9A = TN149	
10A = TN150	
11F = TN151	

Approved By.

FM-L15/17/15-04-11

SCG

Metrological Center

SCI ECO Services Company Limited

33/2 Moo 3, T.Banpa, A.Kaengkhoi, Saraburi 18110, Thailand

NSC-TISI-TIS 17025 CALIBRATION 0484

Certificate No. T230116

Calibration Report

Measurement Results

Calibration Point	Average Standard Reading at each position (°C)											
	TN141	TN142	TN143	TN144	TN145	TN146	TN147	TN148	TN149	TN150	TN151	TN152
3.0	3.03	3.16	3.15	3.19	3.45	3.47	3.21	3.35	3.54	3.45	3.24	3.34
	TN153	TN154	TN155	TN156								
	3.28	3.22	3.28	3.21								

Chamber (Cooling Room)			Temperature Distribution			
Setting (°C)	Reading (°C) Min , Max	Reading (°C) Average	Stability (±°C)	Uniformity (°C)	Uncertainty (±°C)	Coverage Factor k
3.0	2.8 , 4.1	3.5	1.20	1.20	1.90	2.07

The calibration result apply only the above calibrated item.

The result of test was found accurate as shown on date and place of test only.

The reported expanded uncertainty is based on a standard uncertainty multiplied by a coverage factor k which for a t-distribution, providing a level of confidence of approximately 95 % .

Approved By.

RYG_EN0002

Sartorius (Thailand) Co., Ltd.
129 Rama 9 Road, Huaykwang, Huaykwang, Bangkok 10310
Tel: +66 2643 8361-6 , e-mail: service.thailand@sartorius.com

NSC-TISI-TIS 17025 CALIBRATION 0426

SARTORIUS

REVIEW BY Thanitall.
APPROVED BY
NEXT CAL. DATE 01/03/24

Certificate of Calibration

Model Number :	MSE224S-100-DU	Certificate No. :	23BCI0112
Description :	Analytical Balance	Issued Date :	Friday, March 03, 2023
Serial Number :	0026207038	Reference No. :	204833
ID No. :	RYG_EN0002		
Manufacturer :	Sartorius	Page No. :	1 of 2

Customer Name : ALS Laboratory Group (Thailand) Co.,Ltd. (Rayong Branch)
616/10 Moo 5 T.Maenam Khu, A.Pluak Daeng, Rayong 21140, Thailand.

Calibrated Place : ALS Laboratory Group (Thailand) Co., Ltd.(Balance Room)
616/10 Moo 5 T.Maenam Khu, A.Pluakdaeng, Rayong.21140, Thailand.

Calibrated By : Mr.Chonchai Inthana
Calibration Date : Wednesday, March 01, 2023

Calibration Procedure No. : This calibration was conducted by Using in-house calibration procedure number (WI-003) Based on UKAS LAB 14 : 2019

Metrological data :
Capacity : 220 g Readability : 0.0001 g

Ambients Conditions:
Temperature : 23.6 °C ± 5.0 °C
Humidity : 60.0 % RH ± 10.0 % RH
Pressure – ± –

Reasons for calibration
☐ New Installation ☐ Service / Repaired ☑ Re-calibration/ Maintenance

Equipment Condition: ☑ Good Operate ☐ Fair

Measurement Method UKAS Publication Ref :Lab 14

The measurement uncertainty stated is the expended uncertainty which is obtained from the standard uncertainty multiplied by the coverage factor (k=2) to provide a level of confidence of approximately 95%. It is determined in accordance with the Guide to Expression of Uncertainty in Measurement (GUM). The calibration certificate documents the traceability to National Standards, which realise the unit of measurement according to the International Standard System of Units (SI). Report of Tolerance came form list of Sartorius Metrological Specifications.

Traceability:

Model Number	Description	Traceability	Cetificate No.	Due Date
YCS011-522-00	Sartorius weight set 1mg - 5000g E2,YCS011-522-00	SPC-RT	C02212565	14-Sep-2023
MHB-382SD	Humidity/Barometer/Temp Lutron MHB-382SD	DKSH	C19220444	5-Sep-2023

This certificate relate and apply this equipment only.
This certificate may not be reproduced other than in full except with the prior written approval of the Verification Operation Division Sartorius (Thailand) Co., Ltd.

Mr.chonchai Intrhana(Technical Manager)

STAMP SARTORIUS ISO/IEC 17025 2017

SOP FM 33 03 February 2022

Sartorius (Thailand) Co., Ltd.
129 Rama 9 Road, Huaykwang, Huaykwang, Bangkok 10310
Tel: +66 2643 8361-6 Fax: +66 2643-8367, e-mail: service.thailand@sartorius.com

SARTORIUS

Certificate of Calibration

Model Number :	MSE224S-100-DU	Certificate No. :	23BCI0112
Description :	Analytical Balance	Issued Date :	Friday, March 03, 2023
Serial Number :	0026207038	Reference No. :	204833
ID No. :	RYG_EN0002		
Manufacturer :	Sartorius	Page No. :	2 of 2

Calibration Results : Without Adjustment

Repeatability

The reproducibility is the ability of a weighing instrument to display nearly identical readouts under constant test conditions when the same load within a measurement series is placed repeatedly on the weighing pan in the same manner. The standard deviation is used to express reproducibility quantitatively.

Nominal Value : (Low Load) 20 g	20.0000	199.9999
	20.0000	200.0000
Tolerance 0.0001 g	20.0000	199.9999
	20.0000	200.0000
	20.0000	199.9999
Nominal Value : (High Load) 200 g	20.0000	199.9999
	19.9999	200.0000
Tolerance 0.0001 g	20.0000	200.0000
	20.0000	199.9999
	20.0000	200.0000
Standard Deviation	0.00003	0.00005

Eccentricity (Off-center loading error)

The off-center loading error is yielded by the difference between the readout of the load, i.e. 1/3 or 1/4 of maximim capacity, placed in the middle of the weighing pan and between each of four additional measurement points (positions defined according to OIML R76).

Nominal value : 100 g
Tolerance 0.0004 g

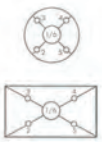

	Difference
1	–
2	-0.0001
3	-0.0001
4	0.0001
5	0.0002
6	-

Linearity

The linearity, also called linearity error: Describes the deviation of the characteristic curve of a weighing instrument from the linear slope.

Tolerance 0.0002 g

Nominal Value (g)	Conventional Mass Value (g)	Displayed Value (g)	Deviation (g)	Uncertainty (g)
0.01	0.0100	0.0100	0.0000	0.00014
0.05	0.0500	0.0500	0.0000	0.00014
0.1	0.1000	0.1000	0.0000	0.00014
0.5	0.5000	0.5000	0.0000	0.00014
1	1.0000	1.0000	0.0000	0.00014
5	5.0000	5.0000	0.0000	0.00014
10	10.0000	10.0001	0.0001	0.00014
20	20.0000	20.0000	0.0000	0.00024
50	50.0000	50.0000	0.0000	0.00015
100	100.0000	99.9999	-0.0001	0.00019
200	200.0000	200.0000	0.0000	0.00032

End of Report

SOP FM 33 03 February 2022

RYG_EN0006

TECHNOLOGY PROMOTION ASSOCIATION (THAILAND-JAPAN)
CORPORATE SERVICES 3: EQUIPMENT CALIBRATION AND TESTING SERVICES
534/4 PATTANAKARN ROAD SOI 18, SUANLUANG, SUANLUANG BANGKOK 10250
TEL. 0-2717-3000-27 FAX. 0-2719-9484

NSC-TISI-TIS17025 CALIBRATION 0008

Cert. No.: 22TM1492
Page : 1 of 3

Certificate of Calibration

REVIEW BY Thanitall.
APPROVED BY
NEXT CAL. DATE 20/04/24

Equipment :	Hot Air Oven
Manufacturer :	Memmert
Model :	UM 400
Serial No. :	b495.0899
ID No. :	RYG_EN0006
Submitted by :	ALS Laboratory Group (Thailand) Co.,Ltd. (Rayong Branch) 616/10 Moo 5, T. Maenam Khu, A. Pluakdaeng, Rayong 21140, Thailand
Location :	Oven Room
Received Order :	20 October 2022
Calibration Date :	20 October 2022
Ambient Temperature :	(26 ± 10) °C
Relative Humidity :	(50 ± 30) %
Calibrated by :	Preecha Hiahib
Approved by :	Approved Signatory

( ) Pornthippa Tameyakul
(✓) Malee Butkruea
( ) Suwit Imjai

Issue Date : 2 November 2022

The Uncertainties are for a confidence probability of approximately 95%

This certificate may not be reproduced other than in full, except with the prior written Approval of the head of Corporate Services 3 : Equipment Calibration and Testing Services.

A 0046905

Equipment : Hot Air Oven
Condition As-Received : Used Item
Reference : 2210-0376OC-1

Cert. No.: 22TM1492
Page : 2 of 3

Procedure Used :-

Calibration were conducted using calibration procedure CP-OT02 according to direct measurement method with Data Acquisition which connected with Resistance Temperature Detector (RTD).

The temperature scale used was based on ITS-90.

Condition of this result of calibration

1. Reference standard instrument:-

Instrument	Model	Serial No.	Cert. No.	Due Date
1) Data Acquisition	34970A	MY44035217	21LM30	23 Dec 2022

2. This certificate is valid only to the item calibrated on date and place of calibration.
3. This certification is traceable to the International System of Unit.

Result of Calibration :- (*) Without Adjustment
Function of UUC* : Temperature Source
Fresh air setting : Close

Environment during calibration		
	Beginning	Finished
Temp. (°C)	28	29
REL.Humid. (%)	43	47
AC Supply (Volt)	220	221

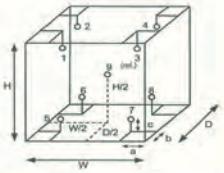

Position :	Ref. Std. ID No.:
1	18-10RTD-01
2	18-10RTD-02
3	18-10RTD-03
4	18-10RTD-04
5	18-10RTD-05
6	18-10RTD-06
7	18-10RTD-07
8	18-10RTD-08
9 (ref.)	18-10RTD-09

Probe Installation Details :

a = 5.0 cm
b = 5.0 cm
c = 5.0 cm

Dimension of Chamber :

D = 0.33 m
W = 0.40 m
H = 0.40 m
Capacity = 0.053 m³

a 1132473

Equipment : Hot Air Oven
Condition As-Received : Used Item
Reference : 2210-0376OC-1

Cert. No.: 22TM1492
Page : 3 of 3

Result of Calibration :- (*) Without Adjustment
Function of UUC* : Temperature Source
Fresh air setting : Close

Calibration Point (°C)	UUC* Setting (°C)	UUC* Reading (°C)	Temperature stability (± °C)	Temperature uniformity (°C)	Overall Variation (°C)	Uncertainty (±°C)	Coverage Factor *k*
70.0	70.0	70.0	0.079	0.47	0.77	0.42	2

Calibration Point (°C)	Measured Temperature (°C) Position								
	1	2	3	4	5	6	7	8	9 (ref.)
70.0	70.262	69.995	70.079	70.177	70.664	70.039	70.688	70.149	70.328

Average* : The average of 30 values in each position.
Temperature stability : One-half of the greatest maximum difference of measured temperature at any one senso
Temperature uniformity : The maximum difference of measured temperatures at any sensors and the measured temperature at the reference location which are observed at the same time or at as close an observation time as possible to determine the temperature pattern or homogeneity within the chamber under steady-state conditions.
Overall Variation : The Difference of the maximum and minimum measured temperatures throughout observatior
UUC* : Unit Under Calibration
Note : The reported uncertainty of measurement was included stability and excluded uniformity .

The reported uncertainty of measurement was based on a standard uncertainty multiplied by a coverage factor *k*, providing a level of confidence of approximately 95 %.

-o0o-

a 1132472

RYG_EN0061

TECHNOLOGY PROMOTION ASSOCIATION (THAILAND-JAPAN)
CORPORATE SERVICES 3: EQUIPMENT CALIBRATION AND TESTING SERVICES
534/4 PATTANAKARN ROAD SOI 18, SUANLUANG, SUANLUANG BANGKOK 10250
TEL. 0-2717-3000-27 FAX. 0-2719-9484

NSC-T101-TS017025 CALIBRATION 0005

Cert. No.: 22TM1491
Page : 1 of 3

Certificate of Calibration

Equipment : Water Bath
Manufacturer : Memmert
Model : WNB22
Serial No. : L513.0648
ID No. : RYG_EN0061

REVIEW BY Thanitall.
APPROVED BY
NEXT CAL. DATE 20/04/24

Submitted by : ALS Laboratory Group (Thailand) Co.,Ltd. (Rayong Branch)
616/10 Moo 5, T. Maenam Khu,
A. Pluakdaeng,
Rayong 21140, Thailand

Location : Wet Chemistry Lab

Received Order : 20 October 2022
Calibration Date : 20 October 2022
Ambient Temperature : (26 ± 10) °C
Relative Humidity : (50 ± 30) %

Calibrated by : Preecha Hlahib

Approved by :
Approved Signatory

( ) Pornthippa Tameyakul
(✓) Malee Butkruea
( ) Suwit Imjai

Issue Date : 2 November 2022

The Uncertainties are for a confidence probability of approximately 95%

This certificate may not be reproduced other than in full, except with the prior written Approval of the head of Corporate Services 3 : Equipment Calibration and Testing Services.

A 0046906

Equipment : Water Bath
Condition As-Received : Used Item
Reference : 2210-0376OC-4

Cert. No.: 22TM1491
Page : 2 of 3

Procedure Used :-

Calibration were conducted using in-house calibration procedure CP-OT04 according to direct measurement method with Data Acquisition which connected with Industrial Platinum Resistance Thermometer (IPRT).

The temperature scale used was based on ITS-90.

Condition of this result of calibration

1. Reference standard instrument:-

Instrument	Model	Serial No.	Cert. No.	Due Date
1) Data Acquisition	34970A	MY44035217	21LM30	23 Dec 2022

2. This certificate is valid only to the item calibrated on date and place of calibration.
3. This certification is traceable to the International System of Unit.

Result of Calibration :- (*) Without Adjustment
Function of UUC* : Temperature Source

	Environmental (°C)	Environmental (%R.H.)	AC Voltage Supply (Volt)
Beginning of Calibration	24	53	222
Finished of Calibration	24	50	221

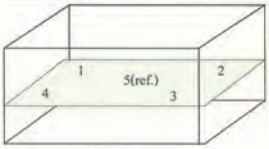

Front

Position :	Ref. Std. S/N.:
1	N37P300726
2	N37P300727
3	N37P300728
4	N37P300729
5(ref.)	N37P300730

a 1132471

TECHNOLOGY PROMOTION ASSOCIATION (THAILAND-JAPAN)
CORPORATE SERVICES 3: EQUIPMENT CALIBRATION AND TESTING SERVICES
534/4 PATTANAKARN ROAD SOI 18, SUANLUANG, SUANLUANG BANGKOK 10250
TEL. 0-2717-3000-27 FAX. 0-2719-9484

ilac-MRA
NSC-TISI-TIS17025 CALIBRATION 0008

Cert. No.: 22TM1517
Page : 1 of 3

Certificate of Calibration

Equipment : Hot Air Oven
Manufacturer : Memmert
Model : UFE 500
Serial No. : G511.1572
ID No. : RYG_EN0010

REVIEW BY Thanitall
APPROVED BY
NEXT CAL. DATE 30/04/24

Submitted by : ALS Laboratory Group (Thailand) Co.,Ltd. (Rayong Branch)
616/10 Moo 5 T. Maenam Khu,
A. Pluakdaeng,
Rayong 21140 Thailand
Location : Oven Room

Received Order : 20 October 2022
Calibration Date : 20 October 2022
Ambient Temperature : (26 ± 10) °C
Relative Humidity : (50 ± 30) %

Calibrated by : Man Pattanapongpaiboon

Approved by :
Approved Signatory
( ) Pornthippa Tameyakul
(✓) Malee Butkruea
( ) Suwit Imjai

Issue Date : 2 November 2022

The Uncertainties are for a confidence probability of approximately 95%

This certificate may not be reproduced other than in full, except with the prior written Approval of the head of Corporate Services 3 : Equipment Calibration and Testing Services.

A 0046908

Equipment : Water Bath
Condition As-Received : Used Item
Reference : 2210-0376OC-4
Result of Calibration :- (*) Without Adjustment
Function of UUC* : Temperature Source

Cert. No.: 22TM1491
Page : 3 of 3

Calibration point (°C)	UUC* Setting (°C)	UUC* Reading (°C)	Average* Standard Reading (°C) Position 1	2	3	4	5 (ref.)
85.0	85.0	85.0	84.527	84.563	84.628	84.516	84.580

Calibration point (°C)	Uniformity (°C)	Stability (± °C)	Uncertainty (± °C)	Coverage Factor *k*
85.0	0.12	0.081	0.18	2

Average* : The average of 30 values in each position.
Uniformity : The maximum difference of measured temperatures at any sensors and the measured temperature at the reference location which are observed at the same time or at as close an observation time as possible to determine the temperature pattern or homogeneity within the chamber under steady-state conditions.
Stability : One-half of the greatest maximum difference of measured temperature at any one probe.
UUC* : Unit Under Calibration
Note : The reported uncertainty of measurement was included stability and excluded uniformity.

The reported uncertainty of measurement was based on a standard uncertainty multiplied by a coverage factor *k*, providing a level of confidence of approximately 95 %.

-o0o-

a 1132470

Equipment : Hot Air Oven
Condition As-Received : Used Item
Reference : 2210-0376OC-2

Cert. No.: 22TM1517
Page : 2 of 3

Procedure Used :-
Calibration were conducted using calibration procedure CP-OT02 according to direct measurement method with Data Acquisition which connected with Resistance Temperature Detector (RTD) and Thermocouple Type T.
The temperature scale used was based on ITS-90.

Condition of this result of calibration
1. Reference standard instrument:-

Instrument	Model	Serial No.	Cert. No.	Due Date
1) Data Acquisition	34972A	MY49023932	22LM97	29 Jul 2023

2. This certificate is valid only to the item calibrated on date and place of calibration.
3. This certification is traceable to the International System of Unit.

Result of Calibration :- (*) Without Adjustment
Function of UUC* : Temperature Source
Fresh air setting : Close

Environment during calibration	Beginning	Finished
Temp. (°C)	25	25
REL.Humid. (%)	54	59
AC Supply (Volt)	223	225

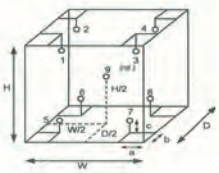

Probe Installation Details :
a = 5.0 cm
b = 5.0 cm
c = 5.0 cm

Dimension of Chamber :
D = 0.40 m
W = 0.56 m
H = 0.48 m
Capacity = 0.11 m³

Position :	Ref. Std. ID No.: @ Calibration Point (180) °C	(104) °C
1	21-16TC-01	20-16RTD-01
2	21-16TC-02	20-16RTD-02
3	21-16TC-03	20-16RTD-03
4	21-16TC-04	20-16RTD-04
5	21-16TC-05	22-16RTD-05
6	21-16TC-06	20-16RTD-06
7	21-16TC-07	20-16RTD-07
8	21-16TC-08	22-16RTD-08
9 (ref.)	21-16TC-09	22-16RTD-09

a 1132466

Equipment : Hot Air Oven
Condition As-Received : Used Item
Reference : 2210-0376OC-2
Result of Calibration :- (*) Without Adjustment
Function of UUC* : Temperature Source
Fresh air setting : Close

Cert. No.: 22TM1517
Page : 3 of 3

Calibration Point (°C)	UUC* Setting (°C)	UUC* Reading (°C)	Temperature stability (± °C)	Temperature uniformity (°C)	Overall Variation (°C)	Uncertainty (±°C)	Coverage Factor *k*
104.0	104.0	104.0	0.076	0.52	0.60	0.42	2
180.0	180.0	180.0	0.13	0.88	1.2	1.1	2

Calibration Point (°C)	Measured Temperature (°C) Position 1	2	3	4	5	6	7	8	9 (ref.)
104.0	103.768	103.734	103.723	103.800	104.215	104.131	104.132	103.740	103.747
180.0	179.723	179.359	179.439	179.489	180.361	180.114	180.131	180.243	179.605

Average* : The average of 30 values in each position.
Temperature stability : One-half of the greatest maximum difference of measured temperature at any one sensor
Temperature uniformity : The maximum difference of measured temperatures at any sensors and the measured temperature at the reference location which are observed at the same time or at as close an observation time as possible to determine the temperature pattern or homogeneity within the chamber under steady-state conditions.
Overall Variation : The Difference of the maximum and minimum measured temperatures throughout observation
UUC* : Unit Under Calibration
Note : The reported uncertainty of measurement was included stability and excluded uniformity .

The reported uncertainty of measurement was based on a standard uncertainty multiplied by a coverage factor *k*, providing a level of confidence of approximately 95 %.

-o0o-

a 1132465

TECHNOLOGY PROMOTION ASSOCIATION (THAILAND-JAPAN)
CORPORATE SERVICES 3: EQUIPMENT CALIBRATION AND TESTING SERVICES
534/4 PATTANAKARN ROAD SOI 18, SUANLUANG, SUANLUANG BANGKOK 10250
TEL. 0-2717-3000-27 FAX. 0-2719-9484

NSC-TISI-TIS17025 CALIBRATION 0086

Cert. No.: 22TM676
Page.: 1 of 3

Certificate of Calibration

Equipment :	Autoclave
Manufacturer :	TOMY
Model :	SX-700
Serial No. :	48134190
ID No. :	BKK_ML0041
Submitted by :	ALS Laboratory Group (Thailand) Co.,Ltd. 104 Phatthanakan 40, Phatthanakan Rd., Khwaeng Phatthanakan, Khet Suan Luang, Bangkok 10250 Thailand
Location :	Media Preparation Room
Received Order :	20 May 2022
Calibration Date :	20 May 2022
Ambient Temperature :	(26 ± 10) °C
Relative Humidity :	(50 ± 30) %
Calibrated by :	Preecha Hlahib
Approved by :	Approved Signatory

REVIEW BY Sittichok
APPROVED BY
NEXT CAL. DATE 20/11/23

( ) Pornthippa Tameyakul
( ) Malee Butkruea
(✓) Suwit Imjai

Issue Date : 24 May 2022

The Uncertainties are for a confidence probability of approximately 95%

This certificate may not be reproduced other than in full, except with the prior written Approval of the head of Corporate Services 3 : Equipment Calibration and Testing Services.

A 0041435

Cert. No.: 22TM676
Page.: 2 of 3

Equipment : Autoclave
Condition As-Received : Used Item
Reference : 2205-0404OC-2

Procedure Used :-

Calibration were conducted using in-house calibration procedure CP-OT03 according to direct measurement method with Data Acquisition which connected with Thermocouple Type T

The temperature scale used was based on ITS-90.

Condition of this result of calibration

1. Reference standard instrument:-

Instrument	Model	Serial No.	Cert. No.	Due Date
1) Data Acquisition	34972A	MY57013823	22LM24	26 Feb 2023

2. This certificate is valid only to the item calibrated on date and place of calibration.
3. This certification is traceable to the International System of Unit.
4. This result of calibration covers laboratory autoclaves for the sterilization of goods and material which could be infected with organisms categorized as Hazard Group 1, 2 and 3**

(** = Categorization of pathogens according to hazard and categories of containment, second edition, 1990)
It does not cover autoclaves for use with material infect with organisms in Hazard Group 4, for which complete containment and sterilization of infected condensate is considered to be essential.
This result of calibration does not apply to sterilizers or disinfectors used for medical, dental, pharmaceutical or veterinary purposes which are directry concerned with patient care, or those used for fabrics subjected to sterilization which are required to be dry at the end of cycle.

Result of Calibration :- (*) Without Adjustment
Function of UUC* : Temperature Source

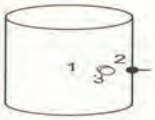

	Environmental		
	(°C)	(%R.H.)	(Volt)
Beginning of Calibration	24	55	220
Finished of Calibration	26	57	221

Position	Description	Ref. Std. ID No.:
1 =	Center of chamber	19-17TC-11
2 =	Temperature sensor	19-17TC-12
3 =	Exhaust port	19-17TC-13

a 1109670

Cert. No.: 22TM676
Page.: 3 of 3

Equipment : Autoclave
Condition As-Received : Used Item
Reference : 2205-0404OC-2

Result of Calibration :- (*) Without Adjustment

Operating parameter Set : Temperature = 108 °C
Sterilization period = 10 minute

UUC* Setting (°C)	UUC* Reading (°C)	Position	Average* Standard Reading (°C)	Stability (± °C)	Pressure Reading (MPa)	Uncertainty (± °C)	Coverage Factor k
108	108	1	107.536	0.19	0.04	0.91	2
		2	107.542				
		3	107.471				

Operating parameter Set : Temperature = 115 °C
Sterilization period = 20 minute

UUC* Setting (°C)	UUC* Reading (°C)	Position	Average* Standard Reading (°C)	Stability (± °C)	Pressure Reading (MPa)	Uncertainty (± °C)	Coverage Factor k
115	115	1	114.502	0.15	0.08	0.89	2
		2	114.582				
		3	114.539				

Operating parameter Set : Temperature = 118 °C
Sterilization period = 10 minute

UUC* Setting (°C)	UUC* Reading (°C)	Position	Average* Standard Reading (°C)	Stability (± °C)	Pressure Reading (MPa)	Uncertainty (± °C)	Coverage Factor k
118	118	1	117.517	0.094	0.09	0.88	2
		2	117.616				
		3	117.530				

Result of Calibration :- (*) Without Adjustment

Operating parameter Set : Temperature = 121 °C
Sterilization period = 30 minute

UUC* Setting (°C)	UUC* Reading (°C)	Position	Average* Standard Reading (°C)	Stability (± °C)	Pressure Reading (MPa)	Uncertainty (± °C)	Coverage Factor k
121	121	1	120.400	0.18	1.1	0.90	2
		2	120.511				
		3	120.465				

Average* : The average of 30 values in each position.
Stability : One-half of the greatest maximum difference of measured temperature at any one probe.
UUC* : Unit Under Calibration
Note : The reported uncertainty of measurement was included stability and excluded uniformity .

The reported uncertainty of measurement was based on a standard uncertainty multiplied by a coverage factor *k*, providing a level of confidence of approximately 95 %.

-oOo-

a 1109669

TECHNOLOGY PROMOTION ASSOCIATION (THAILAND-JAPAN)
CORPORATE SERVICES 3: EQUIPMENT CALIBRATION AND TESTING SERVICES
534/4 PATTANAKARN ROAD SOI 18, SUANLUANG, SUANLUANG BANGKOK 10250
TEL. 0-2717-3000-29 FAX. 0-2719-9484

NSC-TISI-TIS17025 CALIBRATION 0086

Cert. No.: 23TM1408
Page : 1 of 4

Certificate of Calibration

Equipment :	Autoclave
Manufacturer :	TOMY
Model :	SX-700
Serial No. :	48134190
ID No. :	BKK_ML0041
Submitted by :	ALS Laboratory Group (Thailand) Co.,Ltd. 104 Phatthanakan 40, Phatthanakan Rd., Khwaeng Phatthanakan, Khet Suan Luang, Bangkok 10250 Thailand
Location :	Media Preparation Room
Received Order :	03 October 2023
Calibration Date :	04 October 2023
Ambient Temperature :	(26 ± 10) °C
Relative Humidity :	(50 ± 30) %
Calibrated by :	Khit Ruttanaprapachai
Approved by :	Approved Signatory

REVIEW BY Sittichok
APPROVED BY
NEXT CAL. DATE 04/04/25

( ) Pornthippa Tameyakul
(✓) Ponpan Paipim
( ) Suwit Imjai

Issue Date : 11 October 2023

The Uncertainties are for a confidence probability of approximately 95%

This certificate may not be reproduced other than in full, except with the prior written Approval of the head of Corporate Services 3 : Equipment Calibration and Testing Services.

A 0059272

Equipment : Autoclave
Condition As-Received : Used Item
Reference : 2310-0006OC-6

Cert. No.: 23TM1408
Page : 2 of 4

Procedure Used :-

Calibration were conducted using in-house calibration procedure CP-OT03 according to direct measurement method with Data Acquisition which connected with Thermocouple Type T.

The temperature scale used was based on ITS-90.

Condition of this result of calibration

1. Reference standard instrument:-

Instrument	Serial No.	Cert. No.	Traceable	Due Date
1) Data Acquisition	MY57013823	23LM66	TPA	25 Mar 2024

2. This certificate is valid only to the item calibrated on date and place of calibration.
3. This certification is traceable to the International System of Unit.
4. This result of calibration covers laboratory autoclaves for the sterilization of goods and material which could be infected with organisms categorized as Hazard Group 1, 2 and 3**
(** = Categorization of pathogens according to hazard and categories of containment, second edition, 1990)
It does not cover autoclaves for use with material infect with organisms in Hazard Group 4, for which complete containment and sterilization of infected condensate is considered to be essential.
This result of calibration does not apply to sterilizers or disinfectors used for medical, dental, pharmaceutical or veterinary purposes which are directry concerned with patient care, or those used for fabrics subjected to sterilization which are required to be dry at the end of cycle.

Remark : TPA : Technology Promotion Association (Thailand - Japan)

Result of Calibration :- (*) Without Adjustment
Function of UUC* : Temperature Source

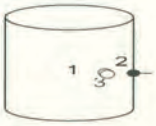

	Environmental		
	(°C)	(%R.H.)	(Volt)
Beginning of Calibration	26	64	221
Finished of Calibration	27	67	222

Position	Description	Ref. Std. ID No.:
1 =	Center of chamber	19-17TC-08
2 =	Temperature sensor	19-17TC-09
3 =	Exhaust port	19-17TC-10

a 1184533

Equipment : Autoclave
Condition As-Received : Used Item
Reference : 2310-0006OC-6

Cert. No.: 23TM1408
Page : 3 of 4

Result of Calibration :- (*) Without Adjustment
Function of UUC* : Temperature Source

Operating parameter Set : Temperature = 108 °C
Sterilization period = 10 minute

UUC* Setting (°C)	UUC* Reading (°C)	Position	Average* Standard Reading (°C)	Stability (± °C)	Pressure Reading (MPa)	Uncertainty (± °C)	Coverage Factor *k*
108	108	1	108.352	0.12	0.04	0.90	2
		2	108.263				
		3	108.140				

Operating parameter Set : Temperature = 115 °C
Sterilization period = 20 minute

UUC* Setting (°C)	UUC* Reading (°C)	Position	Average* Standard Reading (°C)	Stability (± °C)	Pressure Reading (MPa)	Uncertainty (± °C)	Coverage Factor *k*
115	115	1	115.376	0.13	0.08	0.90	2
		2	115.297				
		3	115.157				

Operating parameter Set : Temperature = 118 °C
Sterilization period = 10 minute

UUC* Setting (°C)	UUC* Reading (°C)	Position	Average* Standard Reading (°C)	Stability (± °C)	Pressure Reading (MPa)	Uncertainty (± °C)	Coverage Factor *k*
118	118	1	118.083	0.11	0.09	0.90	2
		2	118.037				
		3	117.954				

Average* : The average of 30 values in each position.
Stability : One-half of the greatest maximum difference of measured temperature at any one probe.
UUC* : Unit Under Calibration
Note : The reported uncertainty of measurement was included stability and excluded uniformity .

a 1184532

Equipment : Autoclave
Condition As-Received : Used Item
Reference : 2310-0006OC-6

Cert. No.: 23TM1408
Page : 4 of 4

Result of Calibration :- (*) Without Adjustment
Function of UUC* : Temperature Source

Operating parameter Set : Temperature = 121 °C
Sterilization period = 30 minute

UUC* Setting (°C)	UUC* Reading (°C)	Position	Average* Standard Reading (°C)	Stability (± °C)	Pressure Reading (MPa)	Uncertainty (± °C)	Coverage Factor *k*
121	121	1	121.186	0.17	0.11	0.91	2
		2	121.082				
		3	120.980				

Average* : The average of 30 values in each position.
Stability : One-half of the greatest maximum difference of measured temperature at any one probe.
UUC* : Unit Under Calibration
Note : The reported uncertainty of measurement was excluded stability.

The reported uncertainty of measurement was based on a standard uncertainty multiplied by a coverage factor ***k***, providing a level of confidence of approximately 95 %.

-o0o-

a 1184531

TECHNOLOGY PROMOTION ASSOCIATION (THAILAND-JAPAN)
CORPORATE SERVICES & EQUIPMENT CALIBRATION AND TESTING SERVICES
534/4 PATTANAKARN ROAD SOI 18, SUANLUANG, SUANLUANG BANGKOK 10250
TEL. 0-2717-3000-29 FAX. 0-2719-9484

NSC-TISI-TIS17025 CALIBRATION 0008

Cert. No.: 23TM1146
Page : 1 of 3

Certificate of Calibration

Equipment : Incubator
Manufacturer : SHEL-LAB
Model : 1915A
Serial No. : 0200599
ID No. : BKK_ML0010

REVIEW BY Sitthichok
APPROVED BY
NEXT CAL. DATE 17/01/25

Submitted by : ALS Laboratory Group (Thailand) Co.,Ltd.
104 Phatthanakan 40, Phatthakan Rd.,
Khwawng Phatthanakan, Khet Suan Luang,
Bangkok 10250 Thailand

Location : Incubation & Micrological Reading

Received Order : 17 July 2023
Calibration Date : 17 July 2023
Ambient Temperature : (26 ± 10) °C
Relative Humidity : (50 ± 30) %

Calibrated by : Man Pattanapongpaiboon

Approved by :
Approved Signatory

( ) Pornthippa Tameyakul
(✓) Malee Butkruea
( ) Suwit Imjai

Issue Date : 24 July 2023

The Uncertainties are for a confidence probability of approximately 95%

This certificate may not be reproduced other than in full, except with the prior written
Approval of the head of Corporate Services 3 : Equipment Calibration and Testing Services.

A 0056489

Equipment : Incubator
Condition As-Received : Used Item
Reference : 2307-0285OC-1

Cert. No.: 23TM1146
Page : 2 of 3

Procedure Used :-

Calibration were conducted using calibration procedure CP-OT02 according to direct measurement method with Data Acquisition which connected with Resistance Temperature Detector (RTD).

The temperature scale used was based on ITS-90.

Condition of this result of calibration

1. Reference standard instrument:-

Instrument	Serial No.	Cert. No.	Traceable	Due Date
1) Data Acquisition	MY49001451	23LM27	TPA	25 Feb 2024

2. This certificate is valid only to the item calibrated on date and place of calibration.
3. This certification is traceable to the International System of Unit.

Remark : TPA : Technology Promotion Association (Thailand - Japan)

Result of Calibration :- (*) Without Adjustment
Function of UUC* : Temperature Source
Fresh air setting : Close

Environment during calibration		
	Beginning	Finished
Temp. (°C)	24	24
REL.Humid. (%)	54	56
AC Supply (Volt)	221	223

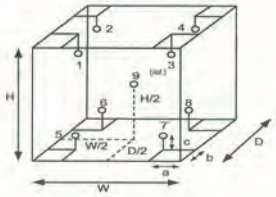

Position :	Ref. Std. ID No.:
1	19RTD-2/1
2	19RTD-2/2
3	19RTD-2/3
4	19RTD-2/4
5	19RTD-2/5
6	19RTD-2/6
7	19RTD-2/7
8	19RTD-2/8
9 (ref.)	19RTD-2/9

Probe Installation Details :

a = 10 cm
b = 10 cm
c = 10 cm

Dimension of Chamber :

D = 0.50 m
W = 0.75 m
H = 1.2 m
Capacity = 0.45 m³

Malu.

a 1172189

Equipment : Incubator
Condition As-Received : Used Item
Reference : 2307-0285OC-1

Cert. No.: 23TM1146
Page : 3 of 3

Result of Calibration :- (*) Without Adjustment
Function of UUC* : Temperature Source
Fresh air setting : Close

Calibration Point (°C)	UUC* Setting (°C)	UUC* Reading (°C)	Temperature stability (± °C)	Temperature uniformity (°C)	Overall Variation (°C)	Coverage Factor *k*
35.0	35.0	35.0	0.055	0.30	0.44	2

Calibration Point (°C)	Measured Temperature (°C) Position									Uncertainty (±°C)
	1	2	3	4	5	6	7	8	9 (ref.)	
35.0	34.888	34.933	34.815	34.813	35.064	35.019	35.156	35.141	35.087	0.30

Average* : The average of 30 values in each position.
Temperature stability : One-half of the greatest maximum difference of measured temperature at any one sensor.
Temperature uniformity : The maximum difference of measured temperatures at any sensors and the measured temperature at the reference location which are observed at the same time or at as close an observation time as possible to determine the temperature pattern or homogeneity within the chamber under steady-state conditions.
Overall Variation : The Difference of the maximum and minimum measured temperatures throughout observation.
UUC* : Unit Under Calibration
Note : The reported uncertainty of measurement was included stability and excluded uniformity .

The reported uncertainty of measurement was based on a standard uncertainty multiplied by a coverage factor *k*, providing a level of confidence of approximately 95 %.

-oOo-

Malu.

a 1172188

TECHNOLOGY PROMOTION ASSOCIATION (THAILAND-JAPAN)
CORPORATE SERVICES 3: EQUIPMENT CALIBRATION AND TESTING SERVICES
534/4 PATTANAKARN ROAD SOI 18, SUANLUANG, SUANLUANG BANGKOK 10250
TEL. 0-2717-3000-27 FAX. 0-2719-9484

NSC-TISI-TIS17025 CALIBRATION 0008

Cert. No.: 22TM1571
Page : 1 of 3

Certificate of Calibration

Equipment : Hot Air Oven
Manufacturer : Binder
Model : ED 240/E2
Serial No. : 00-15533
ID No. : BKK_ML0013
Submitted by : ALS Laboratory Group (Thailand) Co.,Ltd.
104 Phatthanakan 40, Phatthanakan Rd.,
Khwaeng Phatthanakan, Khet Suan Luang,
Bangkok 10250 Thailand
Location : Media Preparatiom Room

REVIEW BY Sthichk
APPROVED BY
NEXT CAL. DATE 21/05/24

Received Order : 21 November 2022
Calibration Date : 21 November 2022
Ambient Temperature : (26 ± 10) °C
Relative Humidity : (50 ± 30) %

Calibrated by : Krisda Malee

Approved by : Malu.
Approved Signatory

( ) Pornthippa Tameyakul
(✓) Malee Butkruea
( ) Suwit Imjai

Issue Date : 29 November 2022

The Uncertainties are for a confidence probability of approximately 95%

This certificate may not be reproduced either than in full, except with the prior written Approval of the head of Corporate Services 3 : Equipment Calibration and Testing Services.

A 0048150

Equipment : Hot Air Oven
Condition As-Received : Used Item
Reference : 2211-0623OC-1

Cert. No.: 22TM1571
Page : 2 of 3

Procedure Used :-

Calibration were conducted using calibration procedure CP-OT02 according to direct measurement method with Data Acquisition which connected with Thermocouple Type T.

The temperature scale used was based on ITS-90.

Condition of this result of calibration

1. Reference standard instrument:-

Instrument	Model	Serial No.	Cert. No.	Due Date
1) Data Acquisition	34970A	MY44067817	22LM121	22 Aug 2023

2. This certificate is valid only to the item calibrated on date and place of calibration.
3. This certification is traceable to the International System of Unit.

Result of Calibration :- (*) After Adjustment
Function of UUC* : Temperature Source
Fresh air setting : Not Available

Environment during calibration		
	Beginning	Finished
Temp. (°C)	26	26
REL.Humid. (%)	53	55
AC Supply (Volt)	219	220

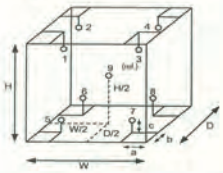

Position :	Ref. Std. ID No.:
1	21-15TC-01
2	21-15TC-02
3	21-15TC-03
4	21-15TC-04
5	21-15TC-05
6	21-15TC-06
7	21-15TC-07
8	21-15TC-08
9 (ref.)	21-15TC-09

Probe Installation Details :

a = 5.0 cm
b = 5.0 cm
c = 5.0 cm

Dimension of Chamber :

D = 0.50 m
W = 0.80 m
H = 0.80 m
Capacity = 0.24 m³

Malu.

a 1138049

Equipment : Hot Air Oven
Condition As-Received : Used Item
Reference : 2211-0623OC-1
Result of Calibration :- (*) After Adjustment
Function of UUC* : Temperature Source
Fresh air setting : Not Available

Cert. No.: 22TM1571
Page : 3 of 3

Calibration Point (°C)	UUC* Setting (°C)	UUC* Reading (°C)	Temperature stability (± °C)	Temperature uniformity (°C)	Overall Variation (°C)	Uncertainty (±°C)	Coverage Factor *k*
180	180	180	0.70	1.5	2.9	1.4	2

Calibration Point (°C)	Measured Temperature (°C) Position								
	1	2	3	4	5	6	7	8	9 (ref.)
180	179.520	180.585	178.855	179.482	178.827	179.938	179.074	180.199	180.068

Average* : The average of 30 values in each position.
Temperature stability : One-half of the greatest maximum difference of measured temperature at any one sensor.
Temperature uniformity : The maximum difference of measured temperatures at any sensors and the measured temperature at the reference location which are observed at the same time or at as close an observation time as possible to determine the temperature pattern or homogeneity within the chamber under steady-state conditions.
Overall Variation : The Difference of the maximum and minimum measured temperatures throughout observation.
UUC* : Unit Under Calibration
Note : The reported uncertainty of measurement was included stability and excluded uniformity .

The reported uncertainty of measurement was based on a standard uncertainty multiplied by a coverage factor *k*, providing a level of confidence of approximately 95 %.

-o0o-

a 1138053

REVIEW BY
APPROVED BY
NEXT CAL. DATE 21/12/23

© 2022 by Agilent Technologies Agilent CrossLab Compliance Services

Certificate of System Qualification

GC-OQ + GCMS-OQ

System ID: GM-7
Organization Name: ALS Laboratory Group (Thailand) Co., Ltd.
Organization Location: 104 Patthanakarn 40, Patthanakarn rd., Khwang Suan Luang, Khet Suan Luang, Bangkok 10250

Date: June 21, 2022 2:04:12 PM
EQP Name: AgilentRecommended ; AgilentRecommended
EQP Revision: GC.02.50, GCMS.02.50
Overall Qualification Status: Pass

System Inspection and Basic Safety and Operation

Name: 7890
Setpoint Status: Pass

Overall System Inspection and Basic Safety and Operation Test Status
Pass

Inlet Pressure Accuracy

Name: 7890
Front SSL
Setpoint Status: Pass

	Setpoint		Actual	
Inlet Pressure:	25.0	psi	25.0	psi
Accuracy:			0.0	psi
Agilent Recommended:			<= 1.2	

Overall Inlet Pressure Accuracy Test Status
Pass

GC Oven Temperature Accuracy

Name: 7890

© 2022 by Agilent Technologies Agilent CrossLab Compliance Services

Setpoint Status: Pass
Zone: Oven

	Setpoint/Actual					
Temperature:	230.0	230.0	°C			
Accuracy:		0.0	°C			
Agilent Recommended:	>=	-1.0	% setpoint in K	(	-5.0	°C)
	<=	1.0	% setpoint in K	(	5.0	°C)

Setpoint Status: Pass
Zone: Oven

	Setpoint/Actual					
Temperature:	100.0	100.4	°C			
Accuracy:		0.4	°C			
Agilent Recommended:	>=	-1.0	% setpoint in K	(	-3.7	°C)
	<=	1.0	% setpoint in K	(	3.7	°C)

Overall GC Oven Temperature Accuracy Test Status
Pass

GC Oven Temperature Stability

Name: 7890
Setpoint Status: Pass

	Setpoint/Average		
Temperature:	100.0	100.0333	°C
Stability:		0.1	°C
Agilent Recommended:	<=	0.5	

Overall GC Oven Temperature Stability Test Status
Pass

Log Amp

Tested Combination1 Front SSL / External SQ
Name: 5977A
Setpoint Status: Pass

© 2022 by Agilent Technologies Agilent CrossLab Compliance Services

Overall Log Amp Test Status
Pass

RFPA

Tested Combination1 Front SSL / External SQ
Name: 5977A
Setpoint Status: Pass

Amu: 1050 m/z

	Drift After Five Minutes:					RFPA Voltage:	
	22	mV				568	mV
Agilent Recommended:	>=	-100	and	<=	100	<= 1100	

Overall RFPA Test Status
Pass

Tune EI

Tested Combination1 Front SSL / External SQ
Name: 5977A
Setpoint Status: Pass
Filament: 1
Setpoint Status: Pass
Filament: 2

Overall Tune EI Test Status
Pass

Signal to Noise EI

Tested Combination1 Front SSL / External SQ
Name: 5977A

Source:	EI - Extractor	Filament:	1
Setpoint Status:	**Pass**		
Signal to Noise:	51283		
Agilent Recommended:	>= 1200		

Source:	EI - Extractor	Filament:	2
Setpoint Status:	**Pass**		
Signal to Noise:	7068		
Agilent Recommended:	>= 1200		

This test's 0 comment(s) and 1 deviation(s) are available in the Attachments section.

Overall Signal to Noise EI Test Status

Pass

Instrument Details

Purpose

This section describes the as found system configuration

Details

System	
System ID	GM-7
Manufacturer	Agilent Technologies
Name	7890
Tested Combination1	
Injection Technique	Manual Injection
Inlet	Front
Detector	External
LTM Included?	No
Sampler 1	
Manufacturer	Agilent Technologies
Type	Manual Injection
Usage	Sample Injection
Syringe Volume (µL)	10
Mainframe 1	
Manufacturer	Agilent Technologies
Name	7890
Model Number	G3442B
Serial Number	CN14133181
Firmware Revision	B.02.03
Oven Type	Standard

Inlet 1	
Manufacturer	Agilent Technologies
Name	7890
Type	SSL
Location	Front
Carrier Gas	Helium
Control Type	Electronic Pressure Control (EPC)
Purged Inlet	Yes
Detector 1	
Manufacturer	Agilent Technologies
Name	Mass Spectrometer
Type	Mass Spectrometer
Location	External
Mass Spectrometer 1	
Manufacturer	Agilent Technologies
Type	SQ
Name	5977A
Serial Number	US1415M299
Firmware Revision	5977 6.09.21
High Vacuum System	Turbo Pump
Scouting Run Standard	OFN Std
MS EI Source 1	
Manufacturer	Agilent Technologies
Source Type	EI - Extractor
Number of filaments	2

Electronic Signature

Purpose

This signature page was created and published because the ACE sign-off action was executed, which is valid for the entire document, including attachments. The ACE sign-off is an electronic signature that requires two distinct identification components: unique username and personal password. The Agilent representative who has delivered this service understands the meaning and legal status of an electronic signature. As a trained official operator, the Agilent representative has a unique password and logon to access ACE and electronically sign this document. (Other e-signatures can be applied to this document using a Document Content Management or other suitable method defined in your data access and control procedures.)

Details

Full Name of Signer:	Supalak Nimsongtham
Logged On User Name:	supasek_nimsongtham@agilent.com
Signature Creation Date:	June 21, 2022
Reason for Signature:	Executed protocol and published this original version of document

Regulatory Disclaimer

This document provides a protocol to verify and record instrument configuration and evidence of proper operation. It has been prepared from our interpretation of applicable regulations as well as industry best practices. The document is designed to provide an important component of a complete compliance package. Validation depends upon many factors and use of this protocol alone does not assure compliance. Agilent Technologies makes no promises or representations as to its sufficiency for any specific regulatory program.

Warranty

Agilent Technologies makes no warranty of any kind to this material, including but not limited to, the implied warranties of merchantability and fitness for a particular purpose. Agilent Technologies shall not be liable for errors contained herein or for incidental or consequential damages in connection with the furnishing, performance, or use of this material.

User Name: supasak.nimsongthom
Hostname: SCG1115HKC

System Id: GM-7
Print Date: June 21, 2022 2:04:17 PM

ALS-GM7-2022 Transaction log :

Time	Transaction State	Activity Performed	Type of Transaction	Optional Information
June 21, 2022 10:25:05 AM	Audit	SessionCreated	Session	None
June 21, 2022 10:25:05 AM	Start	Configuration	Session	None
June 21, 2022 10:25:05 AM	Audit	Entitlement	Licensing	User is FieldEngineer and does not require an unlock code
June 21, 2022 10:25:26 AM	Audit	EqpLoaded	Session	EQP details for primary technique(GC) - File path: [ProgramFiles(x86)\Agilent Technologies\OpenLAB CDS\Configurations\02.50\Gc\02.50.eqp], EQP File Name: [Gc\02.50.eqp], EQP Name: [AgilentRecommended] EQP details for hyphenated technique [GcMs] - File path: [ProgramFiles(x86)\Agilent Technologies\OpenLAB CDS\Configurations\02.50\GcMs\02.50.eqp], EQP File Name: [GcMs\02.50.eqp], EQP Name: [AgilentRecommended]
June 21, 2022 10:25:38 AM	End	Configuration	Session	None
June 21, 2022 10:25:43 AM	Start	Qualification	Session	OQ
June 21, 2022 10:25:43 AM	Start	Execution	System Inspection and Basic Safety and Operation - 7890; - Qualitative Test - No setpoints associated	None
June 21, 2022 10:25:54 AM	End	Execution	System Inspection and Basic Safety and Operation - 7890; - Qualitative Test - No setpoints associated	Run Count : 1

Page 1 / 6

User Name: supasak.nimsongthom
Hostname: SCG1115HKC

System Id: GM-7
Print Date: June 21, 2022 2:04:17 PM

ALS-GM7-2022 Transaction log :

Time	Transaction State	Activity Performed	Type of Transaction	Optional Information
June 21, 2022 10:26:00 AM	Start	Execution	Inlet Pressure Accuracy - Front SSL - Pressure Controlled Inlet - S: 25.0 psi - L: <= 1.2 psi	None
June 21, 2022 10:26:10 AM	End	Execution	Inlet Pressure Accuracy - Front SSL - Pressure Controlled Inlet - S: 25.0 psi - L: <= 1.2 psi	Run Count : 1
June 21, 2022 10:26:13 AM	Start	Execution	GC Oven Temperature Accuracy - 7890; - Temperature : Oven - S: 250.0°C - L: >=-1.0 AND <= 1.0 % setpoint in K	None
June 21, 2022 10:34:09 AM	Audit	Data	GC Oven Temperature Accuracy - 7890; - Temperature : Oven - S: 250.0°C - L: >= -1.0 AND <= 1.0 % setpoint in K	Manual Data Entry
June 21, 2022 10:34:10 AM	End	Execution	GC Oven Temperature Accuracy - 7890; - Temperature : Oven - S: 250.0°C - L: >= -1.0 AND <= 1.0 % setpoint in K	Run Count : 1
June 21, 2022 10:34:11 AM	Start	Execution	GC Oven Temperature Accuracy - 7890; - Temperature : Oven - S: 100.0°C - L: >= -1.0 AND <= 1.0 % setpoint in K	None
June 21, 2022 10:38:42 AM	Audit	Data	GC Oven Temperature Accuracy - 7890; - Temperature : Oven - S: 100.0°C - L: >= -1.0 AND <= 1.0 % setpoint in K	Manual Data Entry
June 21, 2022 10:38:44 AM	End	Execution	GC Oven Temperature Accuracy - 7890; - Temperature : Oven - S: 100.0°C - L: >= -1.0 AND <= 1.0 % setpoint in K	Run Count : 1
June 21, 2022 10:38:46 AM	Start	Execution	GC Oven Temperature Stability - 7890; - Temperature : Oven - S: 100.0°C - L: <= 0.5°C	None

Page 2 / 6

User Name: supasak.nimsongthom
Hostname: SCG1115HKC

System Id: GM-7
Print Date: June 21, 2022 2:04:17 PM

ALS-GM7-2022 Transaction log :

Time	Transaction State	Activity Performed	Type of Transaction	Optional Information
June 21, 2022 11:00:00 AM	Audit	AceClosed	Session	None
June 21, 2022 11:01:47 AM	Audit	AceRestarted	Session	None
June 21, 2022 11:01:48 AM	Audit	SessionReleaded	Session	None
June 21, 2022 11:01:51 AM	Start	Qualification	Session	OQ
June 21, 2022 11:01:51 AM	Start	Execution	GC Oven Temperature Stability - 7890; - Temperature : Oven - S: 100.0°C - L: <= 0.5°C	None
June 21, 2022 11:03:14 AM	Audit	Data	DataManager	DataManager was in a data verification state but the user chose to start over
June 21, 2022 11:04:19 AM	Audit	Data	GC Oven Temperature Stability - 7890; - Temperature : Oven - S: 100.0°C - L: <= 0.5°C	Manual Data Entry
June 21, 2022 11:04:22 AM	End	Execution	GC Oven Temperature Stability - 7890; - Temperature : Oven - S: 100.0°C - L: <= 0.5°C	Run Count : 1
June 21, 2022 11:04:24 AM	Start	Execution	Log Amp - 5977A SQ; - Source: EI - Extractor	None
June 21, 2022 11:04:34 AM	End	Execution	Log Amp - 5977A SQ; - Source: EI - Extractor	Run Count : 1
June 21, 2022 11:04:37 AM	Start	Execution	RFPA - 5977A SQ; - Source: EI - Extractor	None
June 21, 2022 11:07:49 AM	End	Execution	RFPA - 5977A SQ; - Source: EI - Extractor	Run Count : 1
June 21, 2022 11:07:52 AM	Start	Execution	Tune EI - 5977A SQ; - Source: EI - Extractor Filament 1 (Qualitative - No setpoints associated)	None

Page 3 / 6

User Name: supasak.nimsongthom
Hostname: SCG1115HKC

System Id: GM-7
Print Date: June 21, 2022 2:04:17 PM

ALS-GM7-2022 Transaction log :

Time	Transaction State	Activity Performed	Type of Transaction	Optional Information
June 21, 2022 11:08:35 AM	End	Execution	Tune EI - 5977A SQ; - Source: EI - Extractor Filament 1 (Qualitative - No setpoints associated)	Run Count : 1
June 21, 2022 11:14:59 AM	Start	Execution	Tune EI - 5977A SQ; - Source: EI - Extractor Filament 2 (Qualitative - No setpoints associated)	None
June 21, 2022 11:18:46 AM	End	Execution	Tune EI - 5977A SQ; - Source: EI - Extractor Filament 2 (Qualitative - No setpoints associated)	Run Count : 1
June 21, 2022 11:16:49 AM	Start	Execution	Signal to Noise EI - Liquid Injection, Front SSL, SQ; - Source: EI - Extractor using Filament 1 - L: >= 1200	None
June 21, 2022 11:17:05 AM	End	Execution	Signal to Noise EI - Liquid Injection, Front SSL, SQ; - Source: EI - Extractor using Filament 2 - L: >= 1200	None
June 21, 2022 11:17:10 AM	Start	Execution	Signal to Noise EI - Liquid Injection, Front SSL, SQ; - Source: EI - Extractor using Filament 1 - L: >= 1200	None
June 21, 2022 11:28:00 AM	Audit	AceClosed	Session	None
June 21, 2022 12:36:20 PM	Audit	AceRestarted	Session	None
June 21, 2022 12:36:22 PM	Audit	SessionReleaded	Session	None
June 21, 2022 12:36:26 PM	Start	Qualification	Session	OQ
June 21, 2022 12:36:26 PM	Start	Execution	Signal to Noise EI - Liquid Injection, Front SSL, SQ; - Source: EI - Extractor using Filament 1 - L: >= 1200	None

Page 4 / 6

User Name: supasak.nimsongthom
Hostname: SCG1115HKC

System Id: GM-7
Print Date: June 21, 2022 2:04:17 PM

ALS-GM7-2022 Transaction log :

Time	Transaction State	Activity Performed	Type of Transaction	Optional Information
June 21, 2022 12:37:07 PM	Start	Execution	Signal to Noise EI - Liquid Injection, Front SSL, SQ: - Source: EI - Extractor using Filament 2 - L: >= 1200	None
June 21, 2022 12:37:08 PM	Start	Execution	Signal to Noise EI - Liquid Injection, Front SSL, SQ: - Source: EI - Extractor using Filament 1 - L: >= 1200	None
June 21, 2022 12:38:54 PM	Audit	Data	Signal to Noise EI - Liquid Injection, Front SSL, SQ: - Source: EI - Extractor using Filament 1 - L: >= 1200	Data files Path : H:\ALSGM7_2022\SNF1_001 .D
June 21, 2022 12:39:24 PM	Audit	Data	Signal to Noise EI - Liquid Injection, Front SSL, SQ: - Source: EI - Extractor using Filament 1 - L: >= 1200	Data files Path : H:\ALSGM7_2022\SNF1_001 .D
June 21, 2022 12:40:05 PM	Audit	Data	Signal to Noise EI - Liquid Injection, Front SSL, SQ: - Source: EI - Extractor using Filament 1 - L: >= 1200	Data files Path : H:\ALSGM7_2022\SNF1_001 .D
June 21, 2022 12:42:04 PM	Audit	Data	Signal to Noise EI - Liquid Injection, Front SSL, SQ: - Source: EI - Extractor using Filament 1 - L: >= 1200	Data files Path : H:\ALSGM7_2022\SNF1_001 .D
June 21, 2022 12:42:17 PM	Audit	AceClosed	Session	None
June 21, 2022 12:33:31 PM	Audit	AceRestarted	Session	None
June 21, 2022 12:33:33 PM	Audit	SessionReloaded	Session	None
June 21, 2022 12:33:37 PM	Start	Qualification	Session	OQ
June 21, 2022 12:33:37 PM	Start	Execution	Signal to Noise EI - Liquid Injection, Front SSL, SQ: - Source: EI - Extractor using Filament 1 - L: >= 1200	None

Page 5 / 5

User Name: supasak.nimsongthom
Hostname: SCG1115HKC

System Id: GM-7
Print Date: June 21, 2022 2:04:17 PM

ALS-GM7-2022 Transaction log :

Time	Transaction State	Activity Performed	Type of Transaction	Optional Information
June 21, 2022 12:34:44 PM	Audit	Data	Signal to Noise EI - Liquid Injection, Front SSL, SQ: - Source: EI - Extractor using Filament 1 - L: >= 1200	Data files Path : E:\ALSGM7_2022\SNF1_001 .D
June 21, 2022 12:36:28 PM	End	Execution	Signal to Noise EI - Liquid Injection, Front SSL, SQ: - Source: EI - Extractor using Filament 1 - L: >= 1200	Run Count : 1
June 21, 2022 12:37:11 PM	Start	Execution	Signal to Noise EI - Liquid Injection, Front SSL, SQ: - Source: EI - Extractor using Filament 2 - L: >= 1200	None
June 21, 2022 12:38:15 PM	Audit	Data	Signal to Noise EI - Liquid Injection, Front SSL, SQ: - Source: EI - Extractor using Filament 2 - L: >= 1200	Data files Path : E:\ALSGM7_2022\SNF2_001 .D
June 21, 2022 12:38:39 PM	Audit	Data	Signal to Noise EI - Liquid Injection, Front SSL, SQ: - Source: EI - Extractor using Filament 2 - L: >= 1200	Data files Path : E:\ALSGM7_2022\SNF2_001 .D
June 21, 2022 12:38:45 PM	Audit	Data	Signal to Noise EI - Liquid Injection, Front SSL, SQ: - Source: EI - Extractor using Filament 2 - L: >= 1200	Data files Path : E:\ALSGM7_2022\SNF2_001 .D
June 21, 2022 12:39:00 PM	Audit	Data	Signal to Noise EI - Liquid Injection, Front SSL, SQ: - Source: EI - Extractor using Filament 2 - L: >= 1200	Data files Path : E:\ALSGM7_2022\SNF2_001 .D
June 21, 2022 12:39:14 PM	Audit	Data	Signal to Noise EI - Liquid Injection, Front SSL, SQ: - Source: EI - Extractor using Filament 2 - L: >= 1200	Data files Path : E:\ALSGM7_2022\SNF2_001 .D

Page 6 / 5

User Name: supasak.nimsongthom
Hostname: SCG1115HKC

System Id: GM-7
Print Date: June 21, 2022 2:04:17 PM

ALS-GM7-2022 Transaction log :

Time	Transaction State	Activity Performed	Type of Transaction	Optional Information
June 21, 2022 12:39:45 PM	Audit	Data	Signal to Noise EI - Liquid Injection, Front SSL, SQ: - Source: EI - Extractor using Filament 2 - L: >= 1200	Data files Path : E:\ALSGM7_2022\SNF2_001 .D
June 21, 2022 12:40:16 PM	Audit	Data	Signal to Noise EI - Liquid Injection, Front SSL, SQ: - Source: EI - Extractor using Filament 2 - L: >= 1200	Data files Path : E:\ALSGM7_2022\SNF2_001 .D
June 21, 2022 12:40:40 PM	Audit	Data	Signal to Noise EI - Liquid Injection, Front SSL, SQ: - Source: EI - Extractor using Filament 2 - L: >= 1200	Data files Path : E:\ALSGM7_2022\SNF2_001 .D
June 21, 2022 12:41:09 PM	Audit	Data	Signal to Noise EI - Liquid Injection, Front SSL, SQ: - Source: EI - Extractor using Filament 2 - L: >= 1200	Data files Path : E:\ALSGM7_2022\SNF2_001 .D
June 21, 2022 12:41:29 PM	End	Execution	Signal to Noise EI - Liquid Injection, Front SSL, SQ: - Source: EI - Extractor using Filament 2 - L: >= 1200	Run Count : 1
June 21, 2022 12:42:30 PM	Audit	TestUnlocked	Signal to Noise EI - Liquid Injection, Front SSL, SQ: - Source: EI - Extractor using Filament 2 - L: >= 1200	Deviation field for Run Count : 1
June 21, 2022 12:42:30 PM	Start	Execution	Signal to Noise EI - Liquid Injection, Front SSL, SQ: - Source: EI - Extractor using Filament 2 - L: >= 1200	None
June 21, 2022 12:42:35 PM	Audit	Data	Signal to Noise EI - Liquid Injection, Front SSL, SQ: - Source: EI - Extractor using Filament 2 - L: >= 1200	Data files Path : E:\ALSGM7_2022\SNF2_001 .D

Page 7 / 5

User Name: supasak.nimsongthom
Hostname: SCG1115HKC

System Id: GM-7
Print Date: June 21, 2022 2:04:17 PM

ALS-GM7-2022 Transaction log :

Time	Transaction State	Activity Performed	Type of Transaction	Optional Information
June 21, 2022 12:42:45 PM	End	Execution	Signal to Noise EI - Liquid Injection, Front SSL, SQ: - Source: EI - Extractor using Filament 2 - L: >= 1200	Run Count : 2
June 21, 2022 12:42:50 PM	End	Qualification	Session	OQ
June 21, 2022 12:42:50 PM	Start	Reporting	Session	None
June 21, 2022 12:46:17 PM	Audit	AceClosed	Session	None
June 21, 2022 1:57:47 PM	Audit	AceRestarted	Session	None
June 21, 2022 1:57:50 PM	Audit	SessionReloaded	Session	None
June 21, 2022 1:57:58 PM	Start	Qualification	Session	OQ
June 21, 2022 2:02:42 PM	Audit	Reporting	Session	Report Generated : Certificate

Page 8 / 5

Bara Scientific

Bara Scientific Co., Ltd.
968 U Chu Liang Building Floor7 Rama4 Road
Silom Bangrak Bangkok Thailand 10500
Tel : 02-6324300 Fax : 02-6375496-7
www.barascientific.com

Certificate of Calibration

Number of Page(s) 1 of 3

Certificate No.	BSCC-UV-367/23
Equipment	UV/Vis Spectrophotometer
Model	UV-1800
Manufacturer	Shimadzu
Serial No.	A11454908533CD
ID No.	BKK_EN0018
Date of receipt	15 September 2023
Date of calibration	15 September 2023
Date of issue	22 September 2023

REVIEW BY Siriluk P.
APPROVED BY
NEXT CAL. DATE 15/9/2024

Customer name	ALS Laboratory Group (Thailand) Co., Ltd.
Address	104 Soi Phattanakan 40, Phattanakan Road, Phattanakan, Suan Luang, Bangkok 10250
Temperature	(23.4 - 24.7) °C (On site)
Humidity	(55.5 - 61.2) %RH (On site)
Equipment condition	Good Operation
Calibration Location	Organic Prep
Calibration Procedure	In-house method WI-UV-702-01 based on ASTM E275-01
Traceability	Wavelength Accuracy is traceable to certificate No. 95917 and 95918 Photometric Accuracy is traceable to certificate No. 95937 and 95924 Stray Light is traceable to certificate No. 95908 The above certificate are traceble to SI unit through Starna Scientific Ltd. (UKAS accredited calibration laboratory NO. 0659)
Calibrated by	Mr.Wanchana Janloey

Approved by

Mr.Kanchit Choothep
Technical Manager

The above results are valid exclusively for the calibrated item(s) as mention in this report / certificate.
Advertising the report / Certificate and publicity of the results are prohibited and also shall not be reproduced except in full, without written approval of the Bara Scientific Co., Ltd.

Bara Scientific

Bara Scientific Co., Ltd.
968 U Chu Liang Building Floor7 Rama4 Road
Silom Bangrak Bangkok Thailand 10500
Tel : 02-6324300 Fax : 02-6375496-7
www.barascientific.com

Certificate of Calibration

Certificate No. BSCC-UV-367/23

Number of Page(s) 2 of 3

Calibration Results:

1.Wavelength Accuracy

Certified Wavelength (nm)	UUC (nm)	Error (nm)	Uncertainty (±nm)
241.70	241.67	-0.03	0.18
334.02	334.03	0.01	0.18
418.53	418.59	0.06	0.18
572.99	573.14	0.15	0.18
879.41	879.21	-0.20	0.18

2.Photometric Accuracy (UV)

Wavelength (nm)	Certified Absorbance (A)	UUC (A)	Error (A)	Uncertainty (±A)
235	0.0000	0.0000	0.0000	0.0075
	0.7467	0.7460	-0.0007	0.0075
257	0.0000	0.0000	0.0000	0.0075
	0.8662	0.8646	-0.0016	0.0075
313	0.0000	0.0000	0.0000	0.0075
	0.2904	0.2908	0.0004	0.0075
350	0.0000	0.0001	0.0001	0.0075
	0.6429	0.6415	-0.0014	0.0075

*CNR = Customer not request

The above results are valid exclusively for the calibrated item(s) as mention in this report / certificate.
Advertising the report / Certificate and publicity of the results are prohibited and also shall not be reproduced except in full, without written approval of the Bara Scientific Co., Ltd.

Bara Scientific

Bara Scientific Co., Ltd.
968 U Chu Liang Building Floor7 Rama4 Road
Silom Bangrak Bangkok Thailand 10500
Tel : 02-6324300 Fax : 02-6375496-7
www.barascientific.com

Certificate of Calibration

Certificate No. BSCC-UV-367/23

Number of Page(s) 3 of 3

Calibration Results:

3.Photometric Accuracy (Visible)

Wavelength (nm)	Certified Absorbance (A)	UUC (A)	Error (A)	Uncertainty (±A)
420.0	0.0000	0.0000	0.0000	0.0042
	0.5783	0.5793	0.0010	0.0042
	0.7628	0.7624	-0.0004	0.0042
	1.0206	1.0216	0.0010	0.0042
440.0	0.0000	0.0000	0.0000	0.0042
	0.5621	0.5625	0.0004	0.0042
	0.7455	0.7452	-0.0003	0.0042
	0.9985	0.9989	0.0004	0.0042
465.0	0.0000	0.0000	0.0000	0.0042
	0.5227	0.5229	0.0002	0.0042
	0.6880	0.6873	-0.0007	0.0042
	0.9487	0.9486	-0.0001	0.0042
546.1	0.0000	0.0000	0.0000	0.0042
	0.5207	0.5211	0.0004	0.0042
	0.6973	0.6960	-0.0013	0.0042
	0.9959	0.9944	-0.0015	0.0042
590.0	0.0000	0.0000	0.0000	0.0042
	0.5544	0.5538	-0.0006	0.0042
	0.7253	0.7236	-0.0017	0.0042
	1.0942	1.0925	-0.0017	0.0042
635.0	0.0000	0.0000	0.0000	0.0042
	0.5616	0.5612	-0.0004	0.0042
	0.6927	0.6909	-0.0018	0.0042
	1.0881	1.0866	-0.0015	0.0042

*CNR = Customer not request

4.Stray Light*

Standard	Unit Under Calibration(UUC)		
cut-off wavelenght (nm)	Wavelength (nm)	Transmission (%T)	Absorbance (A)
200.96±0.11nm	200.55	0.9770	2.0104

The Stray light transmission reference is less than 1.0%T and Stray light absorbance reference is greater than 2.00Å
***Stray Light not NSC-ONSC Accredited.**

The measurement uncertainty is base on a standard uncertainty multiplied by a coverage factor k=2 providing a level of confidence of approximately 95%.

*****End of Certificate*****

The above results are valid exclusively for the calibrated item(s) as mention in this report / certificate.
Advertising the report / Certificate and publicity of the results are prohibited and also shall not be reproduced except in full, without written approval of the Bara Scientific Co., Ltd.

BKK_EL0026

Agilent Technologies

7700 Series ICP-MS
Preventive Maintenance Checklist – Standard

Agilent Preventive Maintenance provides factory recommended service for your analytical systems to assure reliable operation and the accuracy of your results. Delivered by highly-trained and certified service engineers using genuine Agilent parts and supplies, Agilent Preventive Maintenance provides everything you need to reduce unplanned downtime and keep your systems operating at their peak.

For more information about Agilent Technologies services please visit our web site using the following URL http://www.chem.agilent.com/en-us/products/services/pages/default.aspx

Customer Information

- Customers should provide all necessary operating supplies upon request of the engineer.
- A customer representative should be available to the engineer while performing the preventive maintenance procedures.
- Any parts, not included in the Parts Lists section of this document, are not part of the recommended Preventive Maintenance service, nor are they included in the price of this service.
- If a system requires the use of additional or special procedures and/or parts for the instrument service, then these must be ordered separately and charged as a repair, which may incur additional costs.

Service Engineer's Responsibilities

- Only complete/printout pages that relate to the system or module being serviced.
- Complete empty fields with the relevant information.
- Complete the relevant checkboxes in the checklist using a "X" or tick mark "✓" in the checkbox.
- Complete Not Applicable check boxes to indicate services not delivered, as needed.
- Complete the PM service in the order of the tasks listed.
- Complete the Service Review section together with the customer.

REVIEW BY Supakorn N.
APPROVED BY
NEXT CAL. DATE 11/06/2024

System Information

Instrument system name and ID	7700x ICP-03
Instrument system site and location	ALS Laboratory Group (Thailand) Co., Ltd
List system component product numbers	**List the serial numbers of each component**
1. G3281A	1. JP12091612
2. G3282A	2. 4N1220700
3. ASX 500	3. US02129SA520
4.	4.
5.	5.
6.	6.
7.	7.

ICP-MS configuration table	Circle the type or write in the type if other
Nebulizer	MicroMist | Micro Flow | Mira Mist | other
Spray Chamber	Quartz | PFA | other
Torch	Quartz | Demountable | other
Sampling Cone	Ni | Pt | other
Skimmer Cone	Ni | Pt | Ni plated | other

Preparation

- ☑ Discuss any specific issues with the customer prior to starting.
- ☑ Review the instrument logbook.
- ☑ Save instrument control settings before starting the procedure.
- ☑ Perform general inspection of system for cleanliness
- ☑ Check for proper installation of safety-related parts, assemblies , sensors etc
- ☑ Check for required firmware updates and verify with customers if they would like it installed.
- ☑ Begin system vent.

Inspect and clean system while venting

- ☑ Perform a general inspection of the system.
- ☑ Look for any obvious external damage or problems.
- ☑ Check mechanical pumps for evidence of excessive fluid leaks.
- ☑ Inspect vacuum hoses, pump exhaust tubes and power cord for excessive wear.
- ☑ Inspect Shield plate contacts. Clean if needed.
- ☑ Inspect the tape lining on the peristaltic pump clamp; replace the tape if worn (5043-0030).
- ☑ Check electronics for dust accumulation, clean if necessary.

Mechanical vacuum pumps

- ☑ Drain and replace mechanical pump fluid.
- ☑ Verify proper oil recycling function of mechanical pumps, the gas ballast valve must be open.
- ☑ Replace the oil mist filter.
- ☑ Inspect and clean or replace the inlet filter (P/N 5190-0145 for E2M18, P/N SR03700237 for DS402)
- ☑ Verify proper oil recycling function of mechanical pumps, the gas ballast valve must be open when connected to an Edwards E2M18.

Cooling water system

- ☑ Drain cooling fluid
- ☑ Remove, clean and reinstall metal mesh filter.
- ☑ Re fill Polyclear cooling fluid (G3292-80010)
- ☑ Clean the Air filter and the Condenser by compressed air or vacuum cleaner

Ion lens cleaning

- ☑ Remove extraction/omega lenses and clean all lenses.
- ☑ Remove ORS cell, plate bias and deflect lens, clean all lenses.
- ☑ Replace octopole. Reinstall all lenses and the ORS cell and close analyzer.

Auto Sampler ASX500 Series

- ☑ Clean external surfaces of the Autosampler, this will protect the service technician from potential chemical burns
- ☑ Z-Axis Inspection Inspect the Z-axis PEEK drive cable for kinks or slight bends. Power off the autosampler and manually move the Z-drive up and down using the rotor on the rear of the instrument. Inspect the Z-axis drive cable for kinks or slight bends o If the movement is rough and hard to move then replace Z-axis drive cable (P/N G3286-80331) or Z-axis drive assembly (P/N G3286-80330)

- ☑ Pump Tubing Replacement
  Replace peristaltic pump tubing. Replace all tubing that goes from the rinse station to the pump and from the pump to the waste/rinse bottles
- ☑ QC Testing
  Using customer's racks and the Agilent software move the sample probe to the 4 outermost corners and ensure that the probe is centered in the vial
- ☑ Final Inspection
  Check that all components are tight

Auto Sampler I-AS

- ☐ Clean external surfaces of the Autosampler, this will protect the service technician from potential chemical burns
- ☐ Pump Tubing Replacement
  Replace peristaltic pump tubing. Replace all tubing that goes from the rinse station to the pump and from the pump to the waste/rinse bottles.
- ☐ QC Testing
  Using customer's tray and move the sample probe to the sample vial 1, wash vial and rinse port and ensure that the probe is centered in the vial.

ISIS

- ☑ Replace ISIS valve seal (P/N G3138-65117)
- ☑ Inspect the tape lining on the peristaltic pump clamp; replace the tape if worn (5043-0030).
- ☑ QC test
  Verify the function of valve and Peripump. Make sure that there is no leak from the valve and pump tubing connections.

Restore Instrument

- ☑ Pump system down.
- ☑ Perform the system post check.
  - ☑ Check quadrupole matching.
  - ☑ Perform octopole matching.
  - ☑ Verify good gas control function by changing the flow and observing the meter readings, perform an automatic offset adjustment for the MFC's.
  - ☑ Verify in Tune (using the customer's last tune) that changes in lens voltage result in the expected sensitivity change.
  - ☑ Perform Startup including performance report and an Autotune. Print the Autotune report and attach it to this checklist.
  - ☑ Check the instrument status and record the measurements in the status table. (Use "Record Log" in "Maintenance LogBook" with G7200B software, Use Performance report with G7201A/B software)
  - ☑ Record the EM and discriminator Voltages in the results table.
  - ☑ Run 10 minute stability test with tune solution. Check the result of RSD is below 4%.

Guidance

If the PM service is performed prior to a qualification service, then use the qualification procedure as a guide for final instrument set up and checkout.

Service Review

- ☑ Attach available reports/printouts of all tests to this documentation.
- ☑ Make an entry in the MassHunter Maintenance Log Book recording the PM activities.
- ☑ Update/reset instrument maintenance counters as appropriate
- ☑ Affix the PM sticker to the system or instrument logbook based on the customer's request.
- ☑ Complete the Service Engineer Comments section below if there are additional comments
- ☑ Review the service and any test results with the customer.
- ☑ If the Instrument firmware was updated, record the details of the change in the Service Engineer's Comments box below or if necessary, in the customer's IQ records.

Agilent Technologies

7700 Series ICP-MS Status Results Table

❑ Check this box if you have run a performance report to record the meter readings. Print out the report and attach it to this checklist, instead of completing the table.

Measurement	Standby Mode	Analysis Mode No Gas Mode	Analysis Mode H_2 Gas @ 4ml/min	Analysis Mode He Gas @ 4ml/min
IF/BK Press	2.65 Pa	262 Pa	– Pa	262 Pa
TMP Revolution	100 %	100 %	– %	100 %
Analyzer Press	8.54×10^{-5} Pa	2.35×10^{-4} Pa	– Pa	3.25×10^{-6} Pa
Water RF/WC/IF	❶	1.50 L/min		
Water Temperature		22.1 °C		
Inlet Temp	25.0 °C	29.9 °C		
Internal Temp	25.0 °C	46.0 °C		
RF Power		1551 Watts		
RF Reflect		5 Watts		
Plasma Freq.		2678 MHz		
Carrier Gas (BP)		441 kPaG		
Ar Gas Tank Press		519 kPaG		
Carrier Gas		1.00 L/min		
MU/Dil. Gas		0.10 L/min		
Plasma Gas		15.00 L/min		
Aux Gas		0.90 L/min		
S/C Temperature		2.0 °C		
OP Gas Tank Press*]	– kPaG	– kPaG		
Optional Gas *)		– %		

❶ Do not fill in the shaded cells in the table. There are no measurements for these combinations.

Notes:

Agilent Technologies

7700 Series ICP-MS Test Results Table

Test Description	Expected Test Result	Actual Test Result
Analog HV Voltage	Not applicable	1761 V
Pulse HV Voltage	Not applicable	1446 V
Discriminator Voltage	Not applicable	4.5 mV

7700 Series ICP-MS Parts List Table

Part Description	Part Number	Product/Model # where used	Quantity Consumed
1L Rough Pump Oil	6040-0834	7700 ICP-MS	2
Oil Mist Filter Kit for E2M18	3162-1056	7700 ICP-MS	1
Oil Mist Filter for DS402	9499342M002	7700 ICP-MS	–
Graphite Gasket for Sample Cone (3pk)	G3280-67009	7700 ICP-MS	1
7700 Octopole	G3280-67045	7700 ICP-MS	1
Polyclear cooling fluid	G3292-80010	G1879B/G3292A	1
Rinse / Drain tubing	G3286-80117	ASX-500	1
Tubing / connection kit for drain	G3286-80118	ASX-500	1
Peristaltic pump tubing set	G3160-65326	I-AS	–
Drain tubing to rinse bottle and drain bottle	G3160-65328	I-AS	–
Rotor seal for Valve (ISIS)	G3138-65117	ISIS	1
Additional parts may be required from engineers stock:			
Inlet Filter E2M18	5190-0145	7700 ICP-MS	–
Inlet Filter DS402	SR03700237	7700 ICP-MS	–
Peristaltic pump tape (30m roll)	5043-0030	7700 ICP-MS	–
Polishing Paper Kit (#400/#1200, 5 sheets each)	G1833-65404	7700 ICP-MS	–
Cotton Swabs, ultra-fine conical bud shape at both ends (100/pk)	9300-2574	7700 ICP-MS	–
Alumina Powder	8660-0791	7700 ICP-MS	–
lint-free-paper	05980-60051	7700 ICP-MS	–
Z-Axis Drive PEEK Cable (Anti-Kink)	G3286-80331	ASX-500	–
Z-Axis Drive Assembly (PEEK, Anti-Kink)	G3286-80330	ASX-500	–

Agilent Technologies

Service Engineer Comments (optional)

If there are any specific points you wish to note as part of performing the service or other items of interest for the customer, please write in this box.

Other Important Customer Web Links

- ❑ How to get information on your product: Literature Library - http://www.agilent.com/chem/library
- ❑ Need to know more? - www.agilent.com/chem/education
- ❑ Need technical support, FAQs? - www.agilent.com/chem/techsupp
- ❑ Need supplies? - www.agilent.com/chem/supplies

Service Completion

Service request number 600 6142623 Date service completed 12 June 2023

Agilent signature Customer signature Supakrwn N.

Document part number: G3280-90078

Tune Report

Operator Name	Supakrwn Mak
Acq/Data Batch	C:\Agilent\ICPMH\1\UserTune.b
Acq. Date-Time	6/12/2023 4:05:12 PM
Report Comment	PM 12 June 2023
Instrument Name	G3281A JP12091612

[No Gas]

Sensitivity

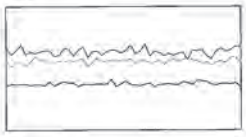

Mass	Range	Count	RSD%	Background
7	10000	6340	4.494	2.100
89	50000	27817	3.328	3.600
205	50000	18565	3.537	9.600

Sampling Period [sec] 0.311
Integration Time [sec] 0.1

Oxide/Doubly Charged Ratio

Oxide 158 / 140 1.492 %
Doubly Charged 70 / 140 1.508 %

Resolution/Axis

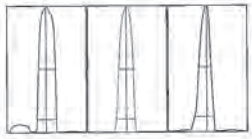

Mass	Peak Height	Axis	W-50%	W-10%
7	6337.66	7.00	0.64	0.730
89	27561.54	89.00	0.55	0.710
205	19019.73	205.00	0.46	0.726

Integration Time [sec] 0.1
Acquisition Time [sec] 22.74
Y Axis Linear

Tune Parameters

Plasma Parameters

Plasma Mode	—	Nebulizer Gas	1.00 L/min	Makeup Gas	0.10 L/min
RF Power	1550 W	Option Gas	—	Auxiliary Gas	0.90 L/min
RF Matching	1.80 V	Nebulizer Pump	0.10 rps	Plasma Gas	15.0 L/min
Sample Depth	8.0 mm	S/C Temp	2 °C		

Lens Parameters

Extract 1	0.0 V	Omega Lens	6.4 V	Deflect	11.8 V
Extract 2	-145.0 V	Cell Entrance	-30 V	Plate Bias	-40 V
Omega Bias	-90 V	Cell Exit	-50 V		

Cell Parameters

Use Gas	No	3rd Gas Flow	—	Energy Discrimination	5.0 V
He Flow	0.0 mL/min	OctP Bias	-8.0 V		

Tune Report

H2 Flow	—	OctP RF	190 V		
QP Parameters					
Mass Gain	145	Axis Gain	1.0021	QP Bias	-3.0 V
Mass Offset	124	Axis Offset	0.12		
Hardware Settings					
Torch					
Torch H	-0.4 mm	Torch V	0.0 mm		
EM					
Discriminator	4.5 mV	Analog HV	1748 V	Pulse HV	1496 V

[He]

Sensitivity

Mass	Range	Count	RSD%	Background
59	20000	11828	2.752	7,200
89	20000	12367	2.527	5,800
205	50000	25971	2.706	13,300

Sampling Period [sec] 0.31
Integration Time [sec] 0.1

Oxide/Doubly Charged Ratio

Oxide	156 / 140 1.166 %
Doubly Charged	70 / 140 1.586 %

Tune Parameters

Plasma Parameters					
Plasma Mode	—	Nebulizer Gas	1.00 L/min	Makeup Gas	0.10 L/min
RF Power	1550 W	Option Gas	—	Auxiliary Gas	0.90 L/min
RF Matching	1.80 V	Nebulizer Pump	0.10 rps	Plasma Gas	15.0 L/min
Sample Depth	8.0 mm	S/C Temp	2 °C		
Lens Parameters					
Extract 1	0.0 V	Omega Lens	7.4 V	Deflect	3.6 V
Extract 2	-200.0 V	Cell Entrance	-90 V	Plate Bias	-115 V
Omega Bias	-90 V	Cell Exit	-70 V		
Cell Parameters					
Use Gas	Yes	3rd Gas Flow	—	Energy Discrimination	3.0 V
He Flow	4.5 mL/min	OctP Bias	-21.0 V		
H2 Flow	—	OctP RF	200 V		
QP Parameters					
Mass Gain	145	Axis Gain	1.0021	QP Bias	-18.0 V
Mass Offset	124	Axis Offset	0.12		
Hardware Settings					
Torch					
Torch H	-0.4 mm	Torch V	0.0 mm		

Tune Report

EM					
Discriminator	4.5 mV	Analog HV	1748 V	Pulse HV	1496 V

Metrological Center

SCI ECO Services Company Limited

33/2 Moo 3, T.Banpa, A.Kaengkhoi, Saraburi 18110

Telephone : +66 2 586 5792-4 Fax : +66 2 586 5109

Website : www.scieco.co.th E-Mail : calibrate@scg.co.th

Certificate No. T231676 Page 1 of 6

Certificate of Calibration

Equipment : **HEATING BLOCK**

Manufacturer : **Environmental Express**

Model : **SC 196**

Serial No. : **6974CECW3285**

Customer Code : **BKK_EL0054**

ID No. : **T5306A3**

Customer : **ALS Laboratory Group (Thailand) Co.,Ltd.**

104 Phatthanakan 40, Phatthanakan Rd., Khwaeng Phatthanakan,

Khet Suan Luang, Bangkok 10250

Customer Location : **Acid Digestion Lab**

Date of Receipt : **13 September 2023**

Calibrated By : **Sanee Musikawan (Site Calibration Manager)**

Approved By : _____ **/ Sujjar Naknakred (Site Calibration Manager)**

Date of Issue : 26 SEP 2023

REVIEW BY Tattaporn C.
APPROVED BY Sawitan N.
NEXT CAL. DATE 22/03/25

The uncertainties are for a confidence probability of approximately 95%.

This Certificate is issued in accordance with the conditions of accreditation granted by the Thai Laboratory Accreditation Scheme which has assessed the measurement capability of the laboratory and its traceability to recognized national standards and to the units of measurement realized at the corresponding national standard laboratory. This certificate may not be reproduced other than in full except with the prior written approval of the Metrological Center.

Metrological Center

SCI ECO Services Company Limited

33/2 Moo 3, T.Banpa, A.Kaengkhoi, Saraburi 18110

Telephone : +66 2 586 5792-4 Fax : +66 2 586 5109

Website : www.scieco.co.th E-Mail : calibrate@scg.co.th

Certificate No. T231676 Page 2 of 6

Calibration Report

Equipment : **HEATING BLOCK**
Date of Calibration : **22 September 2023**
Environment : **Temperature : 21.8-23.1 °C**
Line Voltage : 221.6-226.3 V
Relative Humidity : 55 - 65 %RH

Condition of this results of calibration :

1. This equipment was calibrated by insert 20 standard thermocouples type T into its chamber , the other one standard thermocouples type T use for ambient temperature measurement . The calibration was done in according to WI-T20.
   All data show below were final values and the initial data from customer request . The temperature scale used was based on ITS - 90 .
2. Reference Standard Instrument :

Instrument	Model	Instrument No.	Certificate No.	Due Date
TC	TYPE T	TN21-TN30	T230014	17 January 2024
TC	TYPE T	TN31-TN40	T230014	17 January 2024
DATA LOGGER	34970A	T151	T230014	17 January 2024

3. This certificate is traceable to :
   National Institute of Metrology (Thailand) through Metrological Center (NSC-TISI-TIS 17025 CALIBRATION 0244)
4. Condition of calibrated item : good
   Equipment Description :
   Time Constant 2 Hour 20 Minute At 95 °C
   Fresh Air Damper ☐ Open ☐ Min ☐ Medium ☐ Max
   ☐ Close
   ☒ Not Available
5. Adjustment :
   ( ) without adjustment (X) after adjustment

Approved By_____

Metrological Center

SCI ECO Services Company Limited

33/2 Moo 3, T.Banpa, A.Kaengkhoi, Saraburi 18110

Telephone : +66 2 586 5792-4 Fax : +66 2 586 5109

Website : www.scieco.co.th E-Mail : calibrate@scg.co.th

Calibration Report



FRONT CONTROL

Approved By. _____

Metrological Center

SCI ECO Services Company Limited

33/2 Moo 3, T.Banpa, A.Kaengkhoi, Saraburi 18110

Telephone : +66 2 586 5792-4 Fax : +66 2 586 5109

Website : www.scieco.co.th E-Mail : calibrate@scg.co.th

Calibration Report

Measurement Results

Calibration Point		Average Standard Reading at each position (°C)					
R1 Hole1-Hole6		TN21	TN22	TN23	TN24	TN25	TN26
CAL POINT	Max	95.01	94.41	95.20	95.41	94.51	95.17
95	Min	94.57	93.95	94.75	94.92	94.00	94.72
	Average	94.79	94.18	94.98	95.17	94.26	94.95
R2 Hole7-Hole12		TN27	TN28	TN29	TN30	TN31	TN32
	Max	95.36	95.43	95.19	95.16	95.35	94.97
	Min	94.94	94.95	94.72	94.71	94.90	94.57
	Average	95.15	95.19	94.96	94.94	95.13	94.77
R3 Hole13-Hole18		TN33	TN34	TN35	TN36	TN37	TN38
	Max	95.37	95.50	95.22	95.21	95.33	95.31
	Min	94.99	95.09	94.78	94.82	94.88	94.96
	Average	95.18	95.30	95.00	95.02	95.11	95.13
R4 Hole19-Hole24		TN39	TN40	TN21	TN22	TN23	TN24
	Max	95.59	94.42	94.52	94.24	94.63	94.67
	Min	95.21	94.06	94.13	93.88	94.28	94.27
	Average	95.40	94.24	94.33	94.06	94.45	94.47
R5 Hole25-Hole30		TN25	TN26	TN27	TN28	TN29	TN30
	Max	95.19	95.38	92.93	95.30	95.14	95.03
	Min	94.83	95.03	92.56	94.95	94.79	94.70
	Average	95.01	95.20	92.75	95.12	94.96	94.87
R6 Hole31-Hole36		TN31	TN32	TN33	TN34	TN35	TN36
	Max	94.63	94.90	94.77	94.31	94.24	93.87
	Min	94.24	94.55	94.44	93.98	93.92	93.56
	Average	94.43	94.72	94.60	94.14	94.08	93.71
R7 Hole37-Hole42		TN37	TN38	TN39	TN40	TN21	TN22
	Max	94.30	94.44	94.04	93.81	94.89	95.35
	Min	93.95	94.05	93.67	93.48	94.39	94.90
	Average	94.13	94.24	93.86	93.65	94.64	95.12
R8 Hole43-Hole48		TN23	TN24	TN25	TN26	TN27	TN28
	Max	95.99	95.63	95.28	95.29	95.45	94.87
	Min	95.57	95.15	94.82	94.84	94.99	94.48
	Average	95.78	95.39	95.05	95.07	95.22	94.68

Approved By. _____

Metrological Center

SCI ECO Services Company Limited

33/2 Moo 3, T.Banpa, A.Kaengkhoi, Saraburi 18110

Telephone : +66 2 586 5792-4 Fax : +66 2 586 5109

Website : www.scieco.co.th E-Mail : calibrate@scg.co.th

Calibration Report

Measurement Results

Calibration Point		Average Standard Reading at each position (°C)					
R1 Hole1-Hole6		TN21	TN22	TN23	TN24	TN25	TN26
CAL POINT	Max	105.23	104.32	105.43	105.25	104.44	105.27
105	Min	104.94	103.95	105.15	105.04	104.11	104.96
	Average	105.09	104.13	105.29	105.15	104.28	105.12
R2 Hole7-Hole12		TN27	TN28	TN29	TN30	TN31	TN32
	Max	105.30	105.12	105.18	105.22	105.12	105.16
	Min	105.11	104.92	104.96	105.00	104.92	104.97
	Average	105.20	105.02	105.07	105.11	105.02	105.06
R3 Hole13-Hole18		TN33	TN34	TN35	TN36	TN37	TN38
	Max	105.37	105.63	105.02	104.80	104.69	105.19
	Min	105.17	105.37	104.75	104.59	104.50	105.00
	Average	105.27	105.50	104.88	104.69	104.60	105.09
R4 Hole19-Hole24		TN39	TN40	TN21	TN22	TN23	TN24
	Max	105.31	104.43	106.41	104.71	105.63	105.82
	Min	105.08	104.22	106.15	104.41	105.37	105.56
	Average	105.19	104.33	106.28	104.56	105.50	105.69
R5 Hole25-Hole30		TN25	TN26	TN27	TN28	TN29	TN30
	Max	104.95	106.26	103.34	105.78	105.59	105.87
	Min	104.67	105.96	103.08	105.56	105.36	105.68
	Average	104.81	106.11	103.21	105.67	105.48	105.77
R6 Hole31-Hole36		TN31	TN32	TN33	TN34	TN35	TN36
	Max	104.75	104.86	104.80	105.20	104.50	104.39
	Min	104.54	104.63	104.59	105.00	104.32	104.18
	Average	104.65	104.75	104.69	105.10	104.41	104.28
R7 Hole37-Hole42		TN37	TN38	TN39	TN40	TN21	TN22
	Max	104.30	104.90	104.85	104.65	104.88	104.85
	Min	104.09	104.72	104.66	104.49	104.63	104.52
	Average	104.19	104.81	104.75	104.57	104.76	104.68
R8 Hole43-Hole48		TN23	TN24	TN25	TN26	TN27	TN28
	Max	105.71	105.85	105.39	105.61	105.42	105.19
	Min	105.45	105.61	105.14	105.27	105.18	104.94
	Average	105.58	105.73	105.27	105.44	105.30	105.07

Approved By. _____

Metrological Center

SCI ECO Services Company Limited

33/2 Moo 3, T.Banpa, A.Kaengkhoi, Saraburi 18110

Telephone : +66 2 586 5792-4 Fax : +66 2 586 5109

Website : www.scieco.co.th E-Mail : calibrate@scg.co.th

Calibration Report

Measurement Results:

HEATING BLOCK			Temperature Distribution	
Setting (°C)	Reading (°C)		Stability (±°C)	Uncertainty (±°C)
	Min , Max	Average		
100.0	100.3 , 100.5	100.4	0.26	0.81
107.0	107.0 , 107.1	107.1	0.19	0.78

* The quoted uncertainty exclude " uniformity "

The calibration result apply only the above calibrated item.

The result of test was found accurate as shown on date and place of test only.

The reported expanded uncertainty is based on a standard uncertainty multiplied by a coverage factor k which for a t-distribution, providing a level of confidence of approximately 95 % .

Approved By. _____

Metrological Center

SCI ECO Services Company Limited

33/2 Moo 3, T.Banpa, A.Kaengkhoi, Saraburi 18110, Thailand.

Saraburi Tel : +66 3627 3096 Fax : +66 3627 3100

Bangkok Tel : +668 9205 6851 , +669 8247 2360

Website : www.scieco.co.th E-Mail : calibrate@scg.co.th

NSC-TISI-TIS 17025 CALIBRATION 0244

Certificate of Calibration

Equipment	: Chamber (Cold Room)
Manufacturer	: KOLDTECH
Model	: KM 320
Serial No.	: TBN-1012061/05
Customer Code	: BKK_EN0167
ID No.	: T2463A3
Customer	: ALS Laboratory Group (Thailand) Co.,Ltd.
	104 Phatthanakan 40, Phatthanakan Rd., Khwaeng Phatthanakan,
	Khet Suan Luang, Bangkok 10250
Customer Location	: Environmental Laboratory
Date of Receipt	: 27 June 2022
Calibrated By	: Sujjar Naknakred (Site Calibration Manager)
Approved By	: / Boonchai Suriyawong (Site Calibration Manager)
Date of Issue	: 04 JUL 2022

REVIEW BY Sujjar P.
APPROVED BY
NEXT CAL. DATE 30/12/23

The uncertainties are for a confidence probability of approximately 95%.

This Certificate is issued in accordance with the conditions of accreditation granted by the Thai Laboratory Accreditation Scheme which has assessed the measurement capability of the laboratory and its traceability to recognized national standards and to the units of measurement realized at the corresponding national standard laboratory. This certificate may not be reproduced other than in full except with the prior written approval of the Metrological Center.

Metrological Center

SCI ECO Services Company Limited

33/2 Moo 3, T.Banpa, A.Kaengkhoi, Saraburi 18110, Thailand.

NSC-TISI-TIS 17025 CALIBRATION 0244

Calibration Report

Equipment	: Chamber (Cold Room)
Date of Calibration	: 30 June - 1 July 2022
Environment	: Temperature : 18.9-23.7 °C
	Line Voltage : 222.9-226.5 V
	Relative Humidity : 55 - 65 %RH

Condition of this results of calibration :

1. This equipment was calibrated by insert nine standard thermocouples type T into its chamber , the other one standard thermocouples type T use for ambient temperature measurement . The calibration was done in according to WI-T20 (based on ASTM E145-94 (Reapproved 2001) and AS2853-1986).
   All data show below were final values and the initial data from customer request . The temperature scale used was based on ITS - 90 .
2. Reference Standard Instrument :

Instrument	Model	Instrument No.	Certificate No.	Due Date
TC	TYPE T	TN161-TN170	T210009	30 July 2022
TC	TYPE T	TN171-TN180	T210009	30 July 2022
DATA LOGGER	34970A	T149	T210009	30 July 2022

3. This certificate is traceable to :
   National Institute of Metrology (Thailand) through Metrological Center (NSC-TISI-TIS 17025 CALIBRATION 0244.)
4. Condition of calibrated item : good
   Equipment Description :
   Time Constant 3 Hour - Minute At 3 °C
   Fresh Air Damper ☐ Open ☐ Min ☐ Medium ☐ Max
   ☐ Close
   ☒ Not Available
5. Adjustment :
   ( ) without adjustment (X) after adjustment

Approved By.

Metrological Center

SCI ECO Services Company Limited

33/2 Moo 3, T.Banpa, A.Kaengkhoi, Saraburi 18110, Thailand.

NSC-TISI-TIS 17025 CALIBRATION 0244

Calibration Report

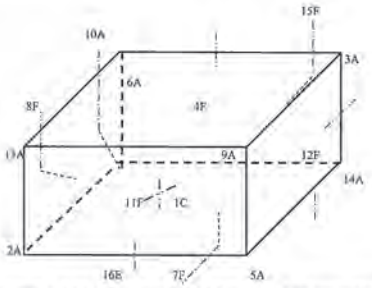

C = Centre , F = Centre of Face , A = Corner , E = Centre of Edge

1C	=	TN161
2A	=	TN162
3A	=	TN163
4F	=	TN164
5A	=	TN165
6A	=	TN166
7F	=	TN167
8F	=	TN168
9A	=	TN169
10A	=	TN170

11F	=	TN171
12F	=	TN172
13A	=	TN173
14A	=	TN174
15F	=	TN175
16E	=	TN176

Approved By.

Metrological Center

SCI ECO Services Company Limited

33/2 Moo 3, T.Banpa, A.Kaengkhoi, Saraburi 18110, Thailand.

NSC-TISI-TIS 17025 CALIBRATION 0244

Calibration Report

Measurement Results:

Calibration Point	Average Standard Reading at each position (°C)									
	TN161	TN162	TN163	TN164	TN165	TN166	TN167	TN168	TN169	TN170
3	2.71	2.82	2.75	2.89	2.95	3.68	3.02	2.96	3.03	2.85
	TN171	TN172	TN173	TN174	TN175	TN176				
	2.97	3.02	2.89	3.04	2.97	3.33				

Chamber (Cold Room)			Temperature Distribution				
Setting (°C)	Reading (°C)		Average (°C)	Stability (±°C)	Uniformity (°C)	Uncertainty (±°C)	Coverage Factor k
	Min , Max	Average					
3.0	2.9 , 4.0	3.2	2.99	1.05	1.30	1.66	2.00

* The quoted uncertainty exclude " uniformity "

The calibration result apply only the above calibrated item.

The result of test was found accurate as shown on date and place of test only.

The reported expanded uncertainty is based on a standard uncertainty multiplied by a coverage factor *k* which for a t-distribution, providing a level of confidence of approximately 95 %.

Approved By.

BKK_EL0023

analytikjena

REVIEW BY Orawan T.
APPROVED BY Sawita N
NEXT CAL. DATE 24/05/24

Maintenance Protocol

Atomic Fluorescence Spectrometer

mercur DUO / mercur DUO plus

analytikjena

Serial-No.:	K170A0143	Customer-No.:	
Date:	24 May 2023	Carried out by:	Srichai Fak-on

Maintenance with following Operational Qualification (OQ) ☐
(requires a separate OQ protocol)

Company	บริษัท เอแอลเอส แลบอราทอรี กรุ๊ป (ประเทศไทย) จำกัด
User	
Department	ห้องแลบปฏิบัติการ
Street	104 ซอย 40 ถนนพัฒนาการ แขวงสวนหลวง เขตสวนหลวง
Zip Code, City	กรุงเทพมหานคร 10250
Country	ประเทศไทย
Phone	
Fax	
E-mail	

analytikjena

Maintenance works basic unit	
tightness visual check inside the Mercur	☑
visual check if gold-traps are broken	☑
visual check if spectrometer is contaminated	☑
visual check of the fluorescence cell	☑
visual check of the absorption cell, incl. window	☑
reactor cleaning	☑
check pump-hose, if necessary change it	☑
check swivel drive (SEV)	☑
check drying-hose, output gas-liquid-separator	☑
test Bubble-Sensor	☑
check gas flows	☑
check volume flows, reagents	☑
recording stray light values	☑
measurement with 30 ng/l	☑

Maintenance works Autosampler	Serial No.: 701 739
lubricate the dosing-winding (Teflon-grease-spray)	☑
clean the dosing cylinder, if necessary exchange it	☑
lubricate the winding system of the height drive with some drops of oil	☑
check the toothed belt	☑
check the position of the mechanical stopper (height: 13mm)	☑
check the pump rate of mixing pump (<14s AS52, typ.7s/<20s AS52S, typ.10s)	☑
check the pump rate of washing cup	☑
check the electrical hose connections for good contact	☑
check the connectors of the magnetic valves	☑
check the dosing hose for buckling, if necessary exchange it	☑

analytikjena

Device parameter		**nominal value**	**actual value**
visual check general tightness inside the Mercur		o.k.: ☑	changed: ☐
visual check Goldtraps		o.k.: ☑	changed: ☐
visual check spectrometer			
	Fluorescence cell	o.k.: ☑	changed: ☐
	Absorption cell, incl. window	o.k.: ☑	changed: ☐
	lens	o.k.: ☑	changed: ☐
	Swivel drive (SEV)	o.k.: ☑	changed: ☐
check pump hoses		o.k.: ☑	changed: ☐
check hoses and hose connectors		o.k.: ☑	changed: ☐
check and clean reactor		o.k.: ☑	changed: ☐
check drying hose output Gas-liquid-seperator		o.k.: ☑	changed: ☐
check bubble-sensor		o.k.: ☑	not o.k.: ☐
Check gasflow			
	Argon pressure valve 4	1.2 – 1.5 bar	1.5 bar
	Valve 1	10 Nl/h or 0.166 NL/min	0.163 NL/min
	Valve 2	50 Nl/h or 0.833 NL/min	0.403 NL/min
	Valve 3	5 Nl/h or 0.083 NL/min	0.140 NL/min
	Valve 4	10 Nl/h or 0.166 NL/min	0.108 NL/min
Check liquidflow			
	Acid	2.5ml/min ± 1 ml	2.5 ml/min
	Red.-agent	2.5ml/min ± 1 ml	2.5 ml/min
	Sample	10ml/min ± 2 ml	10 ml/min
Adventitious light - values	**(V)**	**from file**	
	100	0	0
	200	0	0
	300	0	0
	350	0	0
	400	0	0
	450	2	2
	500	5	5
	550	10	10
	575	15	14
	600	20	20

analytikjena
An Endress+Hauser Company

Device parameter	nominal value	actual value
Analytical parameters Fluorescence cell		
Conditions.: max.conc.: 10µg/L PMT-voltage: 360 V		
Blank-solution		Int 0.00024
without enrichment / FBR 30 ng/L	Int > 0.0015 RSD < 3 %	Int_1 0.00172 RSD 0.45 %
Conditions.: max.conc.: 1.7µg/L PMT-voltage: 352 V		
Blank-solution		Int 0.00370
with enrichment / FBR 30 ng/L	Int > 0.008 RSD < 3 %	Int_2 0.01060 RSD 2.38 %
Fok.- factor (Int_2 / Int_1)	> 3.5	6.16
Analytical parameters Absorption cell		
Blank-solution		Ext 0.00093
without enrichment / FBR 100 ng/L	Ext. > 0.0012 RSD < 5 %	Ext 0.00449 RSD 2.58 %
Comments		

Srichai Pakan.
Signature Technician

Orawan T.
Signature Customer

24 May 2023
Place, Date (DD/MM/YYYY)

24 May 2023
Place, Date (DD/MM/YYYY)

analytikjena
An Endress+Hauser Company

15 Moo 5, 345 Road, Klong Khoi, Pak Kret,
Nonthaburi 11120 Thailand
Phone: +66(2) 1062970-72
Fax: +66(2) 1062973
www.analytik-jena.com

Service Report

Customer's address :	Customer's Ref. No.
[illegible]	
E-mail :	Phone : / Fax :
Job No. 23052824 PM	User : / Service Engineer : [illegible] / Date : 24/5/2023 / Page : 1/1
Instrument model : Mercur	Serial No. K170A0143 / Software Version No. 4.7.10.0

☑ Analytik Jena Instruments (Thailand) Ltd.
☐ Analytik Jena Far East (Thailand) Ltd.

☐ Repair (RE) ☑ Maintenance (PM) ☐ Installation (IN) ☐ Warranty ☐ Application (AP) ☐ Site Prep.(SP) ☐ Visit(VI)

Fault / Claim : – [illegible] Po No 23001112 / (INV2308-037)
– [illegible] PM Contract Year 2023 (1 Time / Year 2023)
☐☐☐ Error Code

Action taken : – Maintenance Mak Basic Unit
– Check Device parameter.
– Check gas flow.
– Check liquid flow.
– Check Adventitious light – Valves

Test run Analytical parameter Fluorescence cell
Test run Analytical parameter Absorption cell



Action Pending / Recommendation : [illegible]

[illegible] Valve
Bulbs [illegible]

☐ Spare Part ☐ Instrument Configuration :

Item No.	Name	Quantity	Unit Price
1.			
2.			
3.			
4.			
5.			
6.			
7.			
8.			

Herewith the undersigned confirm the time devoted, the work performed, the perfect function of the device, and the receipt/delivery of the specified spare parts. *Traveled hours and kilometers can only be entered after the return of the service engineer.	Date / Signature of Customer Orawan T.	Date / Signature of Service Engineer [illegible]	Work completed? ☑ Yes ☐ No

Services are subject to the General Terms and Conditions of Analytik Jena AG, which will be sent on request.

Mercur

Report file:	C:\WinAAS\TMP\2023\May\Pro_032		
Program version:	4.7.10.0	Printed on:	5/24/2023 12:46
		Recording started on	5/24/2023 12:35 GMT+7.0
Operator:	PSU,OTA		
Laboratory:	ALS-BKK		
Code:	II_Hg095_2023		

Remarks:
Food,water

Method parameters Hg

Method	Without enrichment / FBR 30ng/L_PM24052023
Created on	5/24/2023 Time 12:27
Program	---

Parameters Mercur Technique: Hg fluorescence

Line	253.7 nm		
Lamp type	Hg-LP		
Integr. mode	Peak height	Integr. time	30 s
PMT	360 V		
AZ time	5 s	Peak smoothing	8/5
Delay	0 s		

Working mode	w/o enrich.	System cleaning	Acid
FBR technique	on	Wash time acid	10 s
Pump speed	3	Soaking time	20 s
Sample load time	10 s	Gas load time	5 NL/h
Reaction time	10 s		
Waiting time AZ	5 s		
Delay	0 s		
Purge time1	28 s		
Purge time2	15 s	Gas wash time2	10 NL/h

Autosampler

Autosampler	AS51S/F	Tray type	87/139
Working mode	continuous		
Dilution	---		

QC parameters

QC type	Conc. check		
QC check samp. 1	---	QC check samp. 2	---
Conc.	---	Conc.	---
Error limit	---	Error limit	---
Rep. measurement	off	Reaction	flag + continue
QC std.1 no.	1(30.000 ng/L)	QC std.2 no.	1(30.000 ng/L)
QC std.1 limit	± 50.00%	QC std.2 limit	± 50.00%
QC std. act.	flag + continue		
Expect. blank abs.	0.0100± 0.0100	Reaction	flag + continue
QC precision	off		
		Reaction	off
		QC Recal.factor	Off

Calibration settings

Calib. meth	Standard calib.	Calibr. unit	ng/L
No. standards	1	Conversion fac.	1000000
Type of standards	---	Standard prep.	Premixed
		Blank correct.	---
		Recalib. std. no.	---
Output unit	µg/L	Conversion fac.	1000
Calib. stat.	Mean	Meas. cycles	3
		Blind cycles	1
Stock sol. 1	---	Stock sol. 2	---
Stock sol. 3	---	Stock sol. 4	---
Type of cal. curve	linear	Intercept	calculated
Weighted cal.	off	Grubbs stat.	off
Check of cal. curve	no outlier test		

Sample statistics

Stat. mode	Mean	Meas. cycles	2
Confid. level	95.4 %	Blind cycles	1
Grubbs stat.	---		

Calibration standards Hg

No	Name	State	Pos	Conc./ ng/L	Ints	SD	RSD/%
1	Cal-Zero	(--)	79	0.000	H: **0.000249** A: 0.004274	**0.000132** 0.001698	**53.13** 39.72
2	Cal-Std1	(--)	80	30.000	H: **0.001720** A: 0.02172	**0.000007** 0.000023	**0.459** 0.107

Calibration function 1 **5/24/2023 12:44 Calibration (Peak height)**

Ints=k1+k2*conc

k1=0.000249 k2=0.000049 Recal. factor: ---

Slope	0.00005 Ints/(ng/L)	R2-adjusted	1.0000
sc0	1.00000 ng/L		
Lower limit	0 ng/L	Upper limit	33.0 ng/L
Detection limit	---	Deter. limit	---

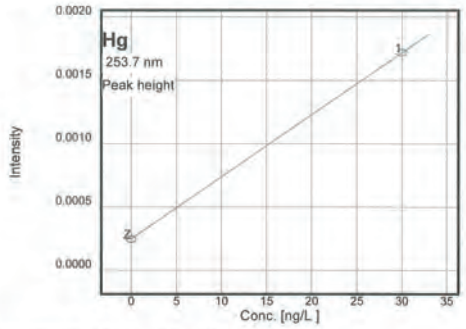

Measurements and events (sorted by time)

Hg	Without enrichment / FBR 30ng/L_PM 24052023					5/24/2023	12:35
ID	**Conc.**	**Ints**	**BG**	**SD**	**RSD/%**	**Int. type**	**Time**
Cal-Zero		0.000143				PkH	12:37
		0.000397					12:38
		0.000207					12:40
	0ng/L	0.000249		0.0001324	53.13		12:40
Cal-Std1		0.001720				PkH	12:42
		0.001712					12:43
		0.001728					12:44
	30.00ng/L	0.001720		0.000007897	0.459		12:44
Calibration	Calibration function: 01						12:44

Peak plots **Hg**

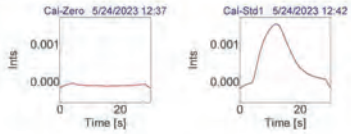

Mercur

Report file:	C:\WinAAS\TMP\2023\May\Pro_033			
Program version:	4.7.10.0	Printed on:	5/24/2023	14:01
		Recording started on	5/24/2023	13:37 GMT+7.0
Operator:	PSU,OTA			
Laboratory:	ALS-BKK			
Code:	II_Hg095_2023			

Remarks:

Food,water

Method parameters **Hg**

Method	Enrichment / FER 30ng/L PM_24052023
Created on	5/24/2023 Time 13:36
Program	---

Parameters Mercur Technique: Hg fluorescence

Line	253.7 nm		
Lamp type	Hg-LP		
Integr. mode	Peak height	Integr. time	40 s
PMT	352 V		
AZ time	5 s	Peak smoothing	12/11
Delay	0 s		

Working mode	Enr. w/o reload.	System cleaning	Off
FBR technique	off	Wash time acid	10 s
Pump speed	3	Soaking time	20 s
Sample load time	10 s	Gas load time	10 NL/h
Reaction time	10 s		
Waiting time AZ	10 s	Gas AZ wait	10 NL/h
Purge time1	30 s		
Purge time2	15 s	Gas wash time2	5 NL/h
Purge time3	20 s		
Heat.time coll.1	20 s	Cool. time coll.1	30 s

QC parameters

QC type	Conc. check		
QC check samp. 1	---	QC check samp. 2	---
Conc.	---	Conc.	---
Error limit	---	Error limit	---
Rep. measurement	off	Reaction	flag + continue
QC std.1 no.	1(30.000 ng/L)	QC std.2 no.	1(30.000 ng/L)
QC std.1 limit	± 50.00%	QC std.2 limit	± 50.00%
QC std. act.	flag + continue		
Expect. blank abs.	0.0100± 0.0100	Reaction	flag + continue
QC precision	off		
		Reaction	off
		QC Recal.factor	Off

Calibration settings

Calib. meth	Standard calib.	Calibr. unit	ng/L
No. standards	1	Conversion fac.	1000000
Type of standards	---	Standard prep.	Premixed
		Blank correct.	---
		Recalib. std. no.	---
Output unit	µg/L	Conversion fac.	1000
Calib. stat.	Mean	Meas. cycles	3
		Blind cycles	1
Stock sol. 1	---	Stock sol. 2	---
Stock sol. 3	---	Stock sol. 4	---
Type of cal. curve	linear	Intercept	calculated
Weighted cal.	off	Grubbs stat.	off
Check of cal. curve	no outlier test		

Sample statistics

Stat. mode	off	Meas. cycles	1
Confid. level	95.4 %	Blind cycles	1
Grubbs stat.	---		

Calibration standards **Hg**

No	Name	State	Pos	Conc./ng/L	Ints	SD	RSD/%
1	Cal-Zero	(--)	##	0.000	H: **0.003700**	**0.000081**	**2.192**
					A: 0.02531	0.000153	0.607
2	Cal-Std1	(--)	##	30.000	H: **0.01060**	**0.000253**	**2.386**
					A: 0.06689	0.002766	4.136

Calibration function 1 **5/24/2023 14:00 Calibration (Peak height)**

Ints=k1+k2*conc

k1=0.003700 k2=0.000230 Recal. factor: ---

Slope	0.00023 Ints/(ng/L)	R2-adjusted	1.0000
sc0	1.00000 ng/L		
Lower limit	0 ng/L	Upper limit	33.0 ng/L
Detection limit	---	Deter. limit	---

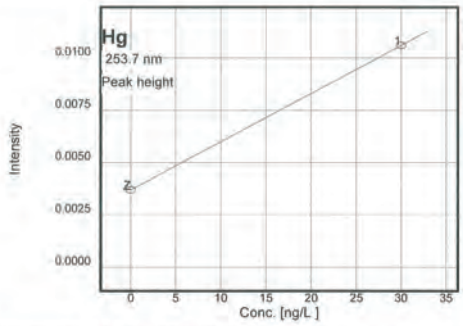

Measurements and events (sorted by time)

Hg	Enrichment / FER 30ng/L PM_24052023					5/24/2023	13:37
ID	**Conc.**	**Ints**	**BG**	**SD**	**RSD/%**	**Int. type**	**Time**
Cal-Zero		0.003792				PkH	13:41
		0.003666					13:43
		0.003640					13:44
	0ng/L	0.003700		0.000081090	2.192		13:44
Cal-Std1		0.009498				PkH	13:49
		0.008333					13:50
		0.008961					13:52
	30.00ng/L	0.008931		0.0005830	6.528		13:52
Cal-Std1		0.01031				PkH	13:57
		0.01074					13:58
		0.01076					14:00
	30.00ng/L	0.01060		0.0002530	2.386		14:00
Calibration	Calibration function: 01						14:00

Peak plots **Hg**

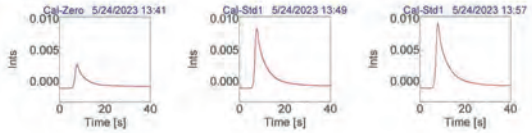

Mercur

Report file:	C:\WinAAS\TMP\2023\May\Pro_034			
Program version:	4.7.10.0	Printed on:	5/24/2023	14:33
		Recording started on	5/24/2023	14:19 GMT+7.0
Operator:	PSU,OTA			
Laboratory:	ALS-BKK			
Code:	II_Hg095_2023			

Remarks:

Food,water

Method parameters **Hg**

Method	Without enrichment / Abs / FBR 100ng/L_PM 24052023
Created on	5/24/2023 Time 14:18
Program	---

Parameters Mercur Technique: Hg absorption

Line	253.7 nm		
Lamp type	Hg-LP		
Integr. mode	Peak height	Integr. time	55 s
PMT	225 V		
AZ time	5 s	Peak smoothing	2/5
Delay	8 s		

Working mode	w/o enrich.	System cleaning	Acid
FBR technique	on	Wash time acid	15 s
Pump speed	4	Soaking time	20 s
Sample load time	8 s	Gas load time	5 NL/h
Reaction time	12 s		
Waiting time AZ	15 s		
Delay	10 s		
Purge time1	50 s		
Purge time2	10 s	Gas wash time2	10 NL/h

QC parameters

QC type	Conc. check		
QC check samp. 1	---	QC check samp. 2	---
Conc.	---	Conc.	---
Error limit	---	Error limit	---
Rep. measurement	off	Reaction	flag + continue
QC std.1 no.	1(100.00 ng/L)	QC std.2 no.	1(100.00 ng/L)
QC std.1 limit	± 50.00%	QC std.2 limit	± 0.00%
QC std. act.	flag + continue		
Expect. blank abs.	0.0100± 0.0100	Reaction	flag + continue
QC precision	off		
		Reaction	off
		QC Recal.factor	Off

Calibration settings

Calib. meth	Standard calib.	Calibr. unit	ng/L
No. standards	1	Conversion fac.	1000000
Type of standards	---	Standard prep.	Premixed
		Blank correct.	---
		Recalib. std. no.	---
Output unit	µg/L	Conversion fac.	1000
Calib. stat.	Mean	Meas. cycles	3
		Blind cycles	1
Stock sol. 1	---	Stock sol. 2	---
Stock sol. 3	---	Stock sol. 4	---
Type of cal. curve	linear	Intercept	calculated
Weighted cal.	off	Grubbs stat.	off
Check of cal. curve	no outlier test		

Sample statistics

Stat. mode	Mean	Meas. cycles	2
Confid. level	95.4 %	Blind cycles	1
Grubbs stat.	---		

Calibration standards **Hg**

No	Name	State	Pos	Conc./ ng/L	Abs	SD	RSD/%
1	Cal-Zero	(--)	##	0.00	H: **0.000932**	**0.000138**	**14.88**
					A: 0.035926	0.006208	17.28
2	Cal-Std1	(--)	##	100.00	H: **0.004494**	**0.000116**	**2.586**
					A: 0.061286	0.001275	2.082

Calibration function 1 **5/24/2023 14:33 Calibration (Peak height)**

Abs=k1+k2*conc

k1=0.000932 k2=0.000036 Recal. factor: ---

Slope	0.00004 Abs/(ng/L)	R2-adjusted	1.0000
sc0	1.00000 ng/L	Charact. conc.	122.411 (ng/L)/1%I
Lower limit	0 ng/L	Upper limit	110. ng/L
Detection limit	---	Deter. limit	---

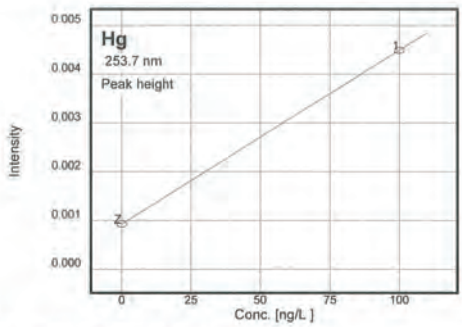

Measurements and events (sorted by time)

Hg	Without enrichment / Abs / FBR 100ng/L_PM 24052023					5/24/2023	14:19
ID	**Conc.**	**Abs**	**BG**	**SD**	**RSD/%**	**Int. type**	**Time**
Cal-Zero		0.001039				PkH	14:22
		0.000775					14:23
		0.000981					14:25
	0ng/L	0.000932		0.00013872	14.88		14:25
Cal-Std1		0.004528				PkH	14:29
		0.004364					14:31
		0.004589					14:33
	100.ng/L	0.004494		0.00011623	2.586		14:33
Calibration	Calibration function: 01						14:33

Peak plots **Hg**

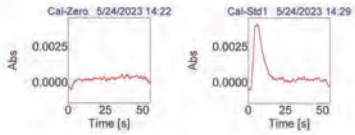

BKK_EN0103

© 2022 by Agilent Technologies Agilent CrossLab Compliance Services

Certificate of System Qualification

GC-OQ

REVIEW BY
APPROVED BY
NEXT CAL DATE 21-Oct-2024

System ID: GC-5
Organization Name: ALS Laboratory Group (Thailand) Co., Ltd.
Organization Location: 104 Phattanakan 40, Phattanakan Rd., Suan Luang, Bangkok 10250

Date: April 21, 2023 9:43:59 AM
EQP Name: AgilentRecommended
EQP Revision: GC.02.52
Overall Qualification Status: Pass

CDS Logon Verification - GC

Logon: Sunee Mongkolvorakijchai

Overall CDS Logon Verification - GC Test Status

Pass

System Inspection and Basic Safety and Operation

Name: 7890

Setpoint Status: **Pass**

Overall System Inspection and Basic Safety and Operation Test Status

Pass

Inlet Pressure Decay

Name: 7890
Front SSL

Setpoint Status: **Pass**

Pressure: 25.0 psi

Pressure Change: 0.4 psi /5 minutes

Agilent Recommended: >= -2.0 and <= 0.5

© 2022 by Agilent Technologies Agilent CrossLab Compliance Services

Overall Inlet Pressure Decay Test Status

Pass

Inlet Pressure Accuracy

Name: 7890
Front SSL

Setpoint Status: Pass

	Setpoint		Actual	
Inlet Pressure:	25.0	psi	25.1	psi

Accuracy: 0.1 psi

Agilent Recommended: <= 1.2

Overall Inlet Pressure Accuracy Test Status

Pass

Detector Flow Accuracy

Name: 7890
Front FID

Setpoint Status: **Pass**

Flow Type: Fuel

Setpoint: 30.0 mL/min Measured Flow: 30.5 mL/min

Accuracy: 0.5 mL/min

Agilent Recommended: <= 10.0 % setpoint (3.0 ml/min)

Limit is percentage of setpoint or 0.5 ml/minute, whichever is largest.

Setpoint Status: **Pass**

Flow Type: Oxidizer

Setpoint: 400.0 mL/min Measured Flow: 390.6 mL/min

Accuracy: 9.4 mL/min

Agilent Recommended: <= 10.0 % setpoint (40.0 ml/min)

Limit is percentage of setpoint or 0.5 ml/minute, whichever is largest.

Setpoint Status: Pass

Flow Type: Makeup

Setpoint: 25.0 mL/min Measured Flow: 24.2 mL/min

Accuracy: 0.8 mL/min

Agilent Recommended: <= 10.0 % setpoint (2.5 ml/min)

Limit is percentage of setpoint or 0.5 ml/minute, whichever is largest.

Overall Detector Flow Accuracy Test Status

Pass

GC Oven Temperature Accuracy

Name: 7890

Setpoint Status: Pass

Zone: Oven

Setpoint/Actual

Temperature: 230.0 230.9 °C

Accuracy: 0.9 °C

Agilent Recommended: >= -1.0 % setpoint in K (-5.0 °C)

<= 1.0 % setpoint in K (5.0 °C)

Setpoint Status: Pass

Zone: Oven

Setpoint/Actual

Temperature: 100.0 100.1 °C

Accuracy: 0.1 °C

Agilent Recommended: >= -1.0 % setpoint in K (-3.7 °C)

<= 1.0 % setpoint in K (3.7 °C)

Overall GC Oven Temperature Accuracy Test Status

Pass

GC Oven Temperature Stability

Name: 7890

Setpoint Status: Pass

Setpoint/Average

Temperature: 100.0 100.2167 °C

Stability: 0.1 °C

Agilent Recommended: <= 0.5

Overall GC Oven Temperature Stability Test Status

Pass

Scouting Run

Tested Combination1 Front SSL / Front FID

Injection Tower

Name: 7683B

Setpoint Status: Completed

Injection Volume on Column: 1.0 uL

Overall Scouting Run Status

Completed

Noise and Drift

Tested Combination1 Front SSL / Front FID

Name: 7890

Setpoint Status: Pass

Base Signal: 18.54 pA

	ASTM Noise pA	Drift pA/Hr
	0.05	0.10
Agilent Recommended:	<= 0.10	<= 2.50
Status:	Pass	Pass

Overall Noise and Drift Test Status

Pass

Injection Precision

Tested Combination1 Front SSL / Front FID

Name: 7683B

Setpoint Status: Pass

Injection Volume on Column: 1.0 uL

Area RSD: 0.56 % Retention Time RSD: 0.24 %

Agilent Recommended: <= 3.00 <= 1.00

Overall Injection Precision Test Status

Pass

Signal to Noise

Tested Combination1 Front SSL / Front FID

Injection Tower

Name: 7890

Setpoint Status: Pass

Signal to Noise: 765722

Agilent Recommended: >= 300000

Overall Signal to Noise Test Status

Pass

Instrument Details

Purpose

This section describes the as found system configuration.

Details

System

System ID	GC-5
Manufacturer	Agilent Technologies
Name	7890
Flow Data Input	Manual Data
Temperature Data Input	Manual Data or Other Data Logging

Tested Combination1

Injection Technique	Injection Tower
Inlet	Front
Detector	Front
LTM Included?	No

Sampler 1

Manufacturer	Agilent Technologies
Type	Injection Tower
Name	7683B
Model Number	G2913A
Serial Number	CN00259643
Firmware Revision	A.11.03
Usage	Sample Injection
Location	Front
Syringe Volume (µL)	10

Sampler 2

Manufacturer	Agilent Technologies
Type	Tray
Name	7683A
Model Number	G2614A
Serial Number	CN81347892
Firmware Revision	A.02.01

Mainframe 1

Manufacturer	Agilent Technologies
Name	7890
Model Number	G3440A
Serial Number	US10813027
Firmware Revision	A.01.12.1
Component ID/Asset No.	GC-5
Oven Type	Standard

Inlet 1

Manufacturer	Agilent Technologies
Name	7890
Type	SSL
Location	Front
Carrier Gas	Helium
Control Type	Electronic Pressure Control (EPC)
Purged Inlet	Yes

Detector 1

Manufacturer	Agilent Technologies
Name	7890
Type	FID
Adapter	Capillary
Control Type	Electronic Pressure Control (EPC)
Location	Front
Makeup Gas	Nitrogen

Electronic Signature

Purpose

This signature page was created and published because the ACE sign-off action was executed, which is valid for the entire document, including attachments. The ACE sign-off is an electronic signature that requires two distinct identification components: unique username and personal password. The Agilent representative who has delivered this service understands the meaning and legal status of an electronic signature. As a trained official operator, the Agilent representative has a unique password and logon to access ACE and electronically sign this document. (Other e-signatures can be applied to this document using a Document Content Management or other suitable method defined in your data access and control procedures.)

Details

Full Name of Signer:	Sunee Mongkolvorakijchai
Logged On User Name:	sunee.mongkolvorakijchai@agilent.com
Signature Creation Date:	April 21, 2023
Reason for Signature:	Executed protocol and published this original version of document

Regulatory Disclaimer

This document provides a protocol to verify and record instrument configuration and evidence of proper operation. It has been prepared from our interpretation of applicable regulations as well as industry best practices. The document is designed to provide an important component of a complete compliance package. Validation depends upon many factors and use of this protocol alone does not assure compliance. Agilent Technologies makes no promises or representations as to its sufficiency for any specific regulatory program.

Warranty

Agilent Technologies makes no warranty of any kind to this material, including but not limited to, the implied warranties of merchantability and fitness for a particular purpose. Agilent Technologies shall not be liable for errors contained herein or for incidental or consequential damages in connection with the furnishing, performance, or use of this material.

User Name: sunee.mongkolvorakijchai
Hostname: 3CG8491017D
System Id: GC-5
Print Date: April 21, 2023 9:44:03 AM

8006075756_DQGC5_ALS Transaction log :

Time	Transaction State	Activity Performed	Type of Transaction	Optional Information
April 20, 2023 12:42:57 PM	Audit	SessionOpened	Session	None
April 20, 2023 12:42:57 PM	Start	Configuration	Session	None
April 20, 2023 12:42:57 PM	Audit	Entitlement	Licensing	User is FieldEngineer and does not require an unlock code
April 20, 2023 12:47:02 PM	Audit	EqpLoaded	Session	EQP details for primary technique [Gc] - File path: [ProtocolPacks/Gc/Configurations/02.52/Gc02.52.eqp], EQP File Name: [Gc02.52.eqp], EQP Name: [Agilent Recommended],Protocol Revision :[Gc02.52]
April 20, 2023 12:49:26 PM	End	Configuration	Session	None
April 20, 2023 12:49:31 PM	Start	Qualification	Session	OQ
April 20, 2023 12:49:31 PM	Start	Execution	CDS Logon Verification - GC - Qualitative test	None
April 20, 2023 3:06:38 PM	Audit	AceClosed	Session	None
April 21, 2023 8:42:16 AM	Audit	AceRestarted	Session	None
April 21, 2023 8:50:30 AM	Audit	SessionReloaded	Session	None
April 21, 2023 8:50:31 AM	Start	Qualification	Session	OQ
April 21, 2023 8:50:31 AM	Start	Execution	CDS Logon Verification - GC - Qualitative test	None
April 21, 2023 8:51:37 AM	End	Execution	CDS Logon Verification - GC - Qualitative test	Run Count : 1
April 21, 2023 8:51:39 AM	Start	Execution	System Inspection and Basic Safety and Operation - 7890 - Qualitative Test - No setpoints associated	None

User Name: sunee.mongkolvorakijchai
Hostname: 3CG8491017D
System Id: GC-5
Print Date: April 21, 2023 9:44:03 AM

8006075753_DQGC5_ALS Transaction log :

Time	Transaction State	Activity Performed	Type of Transaction	Optional Information
April 21, 2023 8:52:12 AM	End	Execution	System Inspection and Basic Safety and Operation - 7890 - Qualitative Test - No setpoints associated	Run Count : 1
April 21, 2023 8:52:14 AM	Start	Execution	Inlet Pressure Decay - Front SSL - Pressure Controlled Inlet - S: 25.0 psi - L: >= -2.0 psi and <= 0.3 psi	None
April 21, 2023 8:53:27 AM	Start	Execution	Inlet Pressure Decay - Front SSL - Pressure Controlled Inlet - S: 25.0 psi - L: >= -2.0 psi and <= 0.3 psi	None
April 21, 2023 8:53:42 AM	End	Execution	Inlet Pressure Decay - Front SSL - Pressure Controlled Inlet - S: 25.0 psi - L: >= -2.0 psi and <= 0.3 psi	Run Count : 1
April 21, 2023 8:53:44 AM	Start	Execution	Inlet Pressure Accuracy - Front SSL - Pressure Controlled Inlet - S: 25.0 psi - L: <= 1.2 psi	None
April 21, 2023 8:53:54 AM	End	Execution	Inlet Pressure Accuracy - Front SSL - Pressure Controlled Inlet - S: 25.0 psi - L: <= 1.2 psi	Run Count : 1
April 21, 2023 8:53:56 AM	Start	Execution	Detector Flow Accuracy - Front FID - Type : Fuel - S: 30.0 mL/min - L: <= 10.0% setpoint	None
April 21, 2023 8:54:15 AM	Audit	Data	Detector Flow Accuracy - Front FID - Type : Fuel - S: 30.0 mL/min - L: <= 10.0% setpoint	Manual Data Entry
April 21, 2023 8:54:19 AM	End	Execution	Detector Flow Accuracy - Front FID - Type : Fuel - S: 30.0 mL/min - L: <= 10.0% setpoint	Run Count : 1

User Name: sunee.mongkolvorakijchai
Hostname: SCG841017D

System Id: GC-5
Print Date: April 21, 2023 9:44:03 AM

60060750_OQGC5_ALS Transaction log :

Time	Transaction State	Activity Performed	Type of Transaction	Optional Information
April 21, 2023 8:54:22 AM	Start	Execution	Detector Flow Accuracy - Front FID: - Type : Dilution - S: 400.0 mL/min - L: <= 10.0% setpoint	None
April 21, 2023 8:54:49 AM	Audit	Data	Detector Flow Accuracy - Front FID: - Type : Dilution - S: 400.0 mL/min - L: <= 10.0% setpoint	Manual Data Entry
April 21, 2023 8:54:51 AM	End	Execution	Detector Flow Accuracy - Front FID: - Type : Dilution - S: 400.0 mL/min - L: <= 10.0% setpoint	Run Count : 1
April 21, 2023 8:54:54 AM	Start	Execution	Detector Flow Accuracy - Front FID: - Type : Makeup - S: 25.0 mL/min - L: <= 10.0% setpoint	None
April 21, 2023 8:55:21 AM	Audit	Data	Detector Flow Accuracy - Front FID: - Type : Makeup - S: 25.0 mL/min - L: <= 10.0% setpoint	Manual Data Entry
April 21, 2023 8:55:23 AM	End	Execution	Detector Flow Accuracy - Front FID: - Type : Makeup - S: 25.0 mL/min - L: <= 10.0% setpoint	Run Count : 1
April 21, 2023 8:55:25 AM	Start	Execution	GC Oven Temperature Accuracy - 7890: - Temperature : Oven - S: 230.0°C - L: >= -1.0 AND <= 1.0 % setpoint in K	None
April 21, 2023 8:57:54 AM	Audit	Data	GC Oven Temperature Accuracy - 7890: - Temperature : Oven - S: 230.0°C - L: >= -1.0 AND <= 1.0 % setpoint in K	Manual Data Entry
April 21, 2023 8:57:57 AM	End	Execution	GC Oven Temperature Accuracy - 7890: - Temperature : Oven - S: 230.0°C - L: >= -1.0 AND <= 1.0 % setpoint in K	Run Count : 1

User Name: sunee.mongkolvorakijchai
Hostname: SCG841017D

System Id: GC-5
Print Date: April 21, 2023 9:44:03 AM

60060750_OQGC5_ALS Transaction log :

Time	Transaction State	Activity Performed	Type of Transaction	Optional Information
April 21, 2023 8:58:00 AM	Start	Execution	GC Oven Temperature Accuracy - 7890: - Temperature : Oven - S: 100.0°C - L: >= -1.0 AND <= 1.0 % setpoint in K	None
April 21, 2023 8:58:41 AM	Audit	Data	GC Oven Temperature Accuracy - 7890: - Temperature : Oven - S: 100.0°C - L: >= -1.0 AND <= 1.0 % setpoint in K	Manual Data Entry
April 21, 2023 8:58:43 AM	End	Execution	GC Oven Temperature Accuracy - 7890: - Temperature : Oven - S: 100.0°C - L: >= -1.0 AND <= 1.0 % setpoint in K	Run Count : 1
April 21, 2023 8:58:47 AM	Start	Execution	GC Oven Temperature Stability - 7890: - Temperature : Oven - S: 100.0°C - L: <= 0.5°C	None
April 21, 2023 9:00:20 AM	Audit	Data	GC Oven Temperature Stability - 7890: - Temperature : Oven - S: 100.0°C - L: <= 0.5°C	Manual Data Entry
April 21, 2023 9:00:25 AM	End	Execution	GC Oven Temperature Stability - 7890: - Temperature : Oven - S: 100.0°C - L: <= 0.5°C	Run Count : 1
April 21, 2023 9:00:28 AM	Start	Execution	GC Scouting Run - Injection Tower, Front SSL, Front FID: - Part of System Preparation - No limits associated	None
April 21, 2023 9:01:10 AM	Audit	Data	GC Scouting Run - Injection Tower, Front SSL, Front FID: - Part of System Preparation - No limits associated	Data files Path : E:\OQ2023 2023-04-20 15-44-25\SCOUTING.D\FID1 A.ch
April 21, 2023 9:01:51 AM	End	Execution	GC Scouting Run - Injection Tower, Front SSL, Front FID: - Part of System Preparation - No limits associated	Run Count : 1

User Name: sunee.mongkolvorakijchai
Hostname: SCG841017D

System Id: GC-5
Print Date: April 21, 2023 9:44:03 AM

60060750_OQGC5_ALS Transaction log :

Time	Transaction State	Activity Performed	Type of Transaction	Optional Information
April 21, 2023 9:01:05 AM	Start	Execution	Noise and Drift - Front FID: - Detector FID: - L (Noise): <= 0.10 pA - L (Drift): <= 2.50 pA/hour	None
April 21, 2023 9:02:21 AM	Audit	Data	Noise and Drift - Front FID: - Detector FID: - L (Noise): <= 0.10 pA - L (Drift): <= 2.50 pA/hour	Data files Path : E:\OQ2023 2023-04-20 15-44-25\SGNSDRF_01.D\F ID1A.ch
April 21, 2023 9:02:36 AM	End	Execution	Noise and Drift - Front FID: - Detector FID: - L (Noise): <= 0.10 pA - L (Drift): <= 2.50 pA/hour	Run Count : 1
April 21, 2023 9:02:40 AM	Start	Execution	Injection Precision - Injection Tower, Front SSL, Front FID: - GC: - L (Area): <= 3.00% - L (Rel. Time): <= 1.00%	None
April 21, 2023 9:03:21 AM	Audit	Data	Injection Precision - Injection Tower, Front SSL, Front FID: - GC: - L (Area): <= 3.00% - L (Rel. Time): <= 1.00%	Data files Path : E:\OQ2023 2023-04-20 15-44-25\INJPREC02.D\FID1 A.ch
April 21, 2023 9:03:21 AM	Audit	Data	Injection Precision - Injection Tower, Front SSL, Front FID: - GC: - L (Area): <= 3.00% - L (Rel. Time): <= 1.00%	Data files Path : E:\OQ2023 2023-04-20 15-44-25\INJPREC03.D\FID1 A.ch
April 21, 2023 9:03:21 AM	Audit	Data	Injection Precision - Injection Tower, Front SSL, Front FID: - GC: - L (Area): <= 3.00% - L (Rel. Time): <= 1.00%	Data files Path : E:\OQ2023 2023-04-20 15-44-25\INJPREC04.D\FID1 A.ch
April 21, 2023 9:03:21 AM	Audit	Data	Injection Precision - Injection Tower, Front SSL, Front FID: - GC: - L (Area): <= 3.00% - L (Rel. Time): <= 1.00%	Data files Path : E:\OQ2023 2023-04-20 15-44-25\INJPREC05.D\FID1 A.ch

User Name: sunee.mongkolvorakijchai
Hostname: SCG841017D

System Id: GC-5
Print Date: April 21, 2023 9:44:03 AM

60060750_OQGC5_ALS Transaction log :

Time	Transaction State	Activity Performed	Type of Transaction	Optional Information
April 21, 2023 9:03:21 AM	Audit	Data	Injection Precision - Injection Tower, Front SSL, Front FID: - GC: - L (Area): <= 3.00% - L (Rel. Time): <= 1.00%	Data files Path : E:\OQ2023 2023-04-20 15-44-25\INJPREC06.D\FID1 A.ch
April 21, 2023 9:03:21 AM	Audit	Data	Injection Precision - Injection Tower, Front SSL, Front FID: - GC: - L (Area): <= 3.00% - L (Rel. Time): <= 1.00%	Data files Path : E:\OQ2023 2023-04-20 15-44-25\INJPREC07.D\FID1 A.ch
April 21, 2023 9:04:01 AM	End	Execution	Injection Precision - Injection Tower, Front SSL, Front FID: - GC: - L (Area): <= 3.00% - L (Rel. Time): <= 1.00%	Run Count : 1
April 21, 2023 9:04:05 AM	Start	Execution	Signal to Noise - Injection Tower, Front SSL, Front FID: - Detector FID: - L: >= 300000	None
April 21, 2023 9:04:24 AM	Audit	Data	Signal to Noise - Injection Tower, Front SSL, Front FID: - Detector FID: - L: >= 300000	Data files Path : E:\OQ2023 2023-04-20 15-44-25\STON.D\FID1A.c h
April 21, 2023 9:04:36 AM	End	Execution	Signal to Noise - Injection Tower, Front SSL, Front FID: - Detector FID: - L: >= 300000	Run Count : 1
April 21, 2023 9:05:27 AM	End	Qualification	Session	OQ
April 21, 2023 9:05:27 AM	Start	Reporting	Session	None
April 21, 2023 9:42:46 AM	Audit	Reporting	Session	Report Generated : Certificate

TECHNOLOGY PROMOTION ASSOCIATION (THAILAND-JAPAN)
CORPORATE SERVICES 3 : EQUIPMENT CALIBRATION AND TESTING SERVICES
534/4 PATTANAKARN ROAD SOI 18, SUANLUANG, SUANLUANG BANGKOK 10250
TEL. 0-2717-3000 FAX. 0-2719-9484

Cert.No.: 23TW168
Page.: 1 of 2

Certificate of Testing

Equipment :	DO Meter
Manufacturer :	YSI
Model :	5000-115V
Serial No. :	15E102796
ID No. :	RYG_EN0032
Received Date :	21 July 2023
Test Date :	24 July 2023
Reference :	2307-0713DSC-1
Submitted by :	ALS Laboratory Group (Thailand) Co.,Ltd. Rayong Branch 616/10 Moo 5, T.Maenam Khu, A.Pluakdaeng, Rayong 21140, Thailand
Laboratory Condition :	Temperature (25 ± 5) °C Humidity (50 ± 20) %
Test Procedure :	In - house method : CP-CH9 by Comparison Technique with Azide Modification Method
Tested by :	Walalak Sirithean
Approved by :	Approved Signatory

REVIEW BY N.Bamrit
APPROVED BY
NEXT CAL. DATE 24/07/25

( ) Malee Butkruea
(✓) Saithip Meangmai
( ) Warakorn Lerngagtrakul

Issue Date : 26 July 2023

B 0320211

Cert.No.: 23TW168
Page.: 2 of 2

Condition of this result of calibration

1. Reference Standard Instruments :
   This certification is traceable to the International System of Unit through the reference standards laboratory of Industrial Calibration Center,Technology Promotion Association (Thailand-Japan).

Instruments	Serial No.	ID No.	Certificate No.	Due Date
1) Burette	-	130BU10	23CG1172	22 Mar 2025
2) Balance	1126143764	140RC004	22MM50	20 Sep 2023

2. Standard Material :-

Material	Manufacturer	Lot.No.	Assay
Sodium Thiosulfate pentahydrate	Merck	AM1763316	100.2%

Result : **Dissolved Oxygen Meter Adjustment With Air 100 %**

Dissolved Oxygen Probe No.: 15E100464

Titration Method (Azide Modification Method) (mg/L)	DO Meter Reading (mg/L)	Standard Deviation (mg/L)
8.18	8.17	0.0055

This report was certified only for the instrument we tested.It is allowable to use for study the system efficiency,The environmental impact control and present to organization it may concerned Intend to use for advertising and referral purpose is prohibited.This report may not be reproduced other in full,without written approval of the laboratory

-o0o-

a 1172155

TECHNOLOGY PROMOTION ASSOCIATION (THAILAND-JAPAN)
CORPORATE SERVICES 3: EQUIPMENT CALIBRATION AND TESTING SERVICES
534/4 PATTANAKARN ROAD SOI 18, SUANLUANG, SUANLUANG BANGKOK 10250
TEL. 0-2717-3000-29 FAX. 0-2719-9484

ilac-MRA
NSC-TISI-TIS17025 CALIBRATION 0505

Cert. No.: 23LM125
Page.: 1 of 2

Certificate of Calibration

Equipment :	DO Meter with Sensor
Manufacturer :	YSI
Model :	5000-115V
Serial No. :	15E102796
ID No. :	RYG_EN0032
Submitted by :	ALS Laboratory Group (Thailand) Co.,Ltd. Rayong Branch 616/10 Moo 5 T. Maenam Khu, A. Pluakdaeng, Rayong 21140 Thailand
Location :	TPA On Site Calibration Laboratory
Received Order :	25 July 2023
Calibrated Date :	27 July 2023
Ambient Temperature :	(26 ± 10) °C
Relative Humidity :	(50 ± 30) %
AC Line Voltage :	(220 ± 22) V
Calibrated by :	Preecha Hlahib
Approved by :	Approved Signatory

( ) Pornthippa Tameyakul
( ) Malee Butkruea
(✓) Suwit Imjai

Issue Date : 31 July 2023

The Uncertainties are for a confidence probability of approximately 95%

This certificate may not be reproduced other than in full, except with the prior written Approval of the head of Corporate Services 3 : Equipment Calibration and Testing Services.

A 0053616

Equipment : DO Meter with Sensor
Condition As-Received : Used Item
Reference : 2307-0713DSC-2

Cert. No.: 23LM125
Page.: 2 of 2

Procedure Used :-

Calibration were conducted using in-house calibration procedure CP-OT01 according to comparison with Industrial Platinum Resistance Thermometer (IPRT) into Temperature Bath.

The temperature scale used was based on ITS-90.

Condition of this result of calibration

1. Reference standard instrument:-

Instrument	Serial No.	Cert. No.	Traceable	Due Date
1) Digital Thermometer	2188080	22I1285	TPA	21 Oct 2023

2. This certificate is valid only to the item calibrated on date and place of calibration.
3. This certification is traceable to the International System of Unit.

Remark : TPA : Technology Promotion Association (Thailand - Japan)

Result of Calibration :- (*) Without Adjustment

Function : Temperature measurement.

This instrument was connected with temperature sensor, S/N.: 1228475367

Calibration Point (°C)	Immersion Depth (mm)	Standard Temperature (°C)	UUC* Reading (°C)	Error (°C)	Uncertainty (± °C)	Coverage Factor *k*
20.00	100	20.011	19.91	-0.101	0.15	2.00

UUC* : Unit Under Calibration

The reported uncertainty of measurement was based on a standard uncertainty multiplied by a coverage factor *k*, providing a level of confidence of approximately 95 %.

-o0o-

a 1159515